

**Village of  
Menomonee Falls**

Wisconsin

---

**2017  
Budget**

---

# **VILLAGE OF MENOMONEE FALLS**

## **2017 BUDGET**

### **TABLE OF CONTENTS**

<b>Budget Overview</b>	<b>Chapter 1</b>
<b>Budget Summaries</b>	<b>Chapter 2</b>
<b>General Fund Revenues</b>	<b>Chapter 3</b>
<b>General Fund Expenditures</b>	<b>Chapter 4</b>
<b>Other Governmental Funds</b>	<b>Chapter 5</b>
<b>Enterprise Funds</b>	<b>Chapter 6</b>
<b>Budget Terminology</b>	<b>Chapter 7</b>
<b>Detailed Budget Worksheets</b>	<b>Chapter 8</b>

# **Chapter 1**

## **BUDGET OVERVIEW**

<b>Village Officials</b>	<b>Page 1.1</b>
<b>Organizational Chart</b>	<b>Page 1.2</b>
<b>Structure of Reporting Funds</b>	<b>Page 1.3</b>

## DIRECTORY OF VILLAGE OFFICIALS

<b>Village Board:</b>	<b>Title</b>	<b>Term Expiration</b>
Joseph Helm	President	April 2018
David Glasgow	Trustee	April 2017
Katie Kress	Trustee	April 2017
Chris Smolik	Trustee	April 2017
Bonnie Lemmer	Trustee	April 2019
Paul Tadda	Trustee	April 2019
Jeremy Walz	Trustee	April 2019

### **Administration:**

#### **Title**

Mark S. Fitzgerald	Village Manager
Arlyn R. Johnson	Assistant Village Manager, Director of Public Works
Anna M. Ruzinski	Assistant Village Manager, Dir. of Protective Services, Police Chief
Michael J. Morse	Village Attorney
Janice K. Moyer	Clerk/Treasurer
Jason A. Kaczmarek	Finance Director

### **Financial Auditors:**

Reilly, Penner & Benton, LLP, Milwaukee, Wisconsin

### **Bond Counsel:**

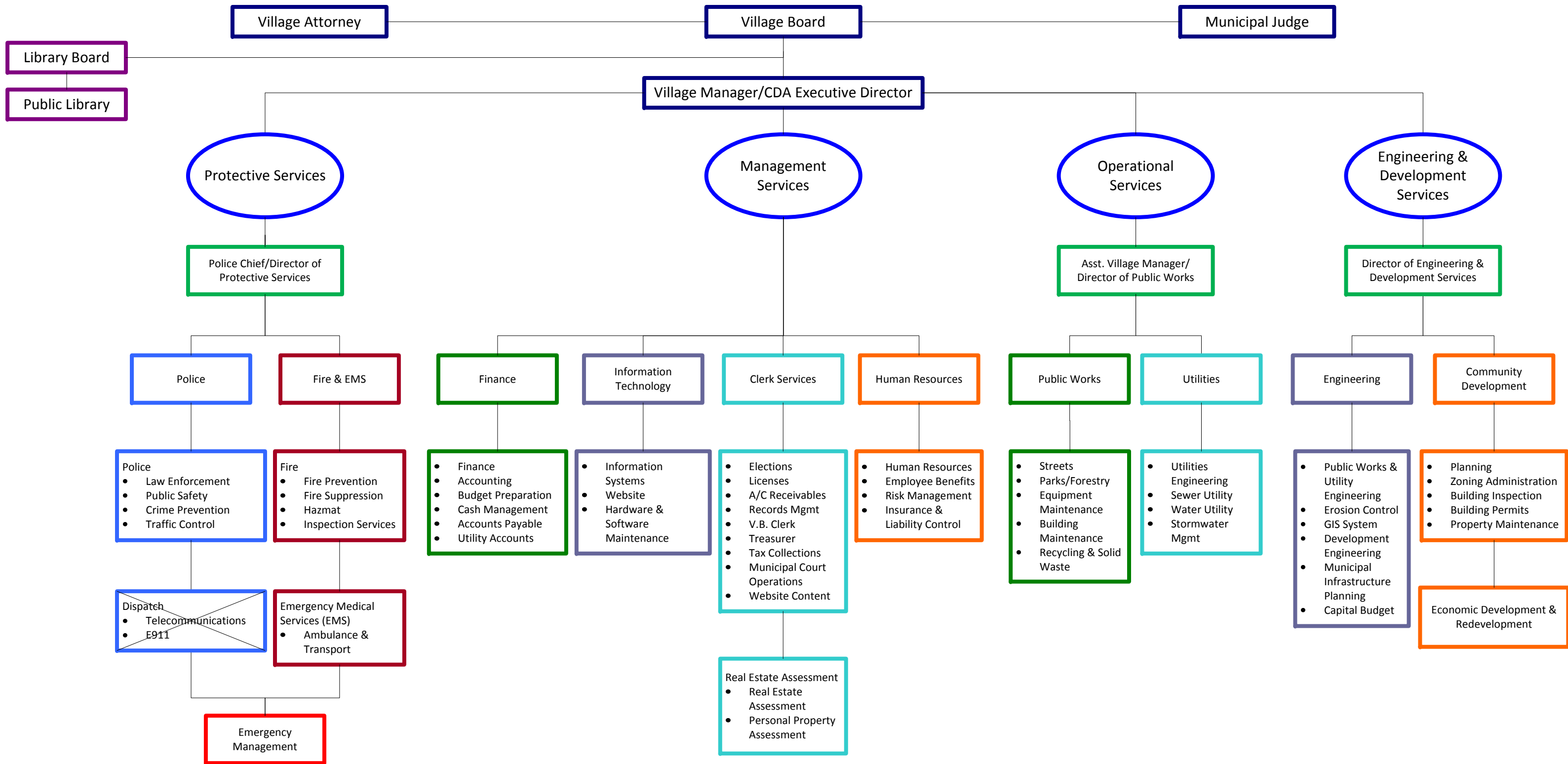
Quarles & Brady, Milwaukee, Wisconsin

### **Financial Advisors:**

Hutchinson, Schockey, Erley & Co., Milwaukee, Wisconsin

# VILLAGE OF MENOMONEE FALLS

## Functional Organization Chart



# STRUCTURE OF VILLAGE FUNDS

The accounting records of the Village are organized into funds and account groups, each of which is treated like a separate entity. Each fund is accounted for by providing a separate set of self-balancing accounts that constitute assets, liabilities, fund equity (reserves), revenues and expenditures/expenses.

## **GOVERNMENTAL FUNDS:**

### **GENERAL FUND**

Contains cost of providing police & fire protection, garbage collection, recycling, parks, street maintenance, community development, planning zoning, licenses and permits, engineering, assessing, tax billing and collections, financial services, clerk/treasurer requirements, elections, payroll and personnel, property and insurance, building and vehicle maintenance, and general administration.

### **SPECIAL REVENUE FUNDS**

Revenues with specific requirements for spending as a result of restricted donations or state/federal grants. Library Operations and Maintenance Fund, and the Solid Waste Collection Fund are included in Special Revenue Funds.

### **DEBT SERVICE FUND**

Annual principal and interest payments on debt not covered by utilities and risk management funds.

### **CAPITAL PROJECTS FUNDS**

Tracks revenues and expenditures related to:  
General capital projects and equipment  
Municipal Facilities and Equipment Fund  
Tax Incremental Districts  
Special Assessment Fund

## **PROPRIETARY FUNDS:**

### **WATER UTILITY**

Contains revenues, expenses and capital purchases relating to water pumping, treatment, supply, billing and administration.

### **SEWER UTILITY**

Contains revenues, expenses and capital purchases relating to sewerage treatment, processing, billing and administration.

### **STORM WATER UTILITY**

Contains revenues, expenses and capital purchases relating to storm water management

### **RISK MANAGEMENT**

Contains revenues and expenses relating to property and liability insurance from CVMIC

## **FIDUCIARY FUNDS:**

Used to record assets held by the Village as an agent for other governmental units as a result of the tax collection process.

# Chapter 2

## BUDGET SUMMARIES

<b>General Operating Budget Summary</b>	<b>Page 2.1</b>
<b>General Fund Balance and Working Capital</b>	<b>Page 2.2</b>
<b>Property Tax History</b>	<b>Page 2.3</b>
<b>Property Valuation Summary</b>	<b>Page 2.4</b>
<b>Long Term Debt Summary</b>	<b>Page 2.5</b>
<b>Outstanding Debt Information</b>	<b>Page 2.6</b>
<b>Principal Maturities of Long-Term Debt</b>	<b>Page 2.7</b>
<b>Interest Payments Due on Long-Term Debt</b>	<b>Page 2.8</b>
<b>Principal and Interest Due on Long-Term Debt</b>	<b>Page 2.9</b>

## GENERAL OPERATING BUDGET SUMMARY

	2014 <u>ACTUAL</u>	2015 <u>ACTUAL</u>	2016 <u>BUDGET</u>	2016 <u>ESTIMATE</u>	2017 <u>BUDGET</u>	% Change
<b>REVENUES:</b>						
Property taxes	16,878,312	17,071,346	17,612,240	17,612,240	<b>17,999,639</b>	2%
Intergovernmental	2,599,300	2,918,647	2,540,469	2,540,469	<b>2,659,770</b>	5%
Public charges for services	1,030,214	1,223,156	1,239,250	1,239,250	<b>1,412,199</b>	14%
Water Utility payment in lieu of tax	1,259,422	1,290,385	1,330,000	1,330,000	<b>1,370,000</b>	3%
Licenses and permits	939,217	1,290,029	1,300,500	1,300,500	<b>1,078,600</b>	(17%)
Miscellaneous	855,889	7,507,620	649,079	649,079	<b>678,112</b>	4%
Fines and penalties	545,546	574,743	518,000	518,000	<b>622,700</b>	20%
Other taxes	382,537	428,150	376,500	376,500	<b>439,000</b>	17%
<b>Total operating revenues</b>	<u>24,490,437</u>	<u>32,304,076</u>	<u>25,566,038</u>	<u>25,566,038</u>	<b>26,260,020</b>	3%
<b>EXPENDITURES:</b>						
General Government	3,464,919	3,553,321	4,124,372	4,124,372	<b>4,129,364</b>	-
Public Safety	13,908,945	14,181,740	14,556,489	14,556,489	<b>14,883,247</b>	2%
Public Works	3,651,139	3,500,685	4,067,695	4,067,695	<b>4,158,745</b>	2%
Culture & Recreation	980,675	831,754	924,850	924,850	<b>938,950</b>	2%
Conservation and Development	769,163	957,949	1,199,132	1,199,132	<b>1,414,214</b>	18%
<b>Total operating expenditures</b>	<u>22,774,841</u>	<u>23,025,449</u>	<u>24,872,538</u>	<u>24,872,538</u>	<b>25,524,520</b>	3%
Excess (deficit) of revenues over (under) expenditures	<u>1,715,596</u>	<u>9,278,627</u>	<u>693,500</u>	<u>693,500</u>	<b>735,500</b>	
<b>OTHER FINANCING SOURCES/USES:</b>						
Transfers from other funds	3,636	3,559	-	-	-	-
Transfer (to) other funds	(1,609,232)	(9,282,186)	(693,500)	(660,281)	<b>(735,500)</b>	6%
<b>Total other financing sources (uses)</b>	<u>(1,605,596)</u>	<u>(9,278,627)</u>	<u>(693,500)</u>	<u>(660,281)</u>	<b>(735,500)</b>	6%
Excess (deficit) of revenues and other sources over (under) and other uses	<u>110,000</u>	<u>-</u>	<u>-</u>	<u>33,219</u>	<u>-</u>	
<b>Fund Balance, beginning of year</b>	<u>9,530,584</u>	<u>9,640,584</u>	<u>9,640,584</u>	<u>9,640,584</u>	<b>9,673,803</b>	-
<b>Fund Balance, end of year</b>	<u>9,640,584</u>	<u>9,640,584</u>	<u>9,640,584</u>	<u>9,673,803</u>	<b>9,673,803</b>	-



# GENERAL FUND BALANCE & WORKING CAPITAL

**DEFINITIONS:**

**Fund Balance**

Assets less liabilities equal fund balance or net assets. Fund balances are the accumulated results of the Village's financial activities. An excess of revenues over expenditures increases fund balance and a deficit decreases the fund balance. Note that the fund balance is not the same as cash on hand.

**Nonspendable**

Includes amounts that cannot be spent because they are either not in spendable form (i.e. convertible into cash) or, for legal or contractual reasons, must be kept intact. This classification includes inventories, prepaid amounts, assets held for sale and long-term receivables.

**Restricted**

Constraints placed on the use of these resources are either externally imposed by creditors (such as through debt covenants), grantors, contributors or other governments; or are imposed by law (through constitutional provisions or enabling legislation).

**Committed**

Amounts that can only be used for specific purposes because of a formal action (resolution or ordinance) by the Village Board. The formal action must occur prior to the end of the year, but the amount of commitment, which will be subject to the constraints, may be determined in the subsequent period. Any changes to the constraints imposed require the same formal action of the Village that originally created the commitment.

**Assigned**

Amounts that are constrained by the government's intent to be used for specific purposes, but that do not meet the criteria to be classified as restricted or committed. Intent can be stipulated by the governing body, another body or by an official to whom that authority has been given. With the exception of the General Fund, this is the residual fund balance classification for all governmental fund with positive balances.

**Unassigned**

This is the residual classification of the General Fund. Only the General Fund reports a positive unassigned fund balance. Other governmental funds might report a negative balance in this classification, as the result of overspending for specific purposes for which amounts had been restricted, committed or assigned.

**Working Capital**

Alternative wording for unassigned fund balance.

**Number of Months of Working Capital**

The Village Board is committed to maintaining around three months of budgetary expenditures in reserve. The decision, therefore, to use working capital to control the tax rate is weighed against the number of months of working capital remaining as a cushion in case of emergency.

	<b>2014 Actual</b>	<b>2015 Actual</b>	<b>2016 Estimate</b>	<b>2017 Budget</b>
<u>Fund Balance</u>				
Nonspendable	2,375,001	2,252,876	2,300,000	2,300,000
Unassigned	7,265,583	7,387,708	7,373,803	7,373,803
	<u>9,640,584</u>	<u>9,640,584</u>	<u>9,673,803</u>	<u>9,673,803</u>
<u>Expenditures</u>				
Total Expenditures	\$ 24,384,073	\$ 32,307,635	\$ 25,532,819	\$ 24,789,020
Amount needed per month	<u>2,032,006</u>	<u>2,692,303</u>	<u>2,127,735</u>	<u>2,065,752</u>
<u>Working Capital</u>				
Unassigned fund balance	\$ 7,265,583	\$ 7,387,708	\$ 7,373,803	\$ 7,373,803
Divided by monthly needs	<u>2,032,006</u>	<u>2,692,303</u>	<u>2,127,735</u>	<u>2,065,752</u>
<b>Months of working capital</b>	<u>3.6</u>	<u>2.7</u>	<u>3.5</u>	<u>3.6</u>

# PROPERTY TAX HISTORY

## **TOTAL LEVY**

<u>2013 for 2014</u>	<u>2014 for 2015</u>	<u>2015 for 2016</u>	<u>Property taxes:</u>	<u>2016 for 2017</u>	<u>Change</u>
\$ 16,878,312	\$ 17,071,346	\$ 17,612,240	General Operations	\$ 17,999,639	2.2%
2,341,779	2,374,220	2,356,722	Debt Service	2,331,274	(1.1%)
1,420,173	1,420,173	1,420,173	Library Operations	1,420,173	-
327,345	314,665	284,050	Library Building Maintenance	284,705	0.2%
931,250	931,250	931,250	Storm Water Utility	931,250	-
300,000	300,000	-	Interceptor Sewer	-	-
<u>\$ 22,198,859</u>	<u>\$ 22,411,654</u>	<u>\$ 22,604,435</u>		<u>\$ 22,967,041</u>	1.6%

## **TAX RATES** *(per thousand of assessed value)*

<u>2013 for 2014</u>	<u>2014 for 2015</u>	<u>2015 for 2016</u>	<u>Property taxes:</u>	<u>2016 for 2017</u>	<u>Change</u>
\$ 4.02	\$ 4.02	\$ 4.12	General Operations	\$ 4.12	-
0.52	0.52	0.51	Debt Service	0.49	(3.9%)
0.31	0.31	0.31	Library Operations	0.30	(3.2%)
0.07	0.07	0.06	Library Building Maintenance	0.06	-
0.21	0.21	0.20	Storm Water Utility	0.20	-
0.07	0.07	-	Interceptor Sewer	-	-
<u>\$ 5.20</u>	<u>\$ 5.20</u>	<u>\$ 5.20</u>		<u>\$ 5.17</u>	(0.6%)

The Governor of the State of Wisconsin imposed a tax levy limit on increases in a community's tax levy. This limit caps the total tax levy excluding TID tax increments. The levy limit is stated as the maximum of 0% or the percentage increase due to new construction, or 2.47%. Debt service is excluded from the calculation.

The Village's total tax levy supports the General Fund, Debt Service, Library, Library Building Maintenance, the Storm Water Utility and Interceptor Sewer.

Property taxes are levied to Village property owners at a calculated rate per \$1,000 of assessed property valuation as of January 1, after taking into consideration the effect of the tax incremental districts and the impact of the assessed to equalized value ratio.

## PROPERTY VALUATION SUMMARY

### ***EQUALIZED VALUE HISTORY***

	<b>01/01/13 2013 for 2014</b>	<b>01/01/14 2014 for 2015</b>	<b>01/01/15 2015 for 2016</b>	<b>01/01/16 2016 for 2017</b>
All valuation except TID Districts	4,007,211,200	4,261,594,700	4,340,669,200	4,447,852,400
TID #2 - Village Centre	28,086,300	<i>Closed</i>	<i>Closed</i>	<i>Closed</i>
TID #4 - Heritage Reserve	88,958,000	92,555,800	92,460,600	95,065,100
TID #5 - Westbrook Corp Park	78,204,400	77,033,800	81,272,000	93,176,900
TID #6 - Main Street	7,706,800	10,057,400	10,868,100	13,325,300
TID #7 - First Park	18,063,700	20,467,800	17,585,400	17,773,100
TID #8 - Falls Parkway	2,287,200	13,282,700	21,426,200	43,702,100
TID #9 - Downtown	-	-	-	-
TID #10 - Good Hope	10,553,800	14,500,900	13,246,000	9,808,500
TID #11 - Megal Court	3,942,200	4,381,700	4,489,200	2,535,500
TID #12 - Lilly Road	-	-	1,036,900	5,138,900
	<u>4,245,013,600</u>	<u>4,493,874,800</u>	<u>4,583,053,600</u>	<u>4,728,377,800</u>

During 2010, the Wisconsin Department of Revenue changed its valuation techniques related to TIDs. Starting in 2010 and forward, the DOR will rely on the assessment values as presented by the Village assessor. Once a TID reaches 10% of total equalized value, the value remains at that level to prevent skewing of values.

### ***EQUALIZED AND ASSESSED VALUES AND COMPARABLE TAX RATES***

<b>Valuation Yr for Budget Yr</b>	<b>Equalized Value</b>	<b>Assessed Value</b>	<b>Per \$1,000</b>	<b>\$ Change</b>	<b>% Change</b>
2016 for 2017	4,728,377,800	4,723,062,540	5.17	(0.03)	(0.6%)
2015 for 2016	4,583,053,600	4,586,133,140	5.20	-	-
2014 for 2015	4,493,874,800	4,542,092,210	5.20	-	-
2013 for 2014	4,245,013,600	4,519,090,960	5.20	-	-
2012 for 2013	4,315,491,900	4,420,276,480	5.20	0.01	0.2%
2011 for 2012	4,441,598,500	4,388,814,210	5.19	0.02	0.4%
2010 for 2011	4,437,584,100	4,368,316,880	5.17	(0.05)	(1.0%)
2009 for 2010	4,589,341,400	4,312,010,880	5.22	0.04	0.8%
2008 for 2009	4,635,194,900	4,256,020,250	5.18	0.09	1.8%
2007 for 2008	4,510,001,400	4,154,666,940	5.09	(0.02)	(0.4%)
2006 for 2007	4,240,464,600	4,088,993,500	5.11	0.02	0.4%

## LONG TERM DEBT SUMMARY

The Village of Menomonee Falls borrows funds for various purposes, and for various durations. The factors considered in structuring debt are project cost, useful life and funding source. Emphasis is put on stabilizing the tax rate or the user charge over the life of the bond.

As part of the Capital Budgeting process, management attempts to identify sources of funds with which to pay for projects and equipment. These sources include capital reserves, impact fees, and interceptor sewer reserves. After these funds have been applied, the remaining needs are borrowed in the form of general obligation notes, bond anticipation notes, and utility mortgage revenue bonds. Depending on the purpose of the note or bond, principal and interest are charged to different Village functions: General Fund, Special Assessments, Municipal Facilities, Tax Incremental Districts and the Utilities.

---

### ***Remaining Allowable Debt Capacity***

Under Wisconsin State Statutes, the Village's general obligation debt may not exceed 5% of the equalized value of the taxable property located in the Village. The Village Board has traditionally followed a conservative guideline of not exceeding 60% of the legal debt limit. It is estimated that the Village will average \$2 to \$3 million in borrowing for capital projects each year. This estimate does not include the special needs of TID districts or borrowings for municipal facilities.

	<b>01/01/15 ACTUAL</b>	<b>01/01/16 ACTUAL</b>
Full Equalized Value	4,583,053,600	4,728,377,800
x Statutory limit %	5.00%	5.00%
Calculated debt limit	\$229,152,680	\$236,418,890
Less total general obligation debt	95,800,669	93,597,716
Remaining allowable debt under State Statute limitation	133,352,011	142,821,174
Conservative amount - 60% of allowable limit	137,491,608	141,851,334
Remaining allowable debt capacity using conservative limit	41,690,939	48,253,618

---

### ***Long-Term Debt Obligations by Funding Source***

	<b>12/31/13 ACTUAL</b>	<b>12/31/14 ACTUAL</b>	<b>12/31/15 ACTUAL</b>	<b>12/31/16 ESTIMATE</b>
<b>General Obligation Debt</b>				
Tax levy supported debt	18,254,782	18,164,110	17,742,863	17,282,616
Special Assessment debt	959,768	705,152	524,536	372,920
Tipping fee supported debt	13,600,000	14,150,000	12,475,000	10,775,000
TID supported G.O.	59,840,000	47,640,000	58,420,000	58,020,000
Utility supported G.O.	5,985,450	6,244,360	6,638,270	7,147,180
	98,640,000	86,903,622	95,800,669	<b>93,597,716</b>
<b>Other Village Debt:</b>				
Clean Water Fund Loans - Utility	1,751,118	1,589,055	1,422,408	1,251,046
	1,751,118	1,589,055	1,422,408	<b>1,251,046</b>
	100,391,118	88,492,677	97,223,077	<b>94,848,762</b>

## OUTSTANDING DEBT INFORMATION

Projected 12/31/16	Average Coupon Rate	Issue Amount	Final Maturity	First Callable	Issue Title	Purpose
<b><i>General Obligation Debt</i></b>						
425,000	4.32%	1,750,000	2017	06/01/15	2007 G.O. Notes	To Finance 2007 Capital Budget
1,150,000	4.10%	3,800,000	2018	06/01/16	2008 G.O. Notes	To Finance 2008 Capital Budget
1,375,000	3.52%	3,320,000	2019	05/01/17	2009 G.O. Notes	To Finance 2009 Capital Budget
2,300,000	3.04%	3,955,000	2020	06/01/18	2010 G.O. Notes	To Finance 2010 Capital Budget
4,925,000	3.05%	11,800,000	2019	No Call	2010 G.O. Notes	To Finance TID #8 - remediation/construction
4,475,000	3.63%	6,830,000	2021	06/01/19	2011 G.O. Notes	To Finance 2011 Capital Budget
225,000	2.03%	1,800,000	2019	No Call	2011 G.O. Notes	To Finance TID 8 expenditures
3,475,000	2.80%	4,610,000	2022	06/01/20	GO Promissory Notes	2012 capital budget
3,775,000	3.42%	6,400,000	2021	No Call	GO Refunding Bonds (2012A)	Current refunding of 2002B bonds
5,400,000	3.34%	7,950,000	2022	No Call	GO Refunding Bonds (2012B)	Advance refunding of 2003B bonds
1,650,000	2.43%	1,850,000	2019	09/01/18	GO Refunding Notes	Long-term financing of TID #5 balloon
2,055,000	2.99%	2,370,000	2023	06/01/21	GO Promissory Notes	2013 Capital Budget (WU, STM)
1,400,000	2.28%	1,930,000	2023	No Call	WU Taxable GO Ref Bonds	Cur Ref 2000 Issuance, Adv Ref 2005 Issuance
2,025,000	1.96%	3,825,000	2018	No Call	TID #5 GO Refunding Bonds	Refinance 2004 Issuance (TID #5)
4,420,000	2.91%	4,920,000	2024	06/01/22	GO Promissory Notes	2014 Capital Budget (Levy, WU, 605)
8,425,000	4.00%	8,450,000	2030	05/01/24	TID #6 GO Refunding Notes	Refinance portion 2010 Issuance (Hotel Debt)
167,716	0.00%	223,622	2022	No Call	County Trunked Radio	Waukesha County Trunked Radio
1,280,000	2.25%	1,280,000	2017	09/01/16	GO Promissory Notes (series 2015A)	TID #12 funding
4,175,000	3.11%	4,300,000	2025	03/01/23	GO Promissory Notes (series 2015B)	TID #8 funding
7,550,000	2.95%	7,850,000	2025	03/01/23	GO Promissory Notes (series 2015C)	TID #8 funding
3,055,000	2.86%	3,110,000	2025	05/01/23	GO Promissory Notes (series 2015D)	2015 Capital Budget (Levy, WU)
9,975,000	2.50%	9,975,000	2019	08/01/18	GO Promissory Notes (series 2015E)	Refinance 2012 Issuance (TID #10)
3,190,000	2.00%	3,190,000	2026	05/01/24	GO Promissory Notes (series 2016A)	2016 Capital Budget
1,280,000	2.00%	1,280,000	2019	09/01/18	GO Promissory Notes (series 2016B)	Refinance 2013 Issuance (TID #6)
5,500,000	2.13%	5,500,000	2019	09/01/18	GO Promissory Notes (series 2016C)	Refinance 2013 Issuance (TID #6, #10, #11)
2,500,000	2.00%	2,500,000	2026	06/01/24	GO Promissory Notes (series 2016D)	Public Infrastructure in TID #8
7,425,000	2.99%	7,425,000	2033	06/01/28	GO Promissory Bonds (series 2016E)	Refinance 2013 Issuance (TID #8)
<b>93,597,716</b>						
<b><i>Utility Revenue Bonds</i></b>						
56,412	2.97%	217,231	2020	No Call	2001 Sewer Clean Water Fund	Finance Northwest Interceptor - Brookfield
1,194,634	2.55%	1,877,778	2027	No Call	1995 Clean Water Fund Loan	For sewerage treatment plant capacity in Sussex
<b>1,251,046</b>						
<b>\$ 94,848,762</b>						

## LONG-TERM DEBT PRINCIPAL MATURITIES

(ALL FUNDS)

Year	General Fund	Special Assessments Fund	Municipal Facilities & Equipmt	TID #5	TID #6	TID #8	TID #9	TID #10	TID #11	TID #12	Water Utility	Sewer Utility	Storm Water Utility	Total
2017	1,994,253	126,610	1,725,000	1,375,000	25,000	1,975,000	-	-	-	1,280,000	670,000	180,047	476,000	9,826,910
2018	1,860,253	110,610	1,800,000	1,475,000	100,000	2,355,000	50,000	-	-	-	690,000	182,880	506,000	9,129,743
2019	1,545,253	56,700	1,825,000	1,100,000	1,000,000	4,060,000	50,000	14,075,000	525,000	-	695,000	139,696	561,000	25,632,649
2020	1,373,953	44,000	1,850,000	100,000	275,000	1,155,000	50,000	-	-	-	710,000	137,677	340,000	6,035,630
2021	1,162,953	25,000	1,975,000	150,000	400,000	1,160,000	50,000	-	-	-	630,000	120,571	280,000	5,953,524
2022	2,317,951	10,000	1,200,000	150,000	600,000	1,185,000	50,000	-	-	-	535,000	108,260	145,000	6,301,211
2023	1,700,000	-	200,000	-	650,000	1,250,000	-	-	-	-	1,010,000	111,018	720,000	5,641,018
2024	1,700,000	-	200,000	-	775,000	1,250,000	-	-	-	-	605,000	113,845	-	4,643,845
2025	400,000	-	-	-	825,000	8,050,000	-	-	-	-	670,000	116,745	-	10,061,745
2026	200,000	-	-	-	875,000	675,000	-	-	-	-	730,000	119,719	-	2,599,719
2027	-	-	-	-	900,000	650,000	-	-	-	-	-	122,768	-	1,672,768
2028	-	-	-	-	925,000	675,000	-	-	-	-	-	-	-	1,600,000
2029	-	-	-	-	950,000	700,000	-	-	-	-	-	-	-	1,650,000
2030	-	-	-	-	1,000,000	725,000	-	-	-	-	-	-	-	1,725,000
2031	-	-	-	-	-	750,000	-	-	-	-	-	-	-	750,000
2032	-	-	-	-	-	800,000	-	-	-	-	-	-	-	800,000
2033	-	-	-	-	-	825,000	-	-	-	-	-	-	-	825,000
<b>Total</b>	<b>14,254,616</b>	<b>372,920</b>	<b>10,775,000</b>	<b>4,350,000</b>	<b>9,300,000</b>	<b>28,240,000</b>	<b>250,000</b>	<b>14,075,000</b>	<b>525,000</b>	<b>1,280,000</b>	<b>6,945,000</b>	<b>1,453,226</b>	<b>3,028,000</b>	<b>94,848,762</b>
Primary Revenue Source	General Property Taxes	Special Assessments	Landfill Tipping Fees	TID Incremental Prop. Taxes	TID Incremental Prop. Taxes	TID Incremental Prop. Taxes	TID Incremental Prop. Taxes	TID Incremental Prop. Taxes	TID Incremental Prop. Taxes	TID Incremental Prop. Taxes	Utility User Charges	Utility User Charges	General Property Taxes	

## LONG-TERM DEBT INTEREST PAYMENTS

(ALL FUNDS)

Year	General Fund	Special Assessments Fund	Municipal Facilities & Equipmt	TID #5	TID #6	TID #8	TID #9	TID #10	TID #11	TID #12	Water Utility	Sewer Utility	Storm Water Utility	Total
2017	405,270	10,541	345,750	88,063	350,594	818,287	6,813	336,500	11,156	14,400	184,415	36,259	84,700	2,692,748
2018	322,869	6,268	302,250	59,938	349,281	748,625	6,250	336,500	11,156	-	158,263	30,930	71,110	2,403,440
2019	269,616	3,405	240,500	39,563	345,969	675,044	5,125	336,500	11,156	-	142,266	26,361	55,307	2,150,812
2020	224,357	1,807	170,000	10,688	320,375	558,813	3,813	-	-	-	124,521	22,653	41,374	1,478,401
2021	184,744	706	96,500	6,938	308,563	531,822	2,313	-	-	-	106,188	19,222	31,375	1,288,371
2022	139,369	156	35,000	2,344	291,063	502,547	781	-	-	-	89,497	16,256	24,150	1,101,163
2023	87,500	-	9,000	-	267,563	471,313	-	-	-	-	66,725	13,463	10,800	926,364
2024	38,500	-	3,000	-	239,063	438,594	-	-	-	-	42,950	10,599	-	772,706
2025	9,000	-	-	-	207,063	295,906	-	-	-	-	24,375	7,663	-	544,007
2026	2,000	-	-	-	173,063	161,438	-	-	-	-	7,300	4,652	-	348,453
2027	-	-	-	-	136,438	143,313	-	-	-	-	-	1,563	-	281,314
2028	-	-	-	-	97,656	124,281	-	-	-	-	-	-	-	221,937
2029	-	-	-	-	59,000	105,025	-	-	-	-	-	-	-	164,025
2030	-	-	-	-	20,000	84,356	-	-	-	-	-	-	-	104,356
2031	-	-	-	-	-	62,225	-	-	-	-	-	-	-	62,225
2032	-	-	-	-	-	38,388	-	-	-	-	-	-	-	38,388
2033	-	-	-	-	-	12,994	-	-	-	-	-	-	-	12,994
<b>Total</b>	<b>1,683,225</b>	<b>22,883</b>	<b>1,202,000</b>	<b>207,534</b>	<b>3,165,691</b>	<b>5,772,971</b>	<b>25,095</b>	<b>1,009,500</b>	<b>33,468</b>	<b>14,400</b>	<b>946,500</b>	<b>189,621</b>	<b>318,816</b>	<b>14,591,704</b>
Primary Revenue Source	General Property Taxes	Special Assessments	Landfill Tipping Fees	TID Incremental Prop. Taxes	TID Incremental Prop. Taxes	TID Incremental Prop. Taxes	TID Incremental Prop. Taxes	TID Incremental Prop. Taxes	TID Incremental Prop. Taxes	TID Incremental Prop. Taxes	Utility User Charges	Utility User Charges	General Property Taxes	

## LONG-TERM DEBT PRINCIPAL & INTEREST DUE

(ALL FUNDS)

Year	General Fund	Special Assessments Fund	Municipal Facilities Fund	TID #5	TID #6	TID #8	TID #9	TID #10	TID #11	TID #12	Water Utility	Sewer Utility	Storm Water Utility	Total
2017	2,399,523	137,151	2,070,750	1,463,063	375,594	2,793,287	6,813	336,500	11,156	1,294,400	854,415	216,306	560,700	12,519,658
2018	2,183,122	116,878	2,102,250	1,534,938	449,281	3,103,625	56,250	336,500	11,156	-	848,263	213,810	577,110	11,533,183
2019	1,814,869	60,105	2,065,500	1,139,563	1,345,969	4,735,044	55,125	14,411,500	536,156	-	837,266	166,057	616,307	27,783,461
2020	1,598,310	45,807	2,020,000	110,688	595,375	1,713,813	53,813	-	-	-	834,521	160,330	381,374	7,514,031
2021	1,347,697	25,706	2,071,500	156,938	708,563	1,691,822	52,313	-	-	-	736,188	139,793	311,375	7,241,895
2022	2,457,320	10,156	1,235,000	152,344	891,063	1,687,547	50,781	-	-	-	624,497	124,516	169,150	7,402,374
2023	1,787,500	-	209,000	-	917,563	1,721,313	-	-	-	-	1,076,725	124,481	730,800	6,567,382
2024	1,738,500	-	203,000	-	1,014,063	1,688,594	-	-	-	-	647,950	124,444	-	5,416,551
2025	409,000	-	-	-	1,032,063	8,345,906	-	-	-	-	694,375	124,408	-	10,605,752
2026	202,000	-	-	-	1,048,063	836,438	-	-	-	-	737,300	124,371	-	2,948,172
2027	-	-	-	-	1,036,438	793,313	-	-	-	-	-	124,331	-	1,954,082
2028	-	-	-	-	1,022,656	799,281	-	-	-	-	-	-	-	1,821,937
2029	-	-	-	-	1,009,000	805,025	-	-	-	-	-	-	-	1,814,025
2030	-	-	-	-	1,020,000	809,356	-	-	-	-	-	-	-	1,829,356
2031	-	-	-	-	-	812,225	-	-	-	-	-	-	-	812,225
2032	-	-	-	-	-	838,388	-	-	-	-	-	-	-	838,388
2033	-	-	-	-	-	837,994	-	-	-	-	-	-	-	837,994
<b>Total</b>	<b>15,937,841</b>	<b>395,803</b>	<b>11,977,000</b>	<b>4,557,534</b>	<b>12,465,691</b>	<b>34,012,971</b>	<b>275,095</b>	<b>15,084,500</b>	<b>558,468</b>	<b>1,294,400</b>	<b>7,891,500</b>	<b>1,642,847</b>	<b>3,346,816</b>	<b>109,440,466</b>
Primary Revenue Source	General Property Taxes	Special Assessments	Landfill Tipping Fees	TID Incremental Prop. Taxes	TID Incremental Prop. Taxes	TID Incremental Prop. Taxes	TID Incremental Prop. Taxes	TID Incremental Prop. Taxes	TID Incremental Prop. Taxes	TID Incremental Prop. Taxes	Utility User Charges	Utility User Charges	General Property Taxes	



# **Chapter 3**

## **GENERAL FUND REVENUES**

**General Fund Revenues Summary**

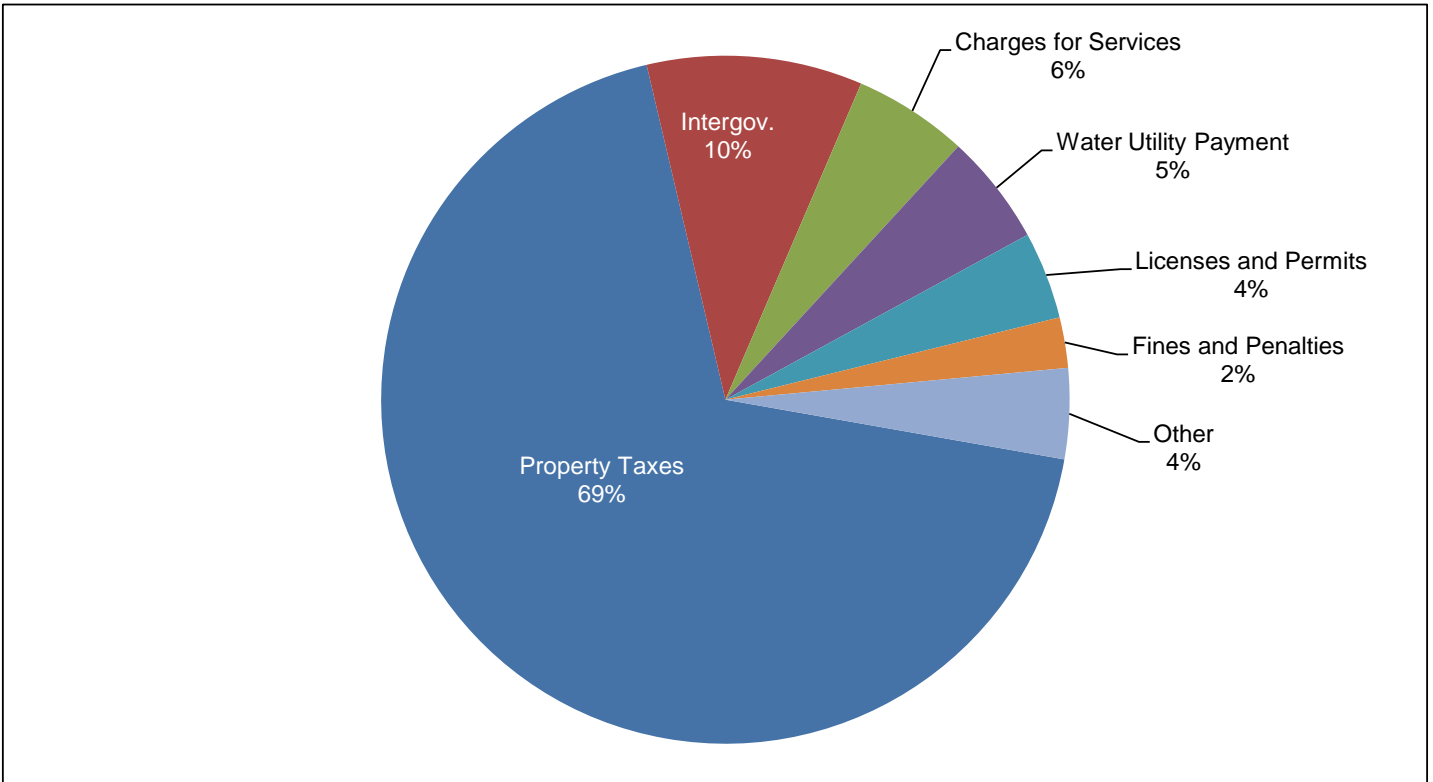
**Page 3.1**

**Descriptions of Other General Fund Revenues**

**Page 3.2**

## GENERAL FUND REVENUES SUMMARY

2014 ACTUAL	2015 ACTUAL	2016 BUDGET	2016 ESTIMATE	REVENUES	2017 BUDGET	% Change
<b>OPERATING REVENUES:</b>						
16,878,312	17,071,346	17,612,240	17,612,240	<b>Property taxes</b>	<b>17,999,639</b>	2%
2,599,300	2,918,647	2,540,469	2,540,469	<b>Intergovernmental</b>	<b>2,659,770</b>	5%
1,030,214	1,223,156	1,239,250	1,239,250	<b>Public charges for services</b>	<b>1,412,199</b>	14%
1,259,422	1,290,385	1,330,000	1,330,000	<b>Water Utility payment in lieu of tax</b>	<b>1,370,000</b>	3%
939,217	1,290,029	1,300,500	1,300,500	<b>Licenses and permits</b>	<b>1,078,600</b>	(17%)
855,889	7,507,620	649,079	649,079	<b>Miscellaneous</b>	<b>678,112</b>	4%
545,546	574,743	518,000	518,000	<b>Fines and penalties</b>	<b>622,700</b>	20%
382,537	428,150	376,500	376,500	<b>Other taxes</b>	<b>439,000</b>	17%
24,490,437	32,304,076	25,566,038	25,566,038	<b>Sub-total revenues</b>	<b>26,260,020</b>	3%
<b>OTHER FINANCING SOURCES:</b>						
3,636	3,559	-	-	<b>Transfers from other funds</b>	-	-
24,494,073	32,307,635	25,566,038	25,566,038	<b>Total revenues</b>	<b>26,260,020</b>	3%



## **INTERGOVERNMENTAL REVENUES**

Nearly all of the revenues in this category come from the state. Over half of that funding is transportation and highway aids and the remainder is mostly shared revenues. Estimates are provided from the state for budgeting.

State Transportation Aids are payments from the State of Wisconsin for street and road maintenance programs.

Connecting Highways are marked state trunk highways through the Village. Aids are payments from the State for maintenance of these roadways. Payments are calculated per lane mile.

Shared revenues were initially designed to make a municipality whole for loss of taxes on exempt property. This continues to be true for tax exempt computers; however, general shared revenues are now based on the States ability to pay and are generally distributed proportionately the same as the prior year.

## **PAYMENT IN LIEU OF TAX - WATER UTILITY**

This revenue is a payment in lieu of real estate taxes. The calculation is prescribed by the Public Service Commission and is based on the assets of the Utility, adjusted for estimated additions and removals of plant, water mains and hydrants. The Village's tax rate, excluding the State and County portion, is used to calculate the tax. Fluctuations in the tax rate, the ratio of assessed to equalized value, and depreciation play a significant role in the amount of payment.

It should be noted that the Water Utility charges the General Fund for Public Fire Protection

## **LICENSES AND PERMITS**

Licenses and permits are issued by the Clerk's office and the Department of Community Development.

The largest source of revenue in this area comes from permits; building, electrical, plumbing, and heating.

## PUBLIC CHARGES FOR SERVICES

The majority of revenues in this category are fees established to recover certain administrative expenses for services thought only to benefit certain individuals or developers, rather than all general taxpayers.

The bulk of the revenue in this category is from ambulance services. Ambulance fees are established by the Village Board for services performed by the EMS Department. These are billed and collected via an outside billing service.

## MISCELLANEOUS REVENUES

### **Interest Income**

The primary objectives of the Village's investment activities are safety of principal, liquidity, and return on investment. The Village invests its funds in accordance with State Statutes.

The primary investment vehicles used are:

1. State of Wisconsin Local Government Investment Pool (LGIP), which invests primarily in U. S. Government Treasury bills.
2. Time deposit accounts, such as money market accounts.
3. Certificates of deposit with local banks.

Cash is transferred to and from the State Pool as needed and investment earnings are recorded on a monthly basis.

Starting in 2014, the General Fund will charge (investment rate + 1%) interest on advances to other funds. Previous to this, a flat 6% rate was charged.

### **Other Miscellaneous**

The largest revenues in this category are cable TV franchise fees and publication fees.

Publication fees are collected by the Department of Community Development for public notices which are required to be published in the newspaper.

## **FINES AND PENALTIES**

Court penalties and costs are collected by the Police Department as a result of judgment passed in Municipal Court for violations of various Village ordinances and payments received from defendants for court costs.

## **OTHER TAXES**

The two major revenues in this category are hotel/motel taxes and fire insurance taxes.

The Village collects an 8% hotel/motel tax, which is virtually all from the Radisson Hotel. Per State Statutes, starting in 2017, 70% of this tax is remitted to the Tourism Commission.

Fire insurance taxes increase (decrease) in direct proportion with an increase in assessed value and the tax rate.

## **TRANSFERS FROM OTHER FUNDS**

Transfer from Capital Projects Fund represents interest earned on the State Investment Pool in the last audited year.

# Chapter 4

## GENERAL FUND EXPENDITURES

**Personnel FTE Summary** **Page 4.1**

**Comparative Expenditure Budgets** **Page 4.2**

**General Fund Expenditures by Function and Classification** **Page 4.3**

**Summary and Details of Expenditures:**

**General Government Function Summary:** **Page 4.4**

Administration:

Village Board, Village Manager, Court and Village Attorney

Supportive Services

Clerk Services, Human Resources, Assessing, Building Maintenance, Insurance, Financial Services, and Information Technology

**Public Safety Function Summary:** **Page 4.16**

Emergency Dispatch, Police, EMS, Fire, Fire Protection, Weed Control, Emergency Government, and Protective Services Commission

**Public Works Function Summary:** **Page 4.25**

Street Maintenance, Equipment Maintenance, and Municipal Garages

**Culture, Recreation and Education:** **Page 4.29**

Community Life, Old Falls Village, Parks

**Conservation and Development Function Summary:** **Page 4.34**

Community Development, Engineering, Zoning & Inspections, Planning

**Other Financing Uses Summary:** **Page 4.39**

Transfers to Other Funds

# SUMMARY OF AUTHORIZED POSITIONS

## (FULL TIME EQUIVALENTS)

2014 Budget	2015 Budget	2016 Budget	AUTHORIZED POSITIONS	2017 Part-time	2017 Full-time	2017 Budget	Change
			<b>General Government:</b>				
1.0	1.0	1.0	Village Manager		1.0	1.0	-
6.5	6.5	6.5	Clerk Services	1.5	5.0	6.5	-
1.3	1.3	1.3	Human Resources	0.3	1.0	1.3	-
3.8	2.6	1.6	Municipal Building Maintenance	0.6	1.0	1.6	-
2.0	2.0	2.0	Court		2.0	2.0	-
4.0	4.0	3.7	Village Attorney	0.7	3.0	3.7	-
4.0	5.0	5.0	Financial Services		5.0	5.0	-
4.0	4.0	4.0	IT		4.0	4.0	-
<b>26.6</b>	<b>26.4</b>	<b>25.1</b>	<b>Subtotal - General Government</b>	3.1	22.0	25.1	-
			<b>Public Safety:</b>				
12.0	11.5	10.5	Emergency Dispatch	-	-	-	(10.5)
71.5	71.3	71.3	Police	6.3	72.0	78.3	7.0
31.1	38.2	54.4	Fire & EMS	46.1	16.0	62.1	7.7
<b>114.6</b>	<b>121.0</b>	<b>136.2</b>	<b>Subtotal - Public Safety</b>	52.4	88.0	140.4	4.2
			<b>Public Works:</b>				
15.7	15.7	16.2	Streets Maintenance	0.1	16.0	16.1	(0.1)
4.0	4.0	4.0	Equipment Maintenance		4.0	4.0	-
<b>19.7</b>	<b>19.7</b>	<b>20.2</b>	<b>Subtotal - Public Works</b>	0.1	20.0	20.1	(0.1)
			<b>Culture and Recreation</b>				
5.4	5.4	5.4	Parks Operations	1.4	4.0	5.4	-
			<b>Development:</b>				
8.1	8.6	8.6	Engineering	0.6	8.0	8.6	-
3.5	3.5	3.5	Zoning and Building Inspections	0.5	3.0	3.5	-
3.0	4.0	4.0	Planning		4.0	4.0	-
<b>14.6</b>	<b>16.1</b>	<b>16.1</b>	<b>Subtotal - Development</b>	1.1	15.0	16.1	-
<b>180.9</b>	<b>188.6</b>	<b>203.0</b>	<b>Total General Fund positions</b>	58.1	149.0	207.1	4.1
20.1	20.1	20.1	Library	8.0	12.0	20.0	(0.1)
15.2	14.9	14.9	Water Utility *	-	14.0	14.0	(0.9)
4.4	4.4	4.4	Sewer Utility *	0.4	4.0	4.4	-
<b>220.6</b>	<b>228.0</b>	<b>242.4</b>	<b>Grand total authorized positions</b>	66.5	179.0	245.5	3.1

Note: Positions paid with a stipend (such as trustees and election workers) are not included above.

Note: 2012 through 2014 figures have been restated to include additional part-time positions.

\* Employees with duties split between the Water and Sewer utilities are counted in the Water Utility.

## GENERAL FUND COMPARATIVE EXPENDITURE BUDGETS

<u>Department</u>	<u>2017</u>	<u>2016</u>	<u>Amount Change</u>	<u>Percent Change</u>
Village Board	47,665	47,675	(10)	-
Village Manager	73,786	74,878	(1,092)	(1%)
Clerk Services	593,150	643,750	(50,600)	(8%)
Human Resources	101,780	101,180	600	1%
Assessment of Property	183,200	183,200	-	-
Building Maintenance	384,925	415,375	(30,450)	(7%)
Insurances	114,650	111,850	2,800	3%
Judicial	246,400	251,264	(4,864)	(2%)
Village Attorney	403,865	400,390	3,475	1%
Financial Services	423,250	400,000	23,250	6%
CIS	1,556,693	1,494,810	61,883	4%
<b>Total General Government</b>	<u>4,129,364</u>	<u>4,124,372</u>	<u>4,992</u>	<u>-</u>
Dispatch	51,225	195,950	(144,725)	(74%)
Police	8,832,101	8,851,900	(19,799)	-
EMS	3,430,025	2,964,425	465,600	16%
Fire	926,026	898,135	27,891	3%
Fire Protection	1,575,000	1,573,861	1,139	-
Pest & Weed	40,100	40,950	(850)	(2%)
Emergency Government	5,700	5,698	2	-
Other Protection	23,070	25,570	(2,500)	(10%)
<b>Total Public Safety</b>	<u>14,883,247</u>	<u>14,556,489</u>	<u>326,758</u>	<u>2%</u>
Street Maintenance	3,592,770	3,510,970	81,800	2%
Equipment Maintenance	471,975	461,925	10,050	2%
Garages	94,000	94,800	(800)	(1%)
<b>Total Public Works</b>	<u>4,158,745</u>	<u>4,067,695</u>	<u>91,050</u>	<u>2%</u>
Community Quality of Life	63,350	91,850	(28,500)	(31%)
Old Falls Village	28,900	28,900	-	-
Park Operations	825,600	783,500	42,100	5%
Park Projects	21,100	20,600	500	2%
<b>Total Culture &amp; Recreation</b>	<u>938,950</u>	<u>924,850</u>	<u>14,100</u>	<u>2%</u>
CDA	204,840	50,745	154,095	304%
Engineering	275,804	254,254	21,550	8%
Zoning & Inspection	574,120	565,283	8,837	2%
Planning	359,450	328,850	30,600	9%
<b>Total Development</b>	<u>1,414,214</u>	<u>1,199,132</u>	<u>215,082</u>	<u>18%</u>
<b>Total before Other Uses of Funds</b>	<u>25,524,520</u>	<u>24,872,538</u>	<u>651,982</u>	<u>3%</u>
Transfer to other funds	735,500	693,500	42,000	6%
<b>Total Expenses</b>	<u><u>26,260,020</u></u>	<u><u>25,566,038</u></u>	<u><u>693,982</u></u>	<u><u>3%</u></u>



## GENERAL FUND EXPENDITURES

### by FUNCTION

<u>2014 ACTUAL</u>	<u>2015 ACTUAL</u>	<u>2016 BUDGET</u>	<u>2016 ESTIMATE</u>	<u>EXPENDITURES</u>	<u>2017 BUDGET</u>	<u>% Change</u>
3,464,919	3,553,321	4,124,372	4,124,372	General Government	<b>4,129,364</b>	0%
13,908,945	14,181,740	14,556,489	14,556,489	Public Safety	<b>14,883,247</b>	2%
3,651,139	3,500,685	4,067,695	4,067,695	Public Works	<b>4,158,745</b>	2%
980,675	831,754	924,850	924,850	Culture & Recreation	<b>938,950</b>	2%
<u>769,163</u>	<u>957,949</u>	<u>1,199,132</u>	<u>1,199,132</u>	Conservation and Development	<b>1,414,214</b>	18%
22,774,841	23,025,449	24,872,538	24,872,538	<b>Total operating expenditures</b>	<b>25,524,520</b>	3%
1,609,232	9,282,186	693,500	660,281	Transfers Out	<b>735,500</b>	6%
<b><u>24,384,073</u></b>	<b><u>32,307,635</u></b>	<b><u>25,566,038</u></b>	<b><u>25,532,819</u></b>	<b>Total Expenditures</b>	<b>26,260,020</b>	3%

### by CLASSIFICATION

<u>2014 ACTUAL</u>	<u>2015 ACTUAL</u>	<u>2016 BUDGET</u>	<u>2016 ESTIMATE</u>	<u>EXPENDITURES</u>	<u>2017 BUDGET</u>	<u>% Change</u>
14,806,618	15,171,177	16,223,953	16,223,953	Personnel	<b>16,589,661</b>	2%
5,489,001	5,406,119	5,670,808	5,670,808	Other Operating	<b>5,778,173</b>	2%
1,664,982	1,597,693	1,743,257	1,743,257	Contractual Services	<b>1,767,261</b>	1%
<u>814,240</u>	<u>850,460</u>	<u>1,234,520</u>	<u>1,234,520</u>	Capital Outlay	<b>1,389,425</b>	13%
22,774,841	23,025,449	24,872,538	24,872,538	<b>Total operating expenditures</b>	<b>25,524,520</b>	3%
1,609,232	9,282,186	693,500	660,281	Transfers Out	<b>735,500</b>	6%
<b><u>24,384,073</u></b>	<b><u>32,307,635</u></b>	<b><u>25,566,038</u></b>	<b><u>25,532,819</u></b>	<b>Total Expenditures</b>	<b>26,260,020</b>	3%

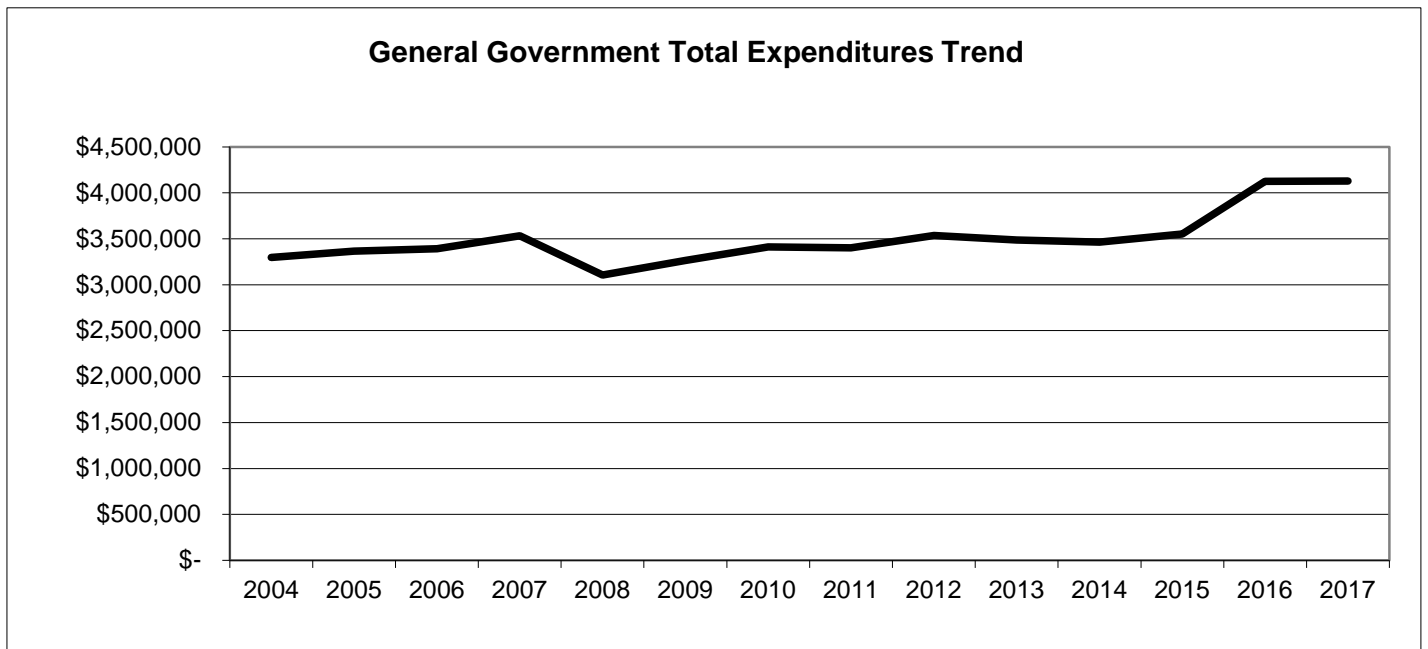
### by CLASSIFICATION (%)

<u>2014 ACTUAL</u>	<u>2015 ACTUAL</u>	<u>2016 BUDGET</u>	<u>2016 ESTIMATE</u>	<u>EXPENDITURES</u>	<u>2017 BUDGET</u>
65%	66%	65%	65%	Personnel	<b>65%</b>
24%	23%	23%	23%	Other Operating	<b>23%</b>
7%	7%	7%	7%	Contractual Services	<b>7%</b>
4%	4%	5%	5%	Capital Outlay	<b>5%</b>

# [GENERAL GOVERNMENT FUNCTION SUMMARY]

## Oversight, Administration & Fiscal Responsibility

2014 ACTUAL	2015 ACTUAL	2016 BUDGET	2016 ESTIMATE	EXPENDITURES	2017 BUDGET	% Change
46,969	44,993	47,675	47,675	Village Board	47,665	-
59,644	62,689	74,878	74,878	Village Manager	73,786	(1%)
620,620	543,649	643,750	643,750	Clerk Services	593,150	(8%)
101,547	98,711	101,180	101,180	Human Resources	101,780	1%
179,456	204,469	183,200	183,200	Assessing	183,200	-
442,338	422,472	415,375	415,375	Municipal Building Maintenance	384,925	(7%)
69,688	71,390	111,850	111,850	Insurances	114,650	3%
205,965	196,630	251,264	251,264	Municipal Court	246,400	(2%)
340,650	360,349	400,390	400,390	Village Attorney	403,865	1%
311,310	373,201	400,000	400,000	Financial Services	423,250	6%
1,086,732	1,174,768	1,494,810	1,494,810	Information Technology	1,556,693	4%
3,464,919	3,553,321	4,124,372	4,124,372	<b>Total Expenditures</b>	<b>4,129,364</b>	-
15%	15%	17%	17%	% of total operating expenditures	16%	



## 100 (VILLAGE BOARD)

2014 ACTUAL	2015 ACTUAL	2016 BUDGET	2016 ESTIMATE	EXPENDITURES	2017 BUDGET	% Change
42,175	41,025	43,675	43,675	Personnel	43,665	-
4,794	3,968	4,000	4,000	Other Operating	4,000	-
46,969	44,993	47,675	47,675	<b>Total Expenditures</b>	47,665	-

### **BUDGET HIGHLIGHTS:**

The Board consists of the Village Board President and six Trustees.

No significant changes from last year's budget.

### **RESPONSIBILITIES:**

- To establish local policy through the legislative process.
- To adopt ordinances and resolutions as a framework for implementation of these policies.
- To hold regular public board and committee meetings in accordance with the Village Code and the Wisconsin Open Meetings Law.
- To authorize all contracts entered into by the Village.
- To define clear, general guidelines used in directing the activities of the staff through the Village Manager's Office.
- To review and adopt annual budgets and tax levy for fiscal control of the Village's resources.
- To prioritize the use of the Village's resources.
- To review and approve all expenditures.
- To approve appointments to and oversee citizen boards, committees and commissions.

### **The Village Board has four (4) major obligations:**

- To determine what is needed.
- To determine the will of the people.
- To examine the financial and practical feasibility of what can, or should be done.
- To take legislative action to pass or defeat proposed legislation.

## 110 (VILLAGE MANAGER)

2014 ACTUAL	2015 ACTUAL	2016 BUDGET	2016 ESTIMATE	EXPENDITURES	2017 BUDGET	% Change
115,831	121,844	128,350	128,350	Personnel*	127,375	(1%)
4,593	4,076	8,525	8,525	Other Operating	8,525	-
(60,780)	(63,231)	(61,997)	(61,997)	Charged to TIDs	(62,114)	-
59,644	62,689	74,878	74,878	<b>Total Expenditures</b>	<b>73,786</b>	<b>(1%)</b>

\* Certain personnel costs have also been allocated to the utilities and the CDA.

### **BUDGET HIGHLIGHTS:**

No significant changes from prior year's budget.

### **RESPONSIBILITIES:**

To exercise leadership in planning, coordinating, staffing, developing and controlling the activities of all municipal functions to accomplish Village goals and policies as established by the Village Board.

To provide comprehensive oversight, direction, and coordination of departmental functions and to ensure achievement of Village goals in an efficient and responsive manner.

To assure effective communication and coordination links among residents, municipal officers, employees, and other governmental and social agencies.

To anticipate future needs both in terms of service demands and resource allocation.

To maintain an internal management system that fosters internal improvement and effective problem solving.

To annually prepare and present proposed budgets to the Village Board.

To authorize purchase orders and review accounts payable invoices for payment.

To represent the Village at various intergovernmental committees and official meetings.

To act as intermediary between the Village Board and departments.

To foster economic development.

To negotiate labor agreements with employee unions.

Appointment authority for all Village employees excluding the Village Attorney, Library staff, and sworn police and fire personnel.

## 111 (CLERK SERVICES)

2014 ACTUAL	2015 ACTUAL	2016 BUDGET	2016 ESTIMATE	EXPENDITURES	2017 BUDGET	% Change
464,160	413,080	482,750	482,750	Personnel*	448,450	(7%)
90,862	64,901	105,500	105,500	Other Operating	88,000	(17%)
57,798	57,868	55,500	55,500	Contracted services	56,700	2%
7,800	7,800	-	-	Capital Outlay	-	-
620,620	543,649	643,750	643,750	<b>Total Expenditures</b>	<b>593,150</b>	<b>(8%)</b>

\* Certain personnel costs have also been allocated to the utilities.

### **BUDGET HIGHLIGHTS:**

Personnel costs in 2016 are higher due to the increase in the number of elections.

### **RESPONSIBILITIES:**

Prepare and maintain custody for official documents of the Village and Village Board including, but not limited to, Village code, minutes, ordinances, resolutions, contracts, deeds, agreements, leases, bonds, annexations and other legal records.

Administer all election activities, voter registration records, process absentee ballots and act as filing office for elected Village positions.

Administer poll worker activities by conduction training classes, recruit and fill vacancies in poll worker and distribute supplies needed at polls.

Receive, review, accept, and file assessment roll from assessor, and manage annual Board of Review hearings.

Arrange daily pick up and delivery of deposits and checks from bank.

Manage accounts receivable records and pursue collection of delinquent accounts.

Issue licenses.

Supervise and coordinate reception area, and mail systems.

Prepare and post most official meeting notices and agendas.

Handle citizen inquiries and complaints, and provide information and access to public records.

## 120 (HUMAN RESOURCES)

2014 ACTUAL	2015 ACTUAL	2016 BUDGET	2016 ESTIMATE	EXPENDITURES	2017 BUDGET	% Change
85,881	86,424	84,650	84,650	Personnel*	86,250	2%
15,666	12,287	16,530	16,530	Other Operating	15,530	(6%)
-	-	-	-	Contracted services	-	-
101,547	98,711	101,180	101,180	<b>Total Expenditures</b>	<b>101,780</b>	1%

\* Certain personnel costs have also been allocated to the library and the utilities.

### **BUDGET HIGHLIGHTS:**

No significant changes from last year's budget.

### **RESPONSIBILITIES:**

Develop, administer, and maintain a centralized system of personnel policies, procedures and practices.  
 Provide personnel recruiting, hiring, job descriptions, position evaluations and salary classifications.  
 Administer payroll and employee benefits.  
 Administer collective bargaining agreements including grievances/arbitrations, coordinate contract negotiations  
 Administer and/or coordinate Worker's Compensation, Employee Assistance Program and Safety Program.  
 Administer and coordinate Americans with Disabilities Act requirements.  
 Manage general liability and property insurances including claims handling, risk management and loss control programs.

## 130 (ASSESSMENT OF PROPERTY)

2014 ACTUAL	2015 ACTUAL	2016 BUDGET	2016 ESTIMATE	EXPENDITURES	2017 BUDGET	% Change
101	-	200	200	Other Operating	200	-
179,355	204,469	183,000	183,000	Contracted services	183,000	-
179,456	204,469	183,200	183,200	<b>Total Expenditures</b>	<b>183,200</b>	-

**BUDGET HIGHLIGHTS:**

The assessing function is a contracted service.

Contractual services includes the following:

Wisconsin Dept of Revenue for manufacturing assessment services	25,000
Waukesha County - Property data base (1/2) maintenance	12,000
Tyler Technologies, Inc. for assessment services	146,000
Total contractual services	183,000

**RESPONSIBILITIES:**

Provide all legally required assessments functions.

Discover, list and value annually all taxable real and personal property within the Village.

Prepare the annual assessment roll.

Respond to requests for review of valuations and attend Board of Review meetings to defend contested values.

Keep record of, examine, and annually determine the status of exempt property.

Maintain legal records: process and record deeds, land contracts, mortgages, easements and other ownership changes; update and record changes in addresses, tax key numbers, and legal description.

Department of Revenue functions: process all transfer forms; comply with continuing education certification requirements; submit annual Assessor's report; attend mandatory meetings, prepare Tax Incremental District reports.

Real property functions: inspect, investigate and record all sales; organize and inspect all property altered or improved; prepare and mail assessment change notices.

Personal property functions: annually deliver and process reporting forms: create and deliver form supplements; perform occupancy checks; audit returned forms; calculate dooamage assessments; prepare and mail assessment notices.

Develop, maintain and improve sales studies, ratio studies, etc, for the purposes of statistical analysis.

Provide information and records on ownership, assessed values, property characteristics, statistical data, etc. to other departments, realtors, appraisers, attorneys, and the general public.

Maintain property data base through CAMA system.

## 150 (MUNICIPAL BUILDING MAINTENANCE)

2014 ACTUAL	2015 ACTUAL	2016 BUDGET	2016 ESTIMATE	EXPENDITURES	2017 BUDGET	% Change
175,027	137,076	99,175	99,175	Personnel*	82,025	(17%)
226,386	227,014	240,700	240,700	Other Operating	222,700	(7%)
40,925	58,382	75,500	75,500	Contracted services	80,200	6%
442,338	422,472	415,375	415,375	<b>Total Expenditures</b>	<b>384,925</b>	<b>(7%)</b>

\* Certain personnel costs have also been allocated to the library.

**BUDGET HIGHLIGHTS:**

No significant changes from last year's budget.

**RESPONSIBILITIES:**

To maintain, repair and keep in proper working order the following:

- Heating, ventilating and air conditioning systems.
- Plumbing, pipes and fixtures
- Interior and exterior walls, roofs, floors, woodwork, cabinets, windows, doors & gutters.
- Furniture and fixtures, fountains, steps, stoops and railings.

Provide cleaning, sanitizing, recycling and trash removal daily for municipal buildings.

Insure adequate stock of cleaning, sanitizing and paper supplies for all facilities.

Move or modify furniture, partitions, shelving, etc. as required for municipal buildings.

Print stationary, forms, documents and information materials.



## 160 (INSURANCE AND BENEFITS)

2014 ACTUAL	2015 ACTUAL	2016 BUDGET	2016 ESTIMATE	EXPENDITURES	2017 BUDGET	% Change
10,334	380	30,000	30,000	Personnel	30,000	-
59,354	71,010	81,850	81,850	Other Operating (Insurances)	84,650	3%
69,688	71,390	111,850	111,850	<b>Total Expenditures</b>	<b>114,650</b>	3%

**BUDGET HIGHLIGHTS:**

No significant changes from last year's budget.

**RESPONSIBILITIES:**

This departmental budget contains miscellaneous costs which could otherwise be allocated directly to each municipal department. For ease in administration and reporting, they are combined and reported in this department. This budget contains the following:

- Unemployment and disability compensation.
- Property insurance premiums, except for coverages for Water and Sewer Utilities.  
Those are charged directly to the Utilities.

## 171 (MUNICIPAL COURT)

2014 ACTUAL	2015 ACTUAL	2016 BUDGET	2016 ESTIMATE	EXPENDITURES	2017 BUDGET	% Change
197,620	189,435	233,925	233,925	Personnel	230,000	(2%)
8,345	7,195	8,400	8,400	Other Operating	7,400	(12%)
-	-	-	-	Contracted services	-	-
-	-	8,939	8,939	Capital Outlay	9,000	1%
205,965	196,630	251,264	251,264	<b>Total Expenditures</b>	<b>246,400</b>	(2%)

**BUDGET HIGHLIGHTS:**

The decrease in personnel in 2017 is due to an update in management allocations.

**RESPONSIBILITIES:**

Operating costs for Municipal Court.

The Municipal Court hears cases involving violations of state law and local ordinances, building code violations, and certain traffic offenses occurring within the Village.

## 172 (VILLAGE ATTORNEY)

2014 ACTUAL	2015 ACTUAL	2016 BUDGET	2016 ESTIMATE	EXPENDITURES	2017 BUDGET	% Change
258,267	278,505	303,850	303,850	Personnel*	307,325	1%
16,953	19,316	19,090	19,090	Other Operating	19,590	3%
65,430	62,528	77,450	77,450	Contracted services	76,950	(1%)
340,650	360,349	400,390	400,390	<b>Total Expenditures</b>	<b>403,865</b>	1%

\* Certain personnel costs have also been allocated to the utilities.

**BUDGET HIGHLIGHTS:**

No significant changes from last year's budget.

**RESPONSIBILITIES:**

The Village Attorney provides or oversees the provision of all legal services to the Village Board and its committees, all Village boards and commissions, and to Village departments.

The Village Attorney also represents or oversees outside lawyers who represent the Village in all Village related litigation and in the prosecution of Village ordinance violations.

In addition to assisting the Village Attorney, the legal assistant also acts as the administrative assistant for the Village Manager, the Village President and the Board of Trustees; and assists Human Resources and Clerk Services as needed.

## 190 (FINANCIAL SERVICES)

2014 ACTUAL	2015 ACTUAL	2016 BUDGET	2016 ESTIMATE	EXPENDITURES	2017 BUDGET	% Change
245,452	267,851	305,400	305,400	Personnel*	324,800	6%
3,055	24,820	6,600	6,600	Other Operating	6,600	-
62,803	80,530	88,000	88,000	Contracted services	91,850	4%
311,310	373,201	400,000	400,000	<b>Total Expenditures</b>	<b>423,250</b>	6%

\* Certain personnel costs have also been allocated to the library and the utilities.

### **BUDGET HIGHLIGHTS:**

Larger than usual increase in personnel due to conservative estimate for benefits costs related to an unfilled position.

Every three years an OPEB appraisal is needed and causes an increase in contracted costs.

### **RESPONSIBILITIES:**

Insure the fiscal integrity of the Village by maintaining accurate and timely financial information.  
 Insure proper administration of accounts payable, billing, and collection.  
 Provide financial accounting services for the Village in accordance with Generally Accepted Accounting Principals (GAAP), in compliance with the guidelines for GAAFR, and in compliance with the regulations of the Wisconsin Public Service Commission (PSC) for the Water Utility.  
 Manage annual independent audit of Village fiscal activities. Prepare annual reports for State of Wisconsin and Public Service Commission.  
 Administer special assessments collection and reporting.  
 Administer payroll process, including benefits and State and Federal reporting.  
 Coordinate the preparation of annual budgets.  
 In conjunction with Clerk Services, prepare and administer tax reporting functions and settlements with other taxing jurisdictions.  
 Conduct internal audit of Village accounts and budgets.  
 Provide Waukesha County Treasurer with tax calculations for tax roll and settlement of same.  
 Perform daily cash management functions to maximize investment of idle funds in accordance with investment policies.  
 Maintain records for capital projects, including tax incremental districts (TIDs).  
 Provide information and access to records to the public.

## 195 (INFORMATION TECHNOLOGY)

2014 ACTUAL	2015 ACTUAL	2016 BUDGET	2016 ESTIMATE	EXPENDITURES	2017 BUDGET	% Change
268,288	253,404	264,675	264,675	Personnel*	271,175	2%
269,898	303,865	418,660	418,660	Other Operating	422,134	1%
394,320	407,403	478,555	478,555	Contracted services	500,811	5%
154,226	210,096	332,920	332,920	Capital Outlay	362,573	9%
1,086,732	1,174,768	1,494,810	1,494,810	<b>Total Expenditures</b>	<b>1,556,693</b>	<b>4%</b>

\* Certain personnel costs have also been allocated to the utilities.

### **BUDGET HIGHLIGHTS:**

Included in contracted services and capital outlay are additional costs related to the implementation and operation of the new data backup center.

### **RESPONSIBILITIES:**

Prior to 2010, certain costs were charged directly to individual departments. Beginning in 2010, these costs were consolidated in this department for administrative and efficiency purposes. These costs include telephone and data services, copier equipment, computer hardware and software, and information technology maintenance and support agreements. Develop, implement and maintain technological solutions to enhance the delivery of government services.

Acquire and maintain all information systems, communications, and telecommunications equipment and software for the Village.

Design, develop and provide end-user training programs for the Village.

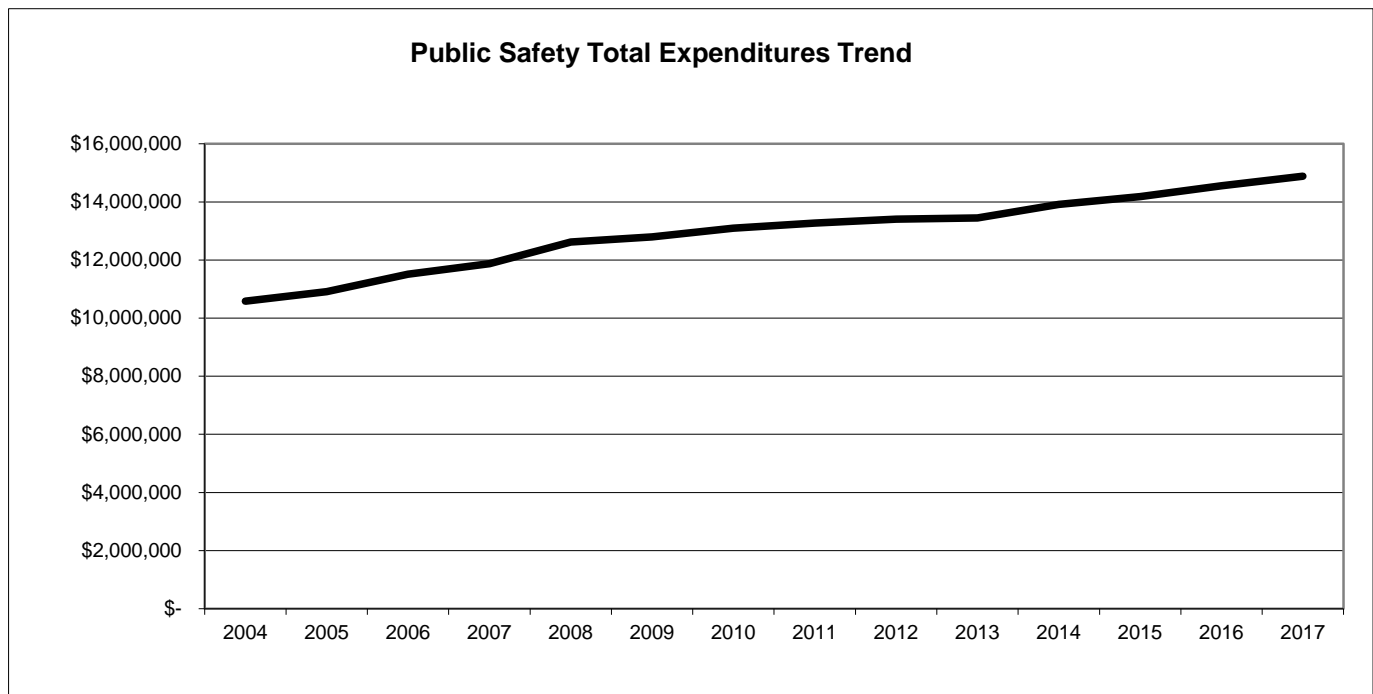
Provide efficient internal and external communications between Village staff and community members.

Provide a centralized information resource for the public for all Village services.

## [PUBLIC SAFETY FUNCTION SUMMARY]

2014 ACTUAL	2015 ACTUAL	2016 BUDGET	2016 ESTIMATE	EXPENDITURES	2017 BUDGET	% Change
941,758	855,940	195,950	195,950	Emergency Dispatch (911)	51,225	(74%)
7,980,814	8,151,323	8,851,900	8,851,900	Police	8,832,101	-
-	2,302	2,964,425	2,964,425	EMS	3,430,025	16%
3,299,496	3,525,653	898,135	898,135	Fire	926,026	3%
1,647,366	1,573,861	1,573,861	1,573,861	Public Fire Protection (Hydrant Rental)	1,575,000	-
20,106	39,413	40,950	40,950	Weed Control	40,100	(2%)
1,009	1,717	5,698	5,698	Emergency Government	5,700	-
18,396	31,531	25,570	25,570	Protective Services Commission	23,070	(10%)
13,908,945	14,181,740	14,556,489	14,556,489	<b>Total Expenditures</b>	<b>14,883,247</b>	2%
61%	62%	59%	59%	% of total operating expenditures	58%	

This functional component provides public safety, security, protection and welfare of persons and property by the enforcement of appropriate state and local laws consistent with the provisions of the Constitution of the United States and the State of Wisconsin, within the confines of the Village of Menomonee Falls and surrounding mutual aid communities. It provides information and services to the public to foster prevention of crime and fires.



## 196 (EMERGENCY DISPATCH 911)

2014 ACTUAL	2015 ACTUAL	2016 BUDGET	2016 ESTIMATE	EXPENDITURES	2017 BUDGET	% Change
933,984	841,618	187,450	187,450	Personnel	50,375	(73%)
7,374	14,192	7,900	7,900	Other Operating	850	(89%)
400	130	600	600	Capital Outlay	-	(100%)
941,758	855,940	195,950	195,950	<b>Total Expenditures</b>	<b>51,225</b>	<b>(74%)</b>

**BUDGET HIGHLIGHTS:**

As of February 1, 2017 dispatch operations will be handled by Waukesha County

## 200 (POLICE )

2014 ACTUAL	2015 ACTUAL	2016 BUDGET	2016 ESTIMATE	EXPENDITURES	2017 BUDGET	% Change
7,337,050	7,648,767	8,351,150	8,351,150	Personnel*	8,309,925	-
312,489	295,704	294,250	294,250	Other Operating	290,700	(1%)
221,123	96,043	110,500	110,500	Contracted services	110,500	-
110,152	110,809	96,000	96,000	Capital Outlay	120,976	26%
7,980,814	8,151,323	8,851,900	8,851,900	<b>Total Expenditures</b>	<b>8,832,101</b>	-

\* Certain personnel costs have also been allocated to the fire department.

### **BUDGET HIGHLIGHTS:**

Overall decrease in personnel costs are due to a decrease in administrative personnel as well as a decrease in the number of employees participating in our health care plan.

### **RESPONSIBILITIES:**

#### **Field Operations:**

Provide response to the occurrence of crime and other requests for police service.  
 Enforcement of Criminal Code by investigation and arrest.  
 Enforce police provisions of the Code of Village Ordinances by investigation and citation.  
 Accident investigation and traffic enforcement.  
 Around the clock patrol of Village streets, alleys, and parking lots.  
 Service of warrants, and municipal court subpoenas.  
 Transport prisoners, mental patients and juvenile offenders to various county institutions.  
 Supervise parades and other special events.  
 Inspect licensed activities within the Village.  
 Approve and record special parking permissions.  
 Monitor street lights, obstructed signs, animal carcasses, street wastes and other impediments to Village thoroughways for Department of Public Works action.  
 Monitor sub-contracted crossing guard activities.

#### **Prevention and Community Education:**

Initiation and implementation of crime prevention programs.

#### **Criminal Investigation:**

To investigate major crimes.  
 Work undercover as assigned to the Waukesha County Metropolitan Drug Enforcement Unit.  
 Provide crime analysis, collection and preservation of physical evidence, intelligence gathering, fingerprint and photographic identification, control of inventoried property and monitoring of local "A TIP" crime information hot line.

#### **Support Services:**

Provides support services to all other departmental operations; business office, records, court services, municipal lock-up, fleet management and maintenance, department supplies, and equipment, custody of property and evidence, municipal warrants, and the issuance of private guard permits.  
 Initiate and maintain all records, forms, reports and documents relating to police services.  
 Provide administrative service to municipal court.  
 Review and recommend approvals for permits and licenses.  
 Administer Police Aide program for park patrol, animal control, parking enforcement and other activities.  
 Maintain accreditation, thus assuring the community that our operational practices conform to accepted standards.  
 Provide staff services to Assessment Centers.  
 Recommend review and revision of Village ordinance and codes relating to police services.  
 Provide for on-going training in police skills, new laws, procedures and operations.



## 210 (EMS)

2014 ACTUAL	2015 ACTUAL	2016 BUDGET	2016 ESTIMATE	EXPENDITURES	2017 BUDGET	% Change
-	-	2,736,925	2,736,925	Personnel	3,170,525	16%
-	2,302	113,500	113,500	Other Operating	103,500	(9%)
-	-	65,000	65,000	Contracted services	68,000	5%
-	-	49,000	49,000	Capital Outlay	88,000	80%
-	2,302	2,964,425	2,964,425	<b>Total Expenditures</b>	<b>3,430,025</b>	16%

**BUDGET HIGHLIGHTS:**

New operational division starting in 2016. Originally part of the Fire Department.

The significant increase in personnel is due to the need for more part-time help.

Increased revolving loan payments have been budgeted under Capital Outlay to better match the projected costs of ambulance replacements.

**RESPONSIBILITIES:**

**Emergency Medical Services (EMS):**

Perform emergency medical services for Menomonee Falls residents.

Initiate and maintain all records relative to emergency medical service.

Maintain current state certification for all Emergency Medical Technicians.

## 220 (FIRE)

2014 ACTUAL	2015 ACTUAL	2016 BUDGET	2016 ESTIMATE	EXPENDITURES	2017 BUDGET	% Change
2,573,644	2,742,201	322,035	322,035	Personnel	374,450	16%
460,838	448,881	256,600	256,600	Other Operating	268,100	4%
178,778	70,797	7,000	7,000	Contracted services	7,000	-
86,236	263,774	312,500	312,500	Capital Outlay	276,476	(12%)
3,299,496	3,525,653	898,135	898,135	<b>Total Expenditures</b>	<b>926,026</b>	<b>3%</b>

### **BUDGET HIGHLIGHTS:**

The significant increase in personnel is due to the increased need for part-time help.  
Revolving loan payments (under Capital Outlay) decreased due to a reduction in projected equipment costs.

### **RESPONSIBILITIES:**

#### **Fire Suppression:**

To protect the lives and property of the citizens of the Village of Menomonee Falls through the prevention and extinguishment of fires, and through salvage and rescue work in the event of public emergencies.

To investigate all fires of unknown nature in trying to determine a cause.

#### **Hazardous Materials Handling (Haz Mat):**

Provide direct support to firefighting and EMS operations by furnishing communications, command operations and other supporting services.

Provide hazardous material incident coverage for "Level B" incidents, and support regional teams for more severe incidents.

#### **Fire Prevention and Public Education:**

To conduct fire safety inspections at all businesses and industries quarterly, and more frequent inspections of licensed premises to update liquor licenses. (exceeds 4,500 annually)

Inspection, clearing and testing of hydrants and other fire suppression systems.

Develop and implement training programs and exercises for fire personnel.

Promote and provide community training in fire prevention and protection, medical safety and first aid programs.

Enforce laws and codes mandated by Federal, State and local regulations.

Initiate ordinance review and changes in local fire codes.

#### **Fire Administration:**

To coordinate and manage the above services of the fire department.

Review and approve licenses, permits, and certifications.

Provide information and access to records to the public.

#### **Fire Support Services -- Buildings and Vehicles:**

Maintain, clean and test all departmental vehicles and equipment.

Maintain the safety of buildings and grounds.

## (230) FIRE PROTECTION SERVICES

2014 ACTUAL	2015 ACTUAL	2016 BUDGET	2016 ESTIMATE	EXPENDITURES	2017 Budget	% Change
1,647,366	1,573,861	1,573,861	1,573,861	Public Fire Protection	<b>1,575,000</b>	-

**Purpose:**

This expenditure category contains the annual payment from the Village's General Operating budget to the Water Utility for rental of Utility owned hydrants and mains for fire fighting purposes.

This annual payment is required by the Public Service Commission.

## (260) PEST AND WEED CONTROL

2014 ACTUAL	2015 ACTUAL	2016 BUDGET	2016 ESTIMATE	EXPENDITURES	2017 Budget	% Change
14,470	37,286	35,450	35,450	Personnel	36,100	2%
-	-	-	-	Other Operating	-	-
5,636	2,127	5,500	5,500	Contracted services	4,000	(27%)
20,106	39,413	40,950	40,950	<b>Total Expenditures</b>	<b>40,100</b>	<b>(2%)</b>

**BUDGET HIGHLIGHTS:**

No significant changes from last year's budget.

**RESPONSIBILITIES:**

- Enforcement of Municipal Ordinances by investigation and citation.
- Service of legal notices of noxious weeds requiring expedient removal.
- Contract for weed cutting services for non-compliance with notices.
- Billing and collection of Village provided weed-cutting services (handled by Clerk Services Department).
- Fees for weed cutting are intended to fully reimburse our costs and are periodically reviewed.

## 280 (EMERGENCY GOVERNMENT)

2014 ACTUAL	2015 ACTUAL	2016 BUDGET	2016 ESTIMATE	EXPENDITURES	2017 BUDGET	% Change
1,009	1,717	5,698	5,698	Other Operating	5,700	-

**BUDGET HIGHLIGHTS:**

No significant changes from last year's budget.

**RESPONSIBILITIES:**

To provide prompt emergency control service to all Village residents during times of severe weather conditions or disaster.

Maintain warning sirens in good working order.

The Village Manager is designated by ordinance as Director of Emergency Government; the Fire Chief is Deputy Director.

## 290 (OTHER PROTECTION SERVICES)

2014 ACTUAL	2015 ACTUAL	2016 BUDGET	2016 ESTIMATE	EXPENDITURES	2017 BUDGET	% Change
8,826	12,391	16,000	16,000	Other Operating	<b>13,500</b>	(16%)
9,570	19,140	9,570	9,570	Contracted services	<b>9,570</b>	-
18,396	31,531	25,570	25,570	<b>Total Expenditures</b>	<b>23,070</b>	(10%)

**BUDGET HIGHLIGHTS:**

No significant changes from last year's budget.

**RESPONSIBILITIES:**

Contractual Services contains the Waukesha County Animal Welfare Society (HAWS) impounding service charges for stray dogs and cats.

Other operating expenditures includes Police and Fire Commission charges and Prisoner Board charges.

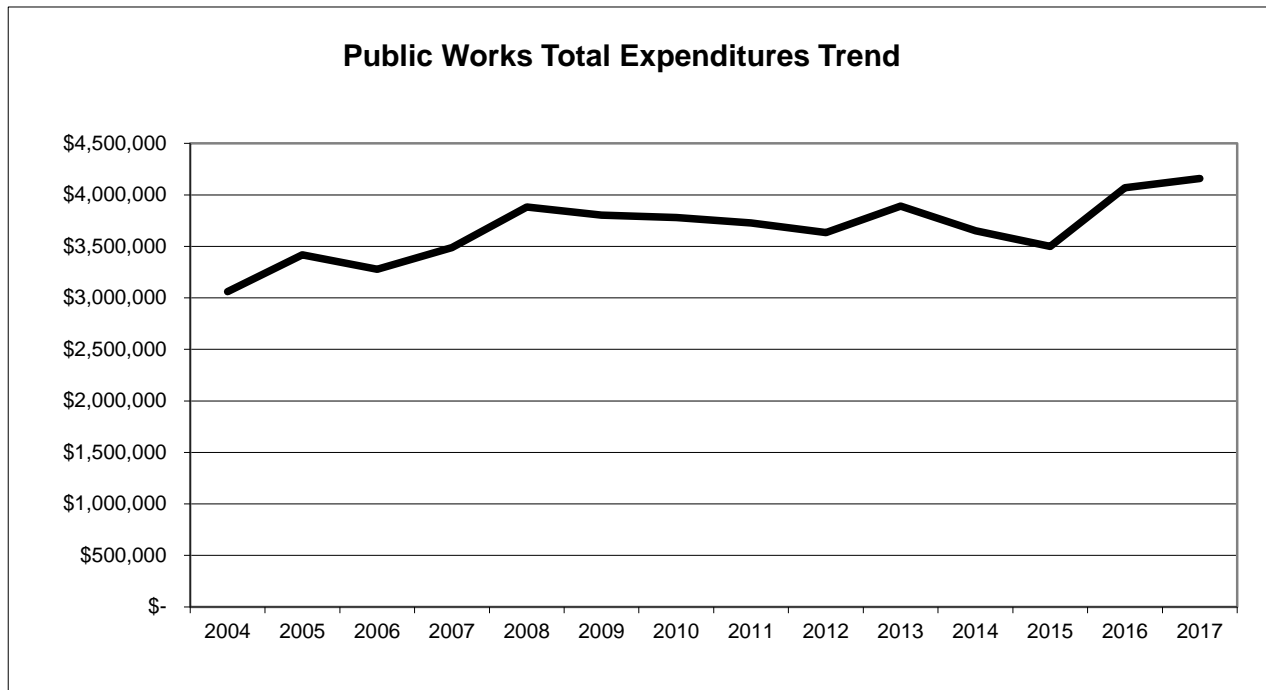
The Police and Fire Commission is organized under Wisconsin Statute 62.13, consisting of five (5) members appointed by the Village President.

The Commission appoints the Police Chief and the Fire Chief along with approving sworn subordinates of those departments. The primary duties of this commission are personnel functions relating to the hiring, merit promotion process, firing, and disciplinary actions of the Police and Fire departments.

## [PUBLIC WORKS FUNCTION SUMMARY]

2014 ACTUAL	2015 ACTUAL	2016 BUDGET	2016 ESTIMATE	EXPENDITURES	2017 BUDGET	% Change
3,013,288	2,994,395	3,510,970	3,510,970	Street Maintenance	<b>3,592,770</b>	2%
536,740	426,843	461,925	461,925	Equipment Maintenance	<b>471,975</b>	2%
101,111	79,447	94,800	94,800	Municipal Garages	<b>94,000</b>	(1%)
<b>3,651,139</b>	<b>3,500,685</b>	<b>4,067,695</b>	<b>4,067,695</b>	<b>Total Expenditures</b>	<b>4,158,745</b>	2%
16%	15%	16%	16%	% of total operating expenditures	16%	

This functional component is responsible for the maintenance of public property, infrastructure and equipment. Public Works include street and road repairs, building and equipment maintenance, municipal garages, and park operations.



## 400 (STREET MAINTENANCE)

2014 ACTUAL	2015 ACTUAL	2016 BUDGET	2016 ESTIMATE	EXPENDITURES	2017 BUDGET	% Change
1,227,920	1,224,404	1,347,400	1,347,400	Personnel*	1,332,700	(1%)
1,759,845	1,742,343	1,848,400	1,848,400	Other Operating	1,879,900	2%
60,490	68,794	125,000	125,000	Contracted services	100,000	(20%)
250,099	256,379	443,500	443,500	Capital Outlay	533,500	20%
(285,066)	(297,525)	(253,330)	(253,330)	Transfer to Storm Water Ut.	(253,330)	-
3,013,288	2,994,395	3,510,970	3,510,970	<b>Total Expenditures</b>	<b>3,592,770</b>	2%

\* Certain personnel costs have also been allocated to other departments and funds.

### **BUDGET HIGHLIGHTS:**

The net decrease in personnel is due to less projected use of our health insurance plan

The increase in capital outlay is in relation to the increase in revolving loan payments needed to pay off vehicles and equipment.

### **RESPONSIBILITIES:**

#### **Protect and maintain Village's infrastructure:**

##### **Street and Road maintenance and snow plowing:**

To maintain approximately 200 miles of Village streets, alleys and public parking lots. This work includes concrete and bituminous pavement repairs, patching, dust control, grading of gravel streets, crack filling, street oiling, curb and gutter replacements.  
 Keep all streets, alleys and public parking lots free from obstruction, debris and dead animals.  
 Roadside and easement ditching and maintenance.  
 Cutting grass and weeds on roadside, easements, and Village lots.  
 Replacing, resetting, and maintaining driveway culverts.  
 Light maintenance of all equipment (oil changes, grease, oil levels, body work, paint, etc.)  
 Tree cutting, tree and brush trimming.  
 Excavate and grade drainage and path construction in Village parklands.  
 Sweep urban streets clean of debris in areas where storm sewer systems are available.  
 Plow snow, spread salt and sand, and remove excess snow.  
 Locate, maintain and collect all ice control sand boxes.

##### **Traffic control:**

Maintain, repair and keep in proper working order all street lights, traffic lights, and traffic controllers.  
 Maintain and repair all street light and traffic light poles, pavement markings, warning, regulatory and Fabricate warning, regulatory and street identification signs.

##### **Miscellaneous:**

Maintain and repair barricades and flashers.  
 Deliver and pick up barricades for block parties and all other public events.  
 Record, issue, and maintain park permits register and schedules.



## 420 (EQUIPMENT MAINTENANCE)

2014 ACTUAL	2015 ACTUAL	2016 BUDGET	2016 ESTIMATE	EXPENDITURES	2017 BUDGET	% Change
237,231	233,150	249,025	249,025	Personnel*	263,475	6%
198,789	173,728	192,900	192,900	Other Operating	188,500	(2%)
41,782	19,965	20,000	20,000	Contracted services	20,000	-
58,938	-	-	-	Capital Outlay	-	-
536,740	426,843	461,925	461,925	<b>Total Expenditures</b>	<b>471,975</b>	2%

\* Certain personnel costs have also been allocated to other departments and funds.

### **BUDGET HIGHLIGHTS:**

Larger than usual increase in personnel costs related to updated allocations to other departments.

### **RESPONSIBILITIES:**

To maintain, repair and keep in proper running condition all Village vehicles and equipment (including Police, Fire and Parks departments and the Water and Sewer Utility vehicles.

To modify equipment to meet departmental needs.

To mount plows, spreaders, and other attachments to equipment when the need arises.

Keep maintenance and fuel consumption records for all vehicles and required equipment.

To maintain an adequate supply of gas, fuel, propane and oil.

Maintain system of determining fuel usage charges to each chargeable department or utility.

To design and build specialty equipment and tools.

To rebuild certain older equipment.

To keep all Village vehicles neat and orderly.

## 440 (MUNICIPAL GARAGES)

2014 ACTUAL	2015 ACTUAL	2016 BUDGET	2016 ESTIMATE	EXPENDITURES	2017 BUDGET	% Change
101,111	79,447	94,800	94,800	Other Operating	<b>94,000</b>	(1%)

**BUDGET HIGHLIGHTS:**

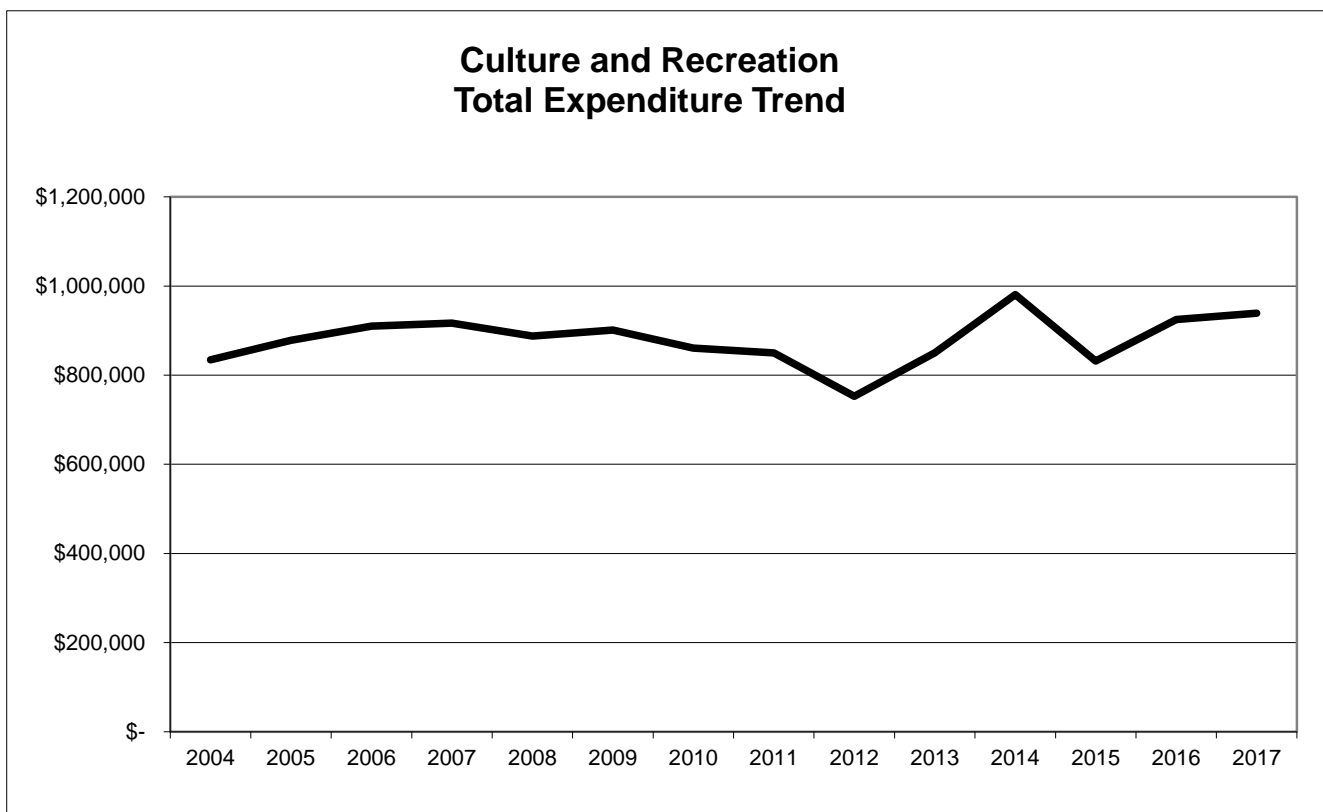
No significant changes from last year's budget.

**RESPONSIBILITIES:**

Contains the costs of maintaining the Public Works buildings and machine sheds  
 The Good Hope Garage includes the Equipment Maintenance Department and equipment,  
 and salt storage facilities.  
 The Water Street and Neu garages contain the sign making shop, equipment and vehicle storage,  
 salt storage shed, and sand storage facilities.

## [CULTURE, RECREATION AND EDUCATION]

2014 ACTUAL	2015 ACTUAL	2016 BUDGET	2016 ESTIMATE	EXPENDITURES	2017 BUDGET	% Change
83,865	90,776	91,850	91,850	Community Life	<b>63,350</b>	(31%)
27,232	15,655	28,900	28,900	Old Falls Village	<b>28,900</b>	-
854,704	704,510	783,500	783,500	Park Operations	<b>825,600</b>	5%
14,874	20,813	20,600	20,600	Park Projects	<b>21,100</b>	2%
980,675	831,754	924,850	924,850	<b>Total Expenditures</b>	<b>938,950</b>	2%
4%	4%	4%	4%	% of total operating expenditures	4%	



## 180 (COMMUNITY LIFE)

2014 ACTUAL	2015 ACTUAL	2016 BUDGET	2016 ESTIMATE	EXPENDITURES	2017 BUDGET	% Change
83,865	90,776	91,850	91,850	Other Operating	<b>63,350</b>	(31%)

### **BUDGET HIGHLIGHTS:**

Certain costs are now included in a new Tourism Commission account in department 750.

## 582 (HISTORICAL SOCIETY AND MUSEUM)

2014 ACTUAL	2015 ACTUAL	2016 BUDGET	2016 ESTIMATE	EXPENDITURES	2017 BUDGET	% CHANGE
27,232	15,655	28,900	28,900	Other Operating	<b>28,900</b>	-

**BUDGET HIGHLIGHTS:**

No significant changes from last year's budget.

**RESPONSIBILITIES:**

Maintain buildings and grounds for the Old Falls Village, including the permit rental coordination, set-up and maintenance of the Public House meeting room located at the southwest corner of Pilgrim and County Line Roads.

This is coordinated within the Department of Public Works by the Parks Department staff.

## 620 (PARKS AND FORESTRY OPERATIONS)

2014 ACTUAL	2015 ACTUAL	2016 BUDGET	2016 ESTIMATE	EXPENDITURES	2017 BUDGET	% Change
466,218	441,831	492,650	492,650	Personnel	<b>521,750</b>	6%
143,444	152,673	154,850	154,850	Other Operating	<b>153,850</b>	(1%)
102,225	110,006	136,000	136,000	Contracted services	<b>150,000</b>	10%
142,817	-	-	-	Capital Outlay	-	-
<b>854,704</b>	<b>704,510</b>	<b>783,500</b>	<b>783,500</b>	<b>Total Expenditures</b>	<b>825,600</b>	5%

### **BUDGET HIGHLIGHTS:**

The increase in personnel costs a bit higher than usual due to employees reaching the end of their probationary period.

### **PARK RELATED RESPONSIBILITIES:**

Provide residents with a safe recreational environment throughout approximately 1,400 acres of parkland  
 Mow and maintain turf areas in the Village's parks, boulevards, and other Village owned properties  
 Maintain, reconstruct, and repair ball fields  
 Groom and set-up baseball and softball as needed  
 Organize, prepare site and coordinate use for permit system, including picnics and tournaments  
 Landscape and re-landscape Village owned lands as necessary  
 Maintain, improve and repair the buildings throughout Village park properties.  
 Maintain, construct and repair all site amenities in parks and parkways (including signing, fencing, tables, benches, grills, bubblers, etc.  
 Construct, inspect, maintain and repair all children's play areas located in Village park areas  
 Create and maintain ice rinks and sledding areas  
 Maintain and repair all basketball, tennis, and volleyball courts and horse shoe pits in parks  
 Repair and maintain all small engines for the Village  
 Maintain all soccer fields located within Village parklands  
 Maintain detention ponds, bike trails and new subdivision boulevards and right of ways  
 To plant and maintain all Village flower and shrub beds.  
 To remove bee, wasp, hornet nests and diseased animals from public properties.  
 To hang public information banners, special event signs and decorations, and Christmas decorations  
 Plow and shovel snow at all public access parking lots, crosswalks and sidewalks around Village buildings

**Rec programs and activities are provided by Menomonee Falls School District.**

### **FORESTRY RELATED RESPONSIBILITIES:**

Provide a complete Forestry management plan for the Village of Menomonee Falls, including  
 Tree planting, pruning, and removal  
 Remove and repair storm damage  
 Establish a program of disease and insect control  
 Conduct tree hazard evaluations  
 Conduct tree appraisals  
 Establish a program of tree protection during construction  
 Work with contractors to prevent injury to trees  
 Eliminate invasive species such as wild mustard

## 640 (PARK PROJECTS)

2014 ACTUAL	2015 ACTUAL	2016 BUDGET	2016 ESTIMATE	EXPENDITURES	2017 BUDGET	% Change
14,874	20,813	20,600	20,600	Other Operating	<b>21,100</b>	2%

**BUDGET HIGHLIGHTS:**

No significant changes from last year's budget.

**RESPONSIBILITIES:**

Major improvements follow the Comprehensive Outdoor Recreation Plan (CORP).  
Projects are funded through this department and the Capital Projects Fund.

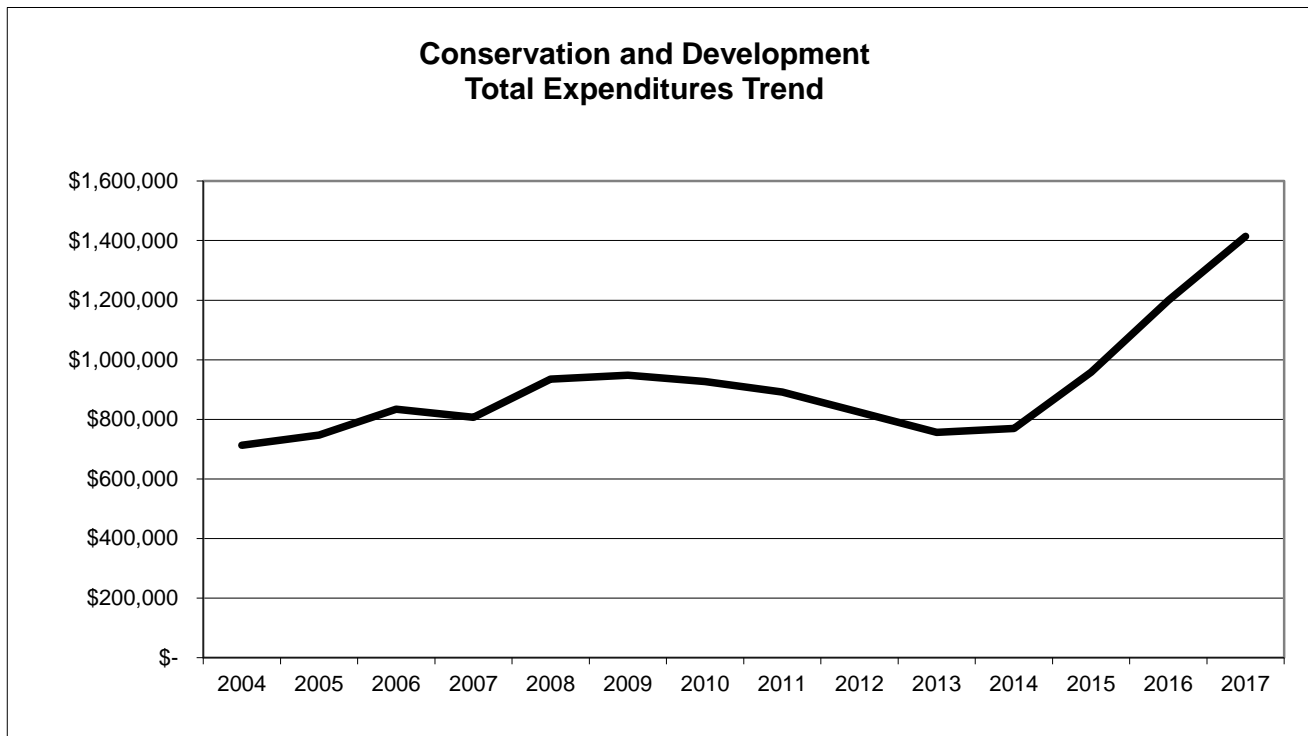
Responsibilities include maintenance of the following:

- Village Park
- Rotary Park
- Willowood Park
- Mill Pond Park
- Lime Kiln
- Menomonee River Parkway
- Riverside Park
- Oakwood Park
- Old Falls
- Municipal Park
- Ball Diamonds
- Tennis Courts
- Improvements - Includes outlying or small areas:
  - John Taylor
  - Kiwanis Park
  - Maple Road
  - Tower Hill
  - Com Forest
  - Tamarack Swamp

## [CONSERVATION AND DEVELOPMENT]

2014 ACTUAL	2015 ACTUAL	2016 BUDGET	2016 ESTIMATE	EXPENDITURES	2017 BUDGET	% Change
40,596	52,156	50,745	50,745	Community Dev Authority (CDA)	<b>204,840</b>	304%
(27,440)	54,493	254,254	254,254	Engineering Services	<b>275,804</b>	8%
465,956	571,917	565,283	565,283	Zoning and Building Inspections	<b>574,120</b>	2%
290,051	279,383	328,850	328,850	Planning	<b>359,450</b>	9%
769,163	957,949	1,199,132	1,199,132	<b>Total Expenditures</b>	<b>1,414,214</b>	18%
3%	4%	5%	5%	% of total operating expenditures	6%	

This functional component focuses on the conservation of the Village's natural resources by promoting maintenance of property values and quality of the physical environment through administration of zoning and building related codes and land use planning.





## 750 (COMMUNITY DEVELOPMENT AUTHORITY (CDA))

2014 ACTUAL	2015 ACTUAL	2016 BUDGET	2016 ESTIMATE	EXPENDITURES	2017 BUDGET	% CHANGE
38,892	33,525	31,545	31,545	Personnel	<b>31,340</b>	(1%)
1,704	18,631	19,200	19,200	Other Operating	<b>173,500</b>	804%
40,596	52,156	50,745	50,745	<b>Total Expenditures</b>	<b>204,840</b>	304%

### **BUDGET HIGHLIGHTS:**

New for 2017 is a Tourism Commission expense. State statutes now require that 70% of hotel taxes be directly remitted to this new commission.

### **RESPONSIBILITIES:**

The Community Development Authority (CDA) consists of seven (7) Commissioners appointed by the Village Board President and confirmed by the Village Board.

Implement business development and retention activities as identified in the Village's Overall Economic Development Plan.

The CDA functions as the Housing Authority, and as a Redevelopment Authority.

Planning and development related to tax incremental financing districts.

Administration of the Economic Master Development and Revolving Loan programs.

Business attraction, expansion and retention.

Tourism promotion.

## 760 (ENGINEERING SERVICES)

2014 ACTUAL	2015 ACTUAL	2016 BUDGET	2016 ESTIMATE	EXPENDITURES	2017 BUDGET	% CHANGE
571,661	581,348	659,600	659,600	Personnel*	<b>676,100</b>	3%
10,068	9,160	19,654	19,654	Other Operating	<b>16,804</b>	(15%)
630	37,719	10,000	10,000	Contracted services	<b>10,000</b>	-
3,572	1,472	-	-	Capital Outlay	<b>7,900</b>	N/A
(362,380)	(357,522)	(290,000)	(290,000)	Less charged to developers & projects	<b>(290,000)</b>	-
(110,211)	(71,796)	(3,000)	(3,000)	Less charged to TIDs	<b>(7,000)</b>	133%
(140,780)	(145,888)	(142,000)	(142,000)	Less charged to utilities	<b>(138,000)</b>	(3%)
(27,440)	54,493	254,254	254,254	<b>Total Expenditures</b>	<b>275,804</b>	8%

\* Certain personnel costs have also been allocated to the utilities and planning.

### **BUDGET HIGHLIGHTS:**

No significant changes from last year's budget.

### **RESPONSIBILITIES:**

- To provide engineering support service to all other functions and departments of the Village.
- To provide survey, drafting, and design work of public works projects.
- Develop bid specifications for and administer award contracts for construction projects, including, but not limited to water and sewer extension (Village paid and developer reimbursed projects), street reconstruction and TID projects.
- Prepare special assessment reports and bills.
- Administer annual capital projects such as sidewalk, road program, and curb & gutter.
- Review of proposed construction contracts, and new developments and subdivisions.
- Management and supervision of construction projects for above.
- Administration and development of capital improvement/restoration grant in aid programs.
- Preparation of annual infrastructure reports for other public agencies.
- Provide staff support to Village Board and Planning Commission,
- Provide Geographic Information (GIS) mapping and support to all Village Departments.

## 770 (ZONING AND BUILDING INSPECTIONS)

2014 ACTUAL	2015 ACTUAL	2016 BUDGET	2016 ESTIMATE	EXPENDITURES	2017 BUDGET	% CHANGE
241,844	263,967	268,575	268,575	Personnel*	<b>275,675</b>	3%
5,952	6,028	8,965	8,965	Other Operating	<b>8,765</b>	(2%)
218,160	301,922	287,743	287,743	Contracted services	<b>289,680</b>	1%
465,956	571,917	565,283	565,283	<b>Total Expenditures</b>	<b>574,120</b>	2%

\* Certain personnel costs have also been allocated to department 260 (Weeds).

### **BUDGET HIGHLIGHTS:**

No significant changes from last year's budget.

### **RESPONSIBILITIES:**

To ensure that buildings are constructed and maintained in a manner which protects the health, safety and welfare of the Village residents, and are within the guidelines of the State and Village building codes.

Administration and enforcement of building and zoning codes by the issuance of permits, the collection of fees, and the checking of building plans of all structures and buildings within the Village. This includes building, electrical, plumbing, heating, occupancy, and other permits; electrical contractor licenses, and collection of impact fees.

Maintenance of building records and plans for individual properties.

The Inspections Department issues permits, reviews plans and performs inspections for new buildings, additions, alterations, electrical and heating systems, swimming pools, accessory buildings, signs, and moving or demolishing buildings.

Provide staff support to Zoning Board of Appeals, Village Board and various other committees.

Enforce the various ordinances which guide the use and development of private property.

Provide for the annual state inspection of weight and measuring devices.

Provide information and access to records to the public.

## 790 (PLANNING)

2014 ACTUAL	2015 ACTUAL	2016 BUDGET	2016 ESTIMATE	EXPENDITURES	2017 BUDGET	% CHANGE
259,886	270,018	316,025	316,025	Personnel*	<b>346,625</b>	10%
4,208	9,365	12,825	12,825	Other Operating	<b>12,825</b>	-
25,957	-	-	-	Contracted Services	-	-
<b>290,051</b>	<b>279,383</b>	<b>328,850</b>	<b>328,850</b>	<b>Total Expenditures</b>	<b>359,450</b>	9%

\* Certain personnel costs have also been allocated to the utilities.

### **BUDGET HIGHLIGHTS:**

The increase in personnel for 2017 includes certain employee promotions

### **RESPONSIBILITIES:**

The goal of the Department of Community Development is to administer the Municipal Code in a manner that encourages new development while protecting the interest of the public.

The Planning Department is involved in the development and implementation of the comprehensive Village land use plan, special projects, public relations and presentations.

Administration and collection of platting fees, which are used for parks and park acquisitions.

Administration and creation of tax incremental finance districts.

Administration of conditional use permits.

Provide staff support to Planning Commission, Architectural Control Board, CDA, Village Board and various other supporting committees.

Development of ordinances, preparation of various reports and gathering of information.

Provide information and access to records to the public.

**[OTHER FINANCING USES SUMMARY]**

<b>2014 ACTUAL</b>	<b>2015 ACTUAL</b>	<b>2016 BUDGET</b>	<b>2016 ESTIMATE</b>	<b>EXPENDITURES</b>	<b>2017 BUDGET</b>	<b>% Change</b>
1,609,232	9,282,186	693,500	660,281	Non-Operating Expenditures	<b>735,500</b>	6%
1,609,232	9,282,186	693,500	660,281	<b>Total Expenditures</b>	<b>735,500</b>	6%

## 910 (NON-OPERATING EXPENDITURES)

2014 ACTUAL	2015 ACTUAL	2016 BUDGET	2016 ESTIMATE	EXPENDITURES	2017 BUDGET	% Change
495,946	500,032	598,500	565,281	Solid Waste Collection Fund	<b>640,500</b>	7%
95,000	6,938,292	95,000	95,000	Capital Projects Fund	<b>95,000</b>	-
913,175	1,843,862	-	-	Municipal Facilities/Equip Fund	-	-
-	-	-	-	Risk Management	-	-
-	-	-	-	Special Assessments	-	-
105,111	-	-	-	Loss on Land Resale	-	-
<b>1,609,232</b>	<b>9,282,186</b>	<b>693,500</b>	<b>660,281</b>	<b>Total Expenditures</b>	<b>735,500</b>	<b>6%</b>

**BUDGET HIGHLIGHTS:**

The budgeted transfer to the Solid Waste Collection Fund accounts for the portion of service costs not covered by fees and other revenues.

The transfer to the Capital Projects Fund is for the repayment for the loan related to the retirement of the unfunded pension liability with the State of Wisconsin.

Repayments by various departments for loans from the Municipal Facilities/Equipment Fund are recorded directly in those departments. The amounts are reclassified as transfers out only at year end for the preparation of the Comprehensive Annual Financial Report. (memo entry only)

# Chapter 5

## OTHER GOVERNMENTAL FUNDS

<b>Garbage &amp; Recycling</b>	<b>Page 5.1</b>
<b>Library Operations and Maintenance</b>	<b>Page 5.2</b>
<b>Debt Service Fund</b>	<b>Page 5.5</b>
<b>Municipal Facilities &amp; Equipment Fund</b>	<b>Page 5.7</b>

## Fund 215 (Garbage & Recycling)

2014 ACTUAL	2015 ACTUAL	2016 BUDGET	2016 ESTIMATE	REVENUES	2017 BUDGET	% CHANGE
1,234,840	1,240,797	1,242,000	1,242,000	Refuse collection fee	1,242,000	-
79,919	79,945	60,000	76,219	Recycling State aids	75,000	25%
25,679	6,974	-	-	Recycling rebate	-	-
3,600	3,800	2,000	2,000	Sales of recycling carts	2,000	-
456	633	-	-	Interest Earnings	-	-
<b>1,344,494</b>	<b>1,332,149</b>	<b>1,304,000</b>	<b>1,320,219</b>	<b>Total revenues</b>	<b>1,319,000</b>	

2014 ACTUAL	2015 ACTUAL	2016 BUDGET	2016 ESTIMATE	EXPENDITURES	2017 BUDGET	% CHANGE
1,247,769	1,211,093	1,265,000	1,254,000	Garbage collection contract	1,306,000	3%
114,887	115,413	118,000	116,000	State generator fee	118,000	-
8,892	14,668	7,000	7,000	Taxes - dumping	7,000	-
181	1,132	2,000	2,000	Municipal hazardous waste	2,000	-
<b>1,371,729</b>	<b>1,342,306</b>	<b>1,392,000</b>	<b>1,379,000</b>	<b>Sub-total garbage collection</b>	<b>1,433,000</b>	
446,581	461,654	482,000	478,000	Recycling collection contract	498,000	3%
-	-	200	200	Recycling materials/supplies	200	-
9,144	8,550	10,000	10,000	Spring brush pick-up	10,000	-
8,169	8,254	7,000	7,000	Household hazardous materials	7,000	-
1,536	8,089	7,800	7,800	General administrative expense	7,800	-
2,981	3,028	3,200	3,200	Postage	3,200	-
300	300	300	300	Audit fee	300	-
<b>468,711</b>	<b>489,875</b>	<b>510,500</b>	<b>506,500</b>	<b>Sub-total recycling</b>	<b>526,500</b>	
1,840,440	1,832,181	1,902,500	1,885,500	<b>Total expenditures</b>	<b>1,959,500</b>	
(495,946)	(500,032)	(598,500)	(565,281)	<b>Net income (expense)</b>	<b>(640,500)</b>	
495,946	500,032	598,500	565,281	Transfer from General Fund	640,500	7%
-	-	-	-	<b>Net income (expense)</b>	-	

-	-	-	-	<b>Fund balance, beginning</b>	-
-	-	-	-	<b>Fund balance, ending</b>	-

### BUDGET NOTES:

The Solid Waste Collection Fund accounts for garbage collection and recycling activities. In order to obtain the most efficient and cost effective means of obtaining solid waste collection services, the Village negotiates with Waste Management on behalf of Village constituents. A fee is placed on the tax bill annually to cover the majority of the expense. Commercial, industrial and residential properties with more than four units contract privately and are not assessed the fee. Any shortfall is covered by a transfer from the General Fund.

The fee to be placed on the 2016 tax bill for 2017 purposes for each residential unit up to four units is as follows:

Base fee	\$90.64
State Generator fee	9.48
Unit fee to be placed upon the tax bill	<u>\$100.12</u>



## Funds 220 & 221

### LIBRARY OPERATIONS & BUILDING MAINTENANCE (Combined)

#### **SUMMARY:**

2014 ACTUAL	2015 ACTUAL	2016 BUDGET	2016 ESTIMATE	REVENUES	2017 BUDGET	% Change
1,747,518	1,734,838	1,704,223	1,704,223	Real estate/personnel prop taxes	<b>1,704,878</b>	-
75,302	96,060	95,884	95,884	Other revenues	<b>102,913</b>	7%
1,822,820	1,830,898	1,800,107	1,800,107	<b>Total Revenues</b>	<b>1,807,791</b>	-

2014 ACTUAL	2015 ACTUAL	2016 BUDGET	2016 ESTIMATE	EXPENDITURES	2017 BUDGET	% Change
1,453,663	1,426,761	1,584,330	1,584,330	Operating expenditures	<b>1,509,968</b>	(5%)
289,169	306,407	284,550	284,550	Building maintenance	<b>287,705</b>	1%
-						
1,742,832	1,733,168	1,868,880	1,868,880	<b>Total Expenditures</b>	<b>1,797,673</b>	(4%)

79,988	97,730	(68,773)	(68,773)	<b>Revenues less expenditures</b>	<b>10,118</b>	
1,184,612	1,264,600	1,362,330	1,362,330	Fund balance, beginning	<b>1,293,557</b>	
1,264,600	1,362,330	1,293,557	1,293,557	<b>Fund balance, ending</b>	<b>1,303,675</b>	

#### **BUDGET HIGHLIGHTS:**

The Menomonee Falls Library is budgeted as a separated cost center from general Village operations.

Primary funding for the Library comes from property taxes.

Note: Separate budgets for Operations and Maintenance are presented on the following pages.

## FUND 220 (LIBRARY OPERATIONS)

2014 ACTUAL	2015 ACTUAL	2016 BUDGET	2016 ESTIMATE	REVENUES	2017 BUDGET	% Change
1,420,173	1,420,173	1,420,173	1,420,173	Property taxes	1,420,173	-
41,204	59,597	59,964	59,964	Intergovernmental	60,013	-
11,436	13,502	11,900	11,900	Public charges for services	12,900	8%
1,196	1,993	1,400	1,400	Interest earnings	1,400	-
21,071	20,381	22,120	22,120	Other miscellaneous revenues	25,600	16%
1,495,080	1,515,646	1,515,557	1,515,557	<b>Total revenues</b>	<b>1,520,086</b>	-

2014 ACTUAL	2015 ACTUAL	2016 BUDGET	2016 ESTIMATE	EXPENDITURES	2017 BUDGET	% Change
1,108,560	1,103,159	1,232,050	1,232,050	Salaries/benefits	1,165,525	(5%)
181,322	184,000	217,100	217,100	Books and Periodicals	216,200	-
4,877	4,391	7,500	7,500	Training	7,300	(3%)
16,583	24,667	29,200	29,200	Materials and supplies	26,900	(8%)
10,486	12,171	13,500	13,500	Repairs/maintenance eq.	17,885	32%
9,461	7,472	9,000	9,000	Rentals	6,500	(28%)
62,328	29,561	13,900	13,900	Property and equipment	5,000	(64%)
3,728	3,728	3,910	3,910	Utilities	3,900	-
42,693	42,225	37,170	37,170	Contractual services	43,834	18%
13,625	15,387	19,000	19,000	Property insurance	14,200	(25%)
-	-	2,000	2,000	Other Operating	2,724	36%
-	-	-	-	Contingency	-	-
-	-	-	-	Transfers to other funds	-	-
1,453,663	1,426,761	1,584,330	1,584,330	<b>Total expenditures</b>	<b>1,509,968</b>	(5%)

41,417	88,885	(68,773)	(68,773)	<b>Revenues less expenditures</b>	<b>10,118</b>
--------	--------	----------	----------	-----------------------------------	---------------

858,616	900,033	988,918	988,918	Fund balance, beginning	<b>920,145</b>
900,033	988,918	920,145	920,145	<b>Fund balance, ending</b>	<b>930,263</b>

### **RESPONSIBILITIES:**

To provide access to a collection of 147,000 items including books, magazines and other printed word materials (including large print books), and other non-printed materials such as books on cassette and CD, CDs, DVDs, and CD-ROMS.

To provide a system to circulate the above materials both efficiently and economically to the public, including the homebound.

To provide programs for children and adults to enhance the informational, educational, and cultural needs of the public.

To provide up-to-date reference and information service in person and by telephone.

To provide access to the Waukesha County Federated Library System (WCFLS) which offers access to rapid interlibrary loan and van delivery services, grants and other services.

### **Budgetary Responsibilities Note:**

The Library Budget is controlled and monitored by the Library Board. The Library Board is the policy making body of the library. The Library Director is the Administrator of these policies, and of the library and its staff.

## FUND 221 (LIBRARY BUILDING MAINTENANCE)

2014 ACTUAL	2015 ACTUAL	2016 BUDGET	2016 ESTIMATE	REVENUES	2017 BUDGET	% Change
327,345	314,665	284,050	284,050	Property taxes	<b>284,705</b>	-
395	587	500	500	Interest earnings	<b>3,000</b>	500%
327,740	315,252	284,550	284,550	<b>Total revenues</b>	<b>287,705</b>	1%

2014 ACTUAL	2015 ACTUAL	2016 BUDGET	2016 ESTIMATE	EXPENDITURES	2017 BUDGET	% Change
88,871	63,021	40,950	40,950	Salaries/benefits	<b>38,855</b>	(5%)
4,423	4,247	6,500	6,500	Materials and supplies	<b>6,950</b>	7%
16,554	22,594	23,000	23,000	Repairs/maintenance equipment	<b>23,000</b>	-
-	-	-	-	Property and equipment	-	-
129,468	127,480	135,000	135,000	Utilities	<b>135,000</b>	-
49,853	89,065	79,100	79,100	Contractual services	<b>83,900</b>	6%
289,169	306,407	284,550	284,550	<b>Total expenditures</b>	<b>287,705</b>	1%

38,571	8,845	-	-	<b>Revenues less expenditures</b>	-
--------	-------	---	---	-----------------------------------	---

325,996	364,567	373,412	373,412	<b>Fund balance, beginning</b>	<b>373,412</b>
364,567	373,412	373,412	373,412	<b>Fund balance, ending</b>	<b>373,412</b>

### **RESPONSIBILITIES:**

Maintain, repair, and keep in proper working order the following:

- Heating, ventilating and air conditioning systems.
- Plumbing, pipes and fixtures.
- Interior and exterior walls, roof, floors, woodwork, cabinets, windows, doors & gutters.

Provide cleaning, sanitizing, recycling and trash removal daily.

Print stationary, forms, documents and other information materials.

### **BUDGET HIGHLIGHTS:**

No significant changes from last year's budget.

## FUND 500 (DEBT SERVICE FUND)

This fund provides for the annual payment of principal and interest for the Village's general long-term debt.  
Debt for enterprise funds (i.e. utilities) is recorded separately in each applicable fund.

The Village of Menomonee Falls borrows funds for various purposes, and for various durations. The factors considered in structuring debt are project cost, useful life and funding source. Emphasis is put on stabilizing the tax rate or the user charge over the life of the bond.

### **Bond issue types:**

#### **General obligation bonds and notes**

Commonly referred to as "full-faith and credit" bonds because they are based on the full-faith and credit pledge of a governmental unit to pay the debt. Under normal circumstances, the Village uses ten year maturities for general obligation bonds and notes.

#### **Bond anticipation notes (BANS)**

Temporary construction bond issues used most often in the case of Tax Incremental District construction. At the end of construction, when final costs are known, BANS are refinanced to long term bonds structured to coincide with the life of the TID district.

## FUND 500 (DEBT SERVICE FUND) (CONTINUED)

2014 ACTUAL	2015 ACTUAL	2016 BUDGET	2016 ESTIMATE	REVENUES	2017 BUDGET	% Change
2,341,779	2,374,220	2,356,722	2,356,722	Property Tax Levy for Debt Service	2,331,274	(1%)
54	1,112	100	5,000	Interest earnings	5,000	4,900%
12,275,000	9,975,000	13,955,000	13,955,000	Proceeds from refunding notes	-	(100%)
609,158	599,001	245,000	405,055	Bond Premium	200,000	(18%)
<b>Transfers in from:</b>						
-	27,953	27,953	27,953	General Operating Budget	27,953	-
1,845,000	2,078,146	2,080,000	2,080,000	Municipal Facilities/Equipment	2,070,750	-
285,088	202,708	167,490	167,490	Special Assessment Fund	137,151	(18%)
587,938	-	-	-	TID #2 Village Centre	-	-
1,072,047	1,156,375	1,211,563	1,211,563	TID #5 Westbrook Corp Park	1,463,063	21%
9,803,685	373,261	397,213	397,213	TID #6 Main Street	375,594	(5%)
1,904,875	1,922,844	2,746,918	2,746,918	TID #8 Richfield Way	2,770,287	1%
6,813	6,813	6,813	6,813	TID #9	6,813	-
382,978	352,804	290,346	320,292	TID #10	336,500	16%
10,529	10,500	10,500	10,500	TID #11	11,156	6%
-	7,273	28,800	28,800	TID #12	1,294,400	4,394%
31,124,944	19,088,010	23,524,418	23,719,319	<b>Total Revenues</b>	<b>11,029,941</b>	<b>(53%)</b>

2014 ACTUAL	2015 ACTUAL	2016 BUDGET	2016 ESTIMATE	EXPENDITURES	2017 BUDGET	% Change
307,729	398,508	245,000	345,167	Bond Issuance Expenses	200,000	(18%)
28,081,416	16,459,369	20,939,369	20,939,369	Bond Principal payments	8,500,000	(59%)
2,667,070	2,174,762	2,485,688	2,485,688	Bond Interest payments	2,387,000	(4%)
3,636	3,559	-	-	Transfer to General Fund	-	-
31,059,851	19,036,198	23,670,057	23,770,224	<b>Total Expenditures</b>	<b>11,087,000</b>	<b>(53%)</b>

65,093	51,812	(145,639)	(50,905)	<b>Net increase (decrease)</b>	<b>(57,059)</b>
-	65,093	116,905	116,905	<b>Fund Balance, beginning</b>	<b>66,000</b>
65,093	116,905	(28,734)	66,000	<b>Fund Balance, end of year</b>	<b>8,941</b>

### **BUDGET HIGHLIGHTS:**

The Debt Service Fund is the primary record of principal and interest payments made on behalf of all funds except for Utility debt. Because the utilities are proprietary funds, they carry their own debt.

Principal and interest schedules to maturity are shown on Pages 2.7 through 2.9.

During 2016, the Village issued the following debt:

- \$3,190,000 2016 Capital Budget
- \$1,280,000 Refinancing (TID #6)
- \$5,500,000 Refinancing (TID #6, #10, #11)
- \$2,500,000 (TID #8) *(projected)*
- \$7,425,000 Refinancing (TID #8) *(projected)*

## FUND 605 (MUNICIPAL FACILITIES & EQUIPMENT FUND)

2014 ACTUAL	2015 ACTUAL	2016 BUDGET	2016 ESTIMATE	REVENUES	2017 BUDGET	% Change
2,663,731	2,950,972	2,800,000	2,850,000	Landfill tipping fees	2,895,000	3%
-	-	-	-	Intergovernmental Revenues	199,000	N/A
12,253	10,120	7,167	7,167	Interest earnings	41,000	472%
2,000,000	-	-	-	Bond proceeds	8,000,000	N/A
55,443	154,682	7,255,625	555,000	Miscellaneous	20,625	(100%)
<b>4,731,427</b>	<b>3,115,774</b>	<b>10,062,792</b>	<b>3,412,167</b>	<b>Total Income</b>	<b>11,155,625</b>	<b>11%</b>

### EXPENDITURES:

12,016	7,194	84,000	80,000	Cap Outlay - General government	20,000	(76%)
3,613,390	3,134,236	85,000	621,000	Cap Outlay - Public Safety	365,000	329%
241,731	367,268	450,000	1,450,000	Cap Outlay - Public Works	11,680,000	2,496%
-	-	-	-	Cap Outlay - Culture & Recreation	-	-
-	1,810	-	-	Cap Outlay - Development	28,500	N/A
<b>3,867,137</b>	<b>3,510,508</b>	<b>619,000</b>	<b>2,151,000</b>	<b>Total Capital Outlay</b>	<b>12,093,500</b>	<b>1,854%</b>

800	800	800	800	Contracted services	800	-
1,627	1,150	2,000	2,000	Contracted services	2,000	-
<b>3,869,564</b>	<b>3,512,458</b>	<b>621,800</b>	<b>2,153,800</b>	<b>Total Expenditures</b>	<b>12,096,300</b>	<b>1,845%</b>

861,863	(396,684)	9,440,992	1,258,367	<b>Net increase (decrease)</b>	<b>(940,675)</b>
---------	-----------	-----------	-----------	--------------------------------	------------------

### TRANSFERS IN (OUT):

801,979	696,694	250,000	400,000	Fire Impact Fee Reimb (Fund 200)	285,000	14%
1,273,740	2,355,084	810,889	810,889	Gen Fd equipment loan repayments	892,848	10%
-	(70,000)	-	(160,000)	To Capital Projects Fund	-	-
(1,845,000)	(2,078,146)	(2,080,000)	(2,080,000)	Transfer to Debt Service Fund	(2,070,750)	-
1,092,582	506,948	8,421,881	229,256	<b>Net increase (decrease)</b>	<b>(1,833,577)</b>	
4,443,781	5,536,363	6,043,311	6,043,311	Fund Balance, beginning of year	6,272,567	
5,536,363	6,043,311	14,465,192	6,272,567	<b>Fund Balance, end of year</b>	<b>4,438,990</b>	

### The 2017 Budget provides for the following capital outlay:

Clerk Services	Voting Equipment (payment plan)	\$ 6,000
Engineering	Department vehicle	28,500
EMS	Ambulance	250,000
Fire Department	Generator	65,000
Fire Department	Misc fire equipment	50,000
		<u>115,000</u>
Public Works	New DPW facility (est)	11,225,000
Public Works	(2) Dump Trucks (w/ plow)	370,000
Public Works	(3) Pickup Trucks	110,000
		<u>11,705,000</u>
General	Contingency	14,000
		<u><u>\$12,118,500</u></u>

# Chapter 6

## ENTERPRISE FUND BUDGETS

<b>RISK MANAGEMENT</b>	<b>Page 6.1</b>
<b>WATER UTILITY</b>	<b>Page 6.2</b>
<b>SEWER UTILITY</b>	<b>Page 6.3</b>
<b>STORM WATER UTILITY</b>	<b>Page 6.5</b>

## FUND 700 (RISK MANAGEMENT FUND)

2014 ACTUAL	2015 ACTUAL	2016 BUDGET	2016 ESTIMATE		2017 BUDGET	% Change
				<b>REVENUES:</b>		
589	853	500	500	Investment earnings	<b>2,000</b>	300%
28,325	29,351	29,000	29,000	Dividend on CVMIC investment	<b>32,600</b>	12%
28,914	30,204	29,500	29,500	<b>Total operating revenues</b>	<b>34,600</b>	17%
<b>EXPENSES:</b>						
49,163	48,737	50,000	50,000	Insurance premiums	<b>54,700</b>	9%
192,786	(20,780)	30,000	30,000	Claims and deductibles paid	<b>30,000</b>	-
241,949	27,957	80,000	80,000	<b>Total operating expenses</b>	<b>84,700</b>	6%
(213,035)	2,247	(50,500)	(50,500)	<b>NET INCOME (LOSS)</b>	<b>(50,100)</b>	(1%)
810,074	597,039	599,286	599,286	Net assets, beginning of year	<b>548,786</b>	
597,039	599,286	548,786	548,786	Net assets, end of year	<b>498,686</b>	

### **General Information:**

In 1991, the Village substantially reduced liability insurance costs by joining the Cities & Villages Mutual Insurance Company (CVMIC), which was created in 1987 to provide insurance for its members.

The Risk Management Fund includes annual premiums for all liability insurances, a self-insured retention from which lower end claims are paid, and service fees for third party claims administration and consultation.

Consulting services include actuarial calculations for GASB 45. The calculations are required every two years.

The primary revenue for this fund includes transfers from other funds.

Property and bonding insurances are budgeted in the General Fund, Department 160.



## FUND 720 (WATER UTILITY)

2014 ACTUAL	2015 ACTUAL	2016 BUDGET	2016 ESTIMATE		2017 BUDGET	% Change
<b>OPERATING REVENUES:</b>						
4,675,541	5,054,246	4,523,600	4,523,600	Charges to customers for services	<b>5,061,500</b>	12%
1,647,366	1,573,861	1,573,861	1,573,861	Hydrant Rental charged to Village	<b>1,575,000</b>	-
212,414	207,166	217,388	217,388	Tower leases	<b>180,000</b>	(17%)
765	3,305	-	-	Other Revenue	<b>5,000</b>	N/A
6,536,086	6,838,578	6,314,849	6,314,849	Subtotal operating revenues	<b>6,821,500</b>	8%
<b>OPERATING EXPENSES:</b>						
1,663,617	1,602,280	1,575,000	1,575,000	Source of Supply	<b>1,673,000</b>	6%
449,992	463,340	425,250	425,250	Pumping	<b>480,497</b>	13%
72,872	72,340	74,000	74,000	Water Treatment	<b>85,359</b>	15%
400,786	309,215	418,250	418,250	Transmission & Distribution	<b>289,386</b>	(31%)
91,197	90,362	86,225	86,225	Billing & collections	<b>93,122</b>	8%
916,787	1,047,135	962,610	962,610	Administration & General	<b>1,061,984</b>	10%
1,564,194	1,605,199	1,627,000	1,627,000	Depreciation	<b>1,670,000</b>	3%
1,259,422	1,290,385	1,330,000	1,330,000	Payment in-lieu of taxes	<b>1,370,000</b>	3%
6,418,867	6,480,256	6,498,335	6,498,335	Subtotal operating expenses	<b>6,723,348</b>	3%
117,219	358,322	(183,486)	(183,486)	<b>NET OPERATING INCOME</b>	<b>98,152</b>	(153%)
<b>NON-OPERATING ITEMS:</b>						
5,093	3,147	6,000	6,000	Interest earnings	<b>10,000</b>	67%
384,824	769,740	647,500	647,500	Impact Fees	<b>650,000</b>	-
11,791	19,512	11,100	11,100	Miscellaneous revenue	<b>38,600</b>	248%
(146,329)	(164,062)	(180,000)	(180,000)	Interest expense on long-term debt	<b>(220,000)</b>	22%
(77,265)	(81,351)	(72,400)	(72,400)	Other fiscal charges	<b>(80,367)</b>	11%
178,114	546,986	412,200	412,200	Net non-operating items	<b>398,233</b>	(3%)
2,198,205	563,713	-	-	Capital contributions	-	-
2,493,538	1,469,021	228,714	228,714	<b>NET INCOME</b>	<b>496,385</b>	117%
56,571,211	59,064,749	60,533,770	60,533,770	<b>Net Assets, beginning of year</b>	<b>60,762,484</b>	-
59,064,749	60,533,770	60,762,484	60,762,484	<b>Net Assets, end of year</b>	<b>61,258,869</b>	1%

### **BUDGETED FIXED ASSET PURCHASES**

Meters	\$ 71,600
Transportation Equipment	60,000
Power Operated Equipment	60,000
Meters Telecomm Equip.	6,500
Hydrants	7,500
Wells & Springs	5,000
Lab Equipment	5,000

### **MISSION:**

To provide a sufficient supply of quality well water with adequate water pressure to all customers under varying demands.  
To provide adequate water reserve capacity for fire fighting needs.

### **COMPLIANCE WITH PSC RULES**

The Village Water Utility is reviewed annually by the Public Service Commission and meets their compliance standards.

### **INFRASTRUCTURE:**

Over 200 miles of mains  
Approximately 2,800 hydrants  
7 wells ranging from 58 feet to 1,750 feet in depth.  
5 reservoirs with capacities ranging from 250,000 to 1,300,000 gallons.  
3 elevated tanks with capacities ranging from 250,000 to 1,000,000 gallons.  
1 standpipe with a capacity of 1,000,000 gallons.

## FUND 730 (SEWER UTILITY)

2014 ACTUAL	2015 ACTUAL	2016 BUDGET	2016 ESTIMATE		2017 BUDGET	% Change
<b>OPERATING REVENUES:</b>						
8,121,551	8,316,028	7,702,800	7,702,800	Charges to customers for services	7,814,200	1%
<b>OPERATING EXPENSES:</b>						
1,465,898	1,551,519	1,685,181	1,685,181	VMF-Operations & Maintenance	1,706,895	1%
1,890,885	2,041,301	2,009,000	2,009,000	Sewage Treatment - User Charge	2,126,000	6%
5,404,780	5,314,523	5,564,000	5,564,000	Sewage Treatment - Capital Charge	5,553,500	-
1,324,354	1,332,508	1,391,000	1,391,000	Depreciation	1,400,000	1%
10,085,917	10,239,851	10,649,181	10,649,181	Subtotal operating expenses	10,786,395	1%
(1,964,366)	(1,923,823)	(2,946,381)	(2,946,381)	<b>NET OPERATING INCOME (LOSS)</b>	<b>(2,972,195)</b>	1%
<b>NON-OPERATING ITEMS:</b>						
300,000	300,000	-	-	Interceptor Sewer tax	-	-
6,801	8,926	7,700	7,700	Interest earnings	28,500	270%
404,062	665,805	647,500	647,500	Impact fees	647,000	-
16,295	30,702	20,400	20,400	Other revenues	19,200	(6%)
(64,816)	(56,082)	(48,367)	(48,367)	Interest on long-term debt	(39,614)	(18%)
(110)	(100)	(100)	(100)	Other fiscal charges	(100)	-
(18,000)	(18,000)	(19,200)	(19,200)	Other expense	(18,000)	(6%)
644,232	931,251	607,933	607,933	Subtotal non operating items	636,986	5%
1,202,459	494,525	-	-	Capital contributions	-	-
(117,675)	(498,047)	(2,338,448)	(2,338,448)	<b>NET INCOME</b>	<b>(2,335,209)</b>	-
59,964,931	59,847,256	59,349,209	59,349,209	<b>NET ASSETS, BEGINNING OF YEAR</b>	<b>57,010,761</b>	(4%)
59,847,256	59,349,209	57,010,761	57,010,761	<b>NET ASSETS, END OF YEAR</b>	<b>54,675,552</b>	(4%)

### **BUDGETED FIXED ASSET PURCHASES**

Sanitary sewer relining project - annual rehabilitation

\$ 75,000

### **MISSION:**

To provide for effective and efficient collection and conveyance of wastewater from residential, commercial and industrial customers served by the Utility to area treatment plants located in the Milwaukee Metropolitan Sewerage District, Village of Sussex, and the City of Brookfield. Both the Village of Sussex and the City of Brookfield are Fox River Water Pollution Control Centers.

Continuing infiltration and inflow (I/I) reduction efforts such as re-lining older sewers and manhole rehabilitation.

### **INFRASTRUCTURE:**

Over 200 miles of mains  
11 lift stations

## **FUND 730 (SEWER UTILITY)**

**(continued)**

### **SEWAGE TREATMENT FACILITY -- CAPITAL CHARGES:**

Currently, Village wastewater is treated by three different facilities as follows:

1. Milwaukee Metropolitan Sewage District (MMSD) services the eastern portion of the Village which is in the Menomonee River Watershed.
2. Brookfield Fox River Water Pollution Control Center plant services some southern areas of the Village which lie in the Fox River Watershed.
3. Sussex Fox River Water Pollution Control Center plant services some southern and western areas of the Village which lie in the Fox River Watershed.

Capital charges are passed on to the Village from treatment facilities outside the Village boundaries for construction and maintenance of facilities and additions to increase the capacity (size) of their facility.

Village of Menomonee Falls also purchases flow capacity for the interceptor sewers owned by the Villages of Sussex and Lannon, in addition to the City of Brookfield.

### **SEWAGE TREATMENT -- USER CHARGES:**

User Charges passed on to the Village from treatment facilities outside the Village boundaries for processing and treating the sewage sent to each facility mentioned above.

## FUND 740 (STORM WATER UTILITY)

2014 ACTUAL	2015 ACTUAL	2016 BUDGET	2016 ESTIMATE		2017 BUDGET	% Change
				<b>OPERATING REVENUES</b>		
931,250	931,250	931,250	931,250	RE/Personal property taxes	<b>931,250</b>	-
28,633	40,213	51,000	51,000	Licenses and permits	<b>31,500</b>	(38%)
959,883	971,463	982,250	982,250	<b>Total operating revenues</b>	<b>962,750</b>	(2%)

### OPERATING EXPENSES:

261,403	303,268	281,175	281,175	Salaries/Benefits	<b>284,800</b>	1%
285,066	297,525	253,330	253,330	Wage/Benefit Transfers - DPW	<b>253,330</b>	-
91,003	69,719	148,280	148,280	Other operating expenses	<b>168,630</b>	14%
603,979	612,450	652,000	652,000	Depreciation	<b>660,000</b>	1%
1,241,451	1,282,962	1,334,785	1,334,785	<b>Total operating expenses</b>	<b>1,366,760</b>	2%
(281,568)	(311,499)	(352,535)	(352,535)	<b>NET OPERATING LOSS</b>	<b>(404,010)</b>	15%

### NON-OPERATING ITEMS:

1,708	982	1,000	1,000	Interest earnings	<b>4,000</b>	300%
(3,172)	855	1,050	1,050	Miscellaneous revenues	<b>1,000</b>	(5%)
(854)	(815)	(700)	(700)	Bond expenses	<b>(1,000)</b>	43%
(119,959)	(104,096)	(104,250)	(104,250)	Interest expense	<b>(99,244)</b>	(5%)
(122,277)	(103,074)	(102,900)	(102,900)	Net non-operating items	<b>(95,244)</b>	(7%)

1,433,798	572,176	-	-	Capital contributions	-	-
-----------	---------	---	---	-----------------------	---	---

1,029,953	157,603	(455,435)	(455,435)	<b>NET INCOME (LOSS)</b>	<b>(499,254)</b>	10%
-----------	---------	-----------	-----------	--------------------------	------------------	-----

22,215,087	23,245,040	23,402,643	23,402,643	Net assets, beginning of year	<b>22,947,208</b>
23,245,040	23,402,643	22,947,208	22,947,208	Net assets, end of year	<b>22,447,954</b>

### ITEMS OF NOTE:

Salaries are allocated from the General Fund for various administrative functions, such as finance, tax collection, engineering, communications services, clerk services and general administration.

20% of the Water Utility Superintendent is charged here for operational oversight.

Charges for operational activities by public works employees are recorded in the utility via wage/benefit transfers from the General Fund.

Depreciation on infrastructure is based upon audited cost records.

### RESPONSIBILITIES:

Operation of over 150 miles of storm sewer mains

To maintain and repair all storm sewers and catch basins

To clear storm sewer backups and cut roots in storm sewers

To jet-clean storm sewer lines and vacuum clean catch basins

To locate and adjust catch basins to proper grade before road construction

To televise storm sewers to locate defects in underground storm sewer mains

To locate storm sewers for Diggers Hotline and contractors

To sweep urban streets clean of debris in areas where storm sewer systems are available

To open drainage channels and roadside ditches

Monthly reporting of salt applied to Village streets, alleys and public parking lots

Monitor compliance with the Village's erosion control policies

## **Chapter 7**

# **BUDGET TERMINOLOGY**

## TERMINOLOGY

Accrual Basis	The basis of accounting under which transactions are recognized when they occur, regardless of the timing of related cash flows.
Adopted Budget	The budget amounts as originally approved by the Village Board.
Amended Budget	The adopted budget plus any changes authorized by the Village Board.
Appropriation	The legal authorization to incur financial obligations for goods and services
Assessed valuation	A value set upon real estate and certain personal property by the municipal assessor as a basis for levying property taxes.
Assets	Resources owned or held by a municipality which have monetary value.
Balance Sheet	The basic financial statement which discloses what a government owns (assets), what it owes (liabilities), and its equity (net worth) at a specific point in time
Bond	A written promise to pay (debt) a specific sum of money (principal) at a specified future date (maturity dates), along with periodic interest.
Bond Anticipation Notes	Short-term interest-bearing notes issued by a municipality in anticipation of longer term bonds. Typically issued for construction purposes. The notes are retired from proceeds of the long-term bonds.
Budget	A municipality's plan of financial operations for a given period, including proposed expenditures and a proposed means of financing them.
Budgetary level of control	The level of accounts within the budget for which expenditures may not legally exceed appropriations. The Village's control level is at the fund and function level.
CAFR	Comprehensive Annual Financial Report
Callable Bond	Permits the issuer to pay the obligation before the state maturity date by giving notice of redemption in a manner specified in the bond document.
Capital Outlay	The cost of acquisition of large equipment and/or long-term construction projects
Capital Project	The largely one-time cost for construction, improvement, replacement or renovation of land, structures and equipment
CDA	Community Development Authority
CVMIC	Cities and Villages Mutual Insurance Company
Debt Service	Payment of principal and interest on outstanding debt
Debt Service Fund	A functional accounting element used to record all debt payments except for those accounted for in the Utilities.
Debt Limit	The maximum amount of debt which is legally permitted. Section 67.03(1) of State of Wisconsin Statutes provides that the amount of general obligation indebtedness of a municipality shall not exceed 5% of equalized valuation of the taxable property in the municipality. The Village follows a more conservative internal limit which equates to 60% of the maximum allowed by State Statute.
Depreciation	A portion of the cost of a fixed asset which is charged as an expense during a particular period. Depreciation expense is intended to match the useful life of an asset to its value to operations. Depreciation is recorded in the utilities. Fixed assets and their related depreciation is recorded for governmental funds only at the government-wide level of the financial statements.
Encumbrances	Commitments related to unperformed contracts for goods and services. A purchase order is the most common form of encumbrance.
Enterprise Funds	Used to account for operations that are financed and operated in a manner similar to a private business enterprise. The Village operates the Water, Sewer and Storm Water utilities as Enterprise Funds so that the costs of providing goods and services to the general public on a continuing basis are recovered primarily through user charges. The Storm Water Utility is funded primarily through property taxes.
Equalized Value	A full value determination set upon real estate and personal property by the Wisconsin Department of Revenue. Used as a basis for apportionment of tax levies and allocation of state aids.
Expenditures	Decreases in the financial resources of governmental funds.
Expenses	Decreases in the financial resources of enterprise funds (utilities).
Fiscal Period	Any period at the end of which the municipality determines its financial position and the results of operations. The Village's fiscal period is a calendar year, January 1 to December 31.
Fixed Assets	Assets of a long-term nature such as land, buildings and equipment.

## TERMINOLOGY

Function	A reporting unit within a Fund. The function represents the Village's budgetary level of control. An example of a function is Public Safety within the General Fund. Appropriations and amendments for a function require approval by the Village Board.
Fund	A fiscal and accounting entity with a self-balancing set of accounts. Examples are the General Operating and Capital Projects Funds
Fund Balance	The fund equity of a governmental fund derived from the excess of assets and resources over liabilities.
GAAP	Generally Accepted Accounting Principles: Standards for financial accounting and reporting
General Fund	The fund used to account for all financial transactions except for those required to be recorded in another fund.
General Obligation Debt	Debt issues, the payment of which is backed by the full faith and credit of the issuing municipality. This type of debt counts against the Village's debt limit.
Infrastructure Assets	Roads, streets, bridges, curb and gutter, sidewalks, drainage systems, and lighting systems installed for the common good of the public.
Levy	(Verb) To impose taxes, special assessments, or service charges for the support of municipal activities. (Noun) The total amount of taxes, special assessments, or service charges imposed.
Liabilities	Debt or other legal obligations arising out of transactions in the past which must be liquidated, renewed, or refunded at some future date.
Modifies Accrual Basis	The accrual basis of accounting adapted to the government fund type spending measurement focus. Revenues are recognized when they become both "measurable and available" to finance expenditures of the current period. Expenditures are recognized when the goods and services are performed or delivered.
Pay-As-You-Go	A term used to describe the financial policy of a municipality which finances all of its capital outlay from current revenues rather than by issuing debt.
Public Service Commission	PSC: A state utility regulating body, through which accounting and reporting requirements are imposed and rate increases for the Water Utility are approved.
Refunding Bonds	Debt issued to retire (pay-off) bonds already outstanding.
Reserve	An account used to earmark a portion of fund equity as segregated for a specific use.
Revenue Bonds	Bonds whose principal and interest are payable exclusively from earnings of the Enterprise Fund. In addition to a pledge of revenues, such bonds sometimes contain a mortgage on the Enterprise Fund's property (Mortgage Revenue Bonds).
Revenues	Financial resources of governmental and enterprise funds used for operations.
Risk Management Fund	A fund established to record the Village's property insurance payments and self-insurance reserve balance.
Sewer Utility	An enterprise fund established in 1990 to record all transactions relating to providing sanitary sewerage treatment, transmission, operations, maintenance and billing to Village sewer customers.
Shared revenue	Revenues levied by one government but shared on a predetermined basis, often in proportion to the amount collected at the local level.
Special Assessment	A compulsory levy made against certain properties to defray part of all of the cost of an improvement or service deemed to primarily benefit specific properties
Special Assessment Bonds	Bonds payable from the proceeds of special assessments. The special assessments must be levied before borrowing for these bonds can take place, which means that the property owner is billed before the construction has started.
Special Revenue Fund	A fund used to account for the proceeds of specific revenue sources (other than special assessments, expendable trusts, or capital projects). Revenues are typically restricted for special purposes.
Storm Water Utility	An Enterprise Fund containing all financial transaction dedicated to storm water management. The Storm Water Utility is funded primarily by property taxes.
Tax Levy	The total amount to be raised by general property taxes for the purposes stated in the budget. Property taxes are levied in the current year for subsequent year appropriations. For example, taxes levied in December 2010 would be used in 2011. In this example, taxes are based upon the assessed valuation as of January 1, 2010.
Tax Rate	The amount of tax stated in terms of a unit of the tax base (dollars per 1,000 of assessed valuation). Due to changes in the total assessed valuation of the Village, the percentages in the tax levy and the tax rate will not be the same.

## TERMINOLOGY

Taxes	Compulsory charges levied by a government for the purpose of financing services performed for the common benefit.
Tax Incremental Financing District	(TID) A contiguous geographic area within the Village defined and created by resolution of the local legislative body, consisting solely of whole unit of property as assessed for general property tax purposes.
Tax Increment	The tax value on the equalized valuation in excess of the base amount established the year the TID district was created.
Tourism Commission	On April 4, 2016 the Village Board approved an ordinance creating a new Tourism Commission to oversee spending of the Hotel-Motel tax collected.
Water Utility	An enterprise fund containing all transactions relating to providing water pumping, transmission, treatment, operations, maintenance and billing to Village water customers.
Working Capital	Another term for the unreserved fund balance of the General Fund. The Village attempts to maintain a working capital balance equal to three months of general operating expenditures.



## **Chapter 8**

# **DETAILED BUDGET WORKSHEETS**

**Village of Menomonee Falls  
100-000 (Revenues)  
As of September 30, 2016**

	2012 Actual	2013 Actual	2014 Actual	2015 Actual	2016 Thru Sep	2016 Budget	2017 Budget
<b>RE10 (Property Taxes)</b>							
7000-0000 RE/PP Taxes	18,735,435	18,947,322	19,220,093	17,071,346	17,612,240	17,612,240	17,999,639
<b>RE20 (Other Taxes)</b>							
7001-0000 Agri Use Value Penalty	-	-	-	18,629	18,081	-	18,000
7003-0000 Omitted Taxes	167	964	328	10,837	34,284	-	-
7010-0000 Del.PP Tax Prior Years	1,347	131	559	-	-	1,500	-
7012-0000 Int-Delinquent Taxes	2,950	8,684	6,768	7,106	3,208	6,000	6,000
7020-0000 Trailer Tax-Memo Fls Dist	10,051	8,932	8,932	3,947	3,001	9,000	9,000
7030-0000 Hotel/Motel Tax	136,331	161,753	204,205	228,036	112,697	200,000	245,000
7692-0000 PILOT on Exempt Property	-	-	-	-	2,055	-	1,000
7050-0000 Fire Insurance Taxes	144,981	144,168	161,744	159,595	167,682	160,000	160,000
	295,827	324,632	382,536	428,150	341,008	376,500	439,000
<b>RE40 (Intergovernmental)</b>							
7100-0000 Shared Revenues	442,173	454,116	459,804	458,920	147,523	457,362	453,000
7100-0001 Computer Aid	356,801	306,222	267,305	215,956	196,661	196,661	193,695
7101-0000 Ex.Restrict	33,560	46,912	102,180	159,606	-	58,918	-
7103-0000 Grant Revenues	-	-	-	7,000	-	-	-
7110-0000 Managed Forest Land (MFL)	79	66	79	71	74	75	75
7130-0000 Grants - Police	13,500	35,527	21,378	21,680	15,089	20,000	20,000
7130-0000 Grants - Fire	-	-	2,232	2,000	3,415	-	-
7140-0000 Fire Aids	186	-	-	-	-	-	-
7120-0000 Connect.St/Hwy Aids	186,288	211,841	212,274	213,705	159,814	154,682	155,000
7122-0000 Transportation Aids	1,559,729	1,533,715	1,534,049	1,660,831	1,238,971	1,652,771	1,838,000
7125-0000 Road Aids (Fed LRIP)	-	-	-	178,877	-	-	-
7103-0000 Grant Revenue	-	-	-	-	2,000	-	-
	2,592,316	2,588,399	2,599,301	2,918,646	1,763,547	2,540,469	2,659,770
<b>RE50 (Licenses And Permits)</b>							
7200-0000 Liquor/Malt Licenses	31,070	31,070	30,998	34,205	55,460	30,000	30,000
7202-0000 Operator Licenses	17,907	16,505	17,434	19,819	16,033	16,000	16,000
7204-0000 Cigarette License	3,600	3,400	3,200	3,100	2,900	3,500	3,500
7206-0000 Dog Lic-VMF Share	12,451	6,080	7,431	6,332	4,149	5,000	6,000
7214-0000 Theater Licenses	250	-	250	250	-	250	250
7218-0000 Trailer Park Licenses	-	100	100	100	-	100	100
7220-0000 Taxi/Auct/Misc.Licenses	1,906	1,829	1,544	1,837	2,095	1,500	1,600
7222-0000 Amusement Device Licenses	6,500	7,275	6,875	6,525	7,550	6,900	6,900
7258-0000 Dance Permits	4,100	4,525	4,025	4,025	4,325	4,000	4,000
7266-0000 Itinerant Peddlers Licens	900	2,100	1,000	750	550	900	800
7272-0000 Park Use Permits	33,038	26,555	28,360	28,541	29,885	30,000	28,000
7278-0000 Block Party Permits	150	225	175	125	150	150	150
7268-0000 Parking Permits	6,284	6,032	8,578	9,390	8,164	7,000	7,000
7276-0000 Alarm Permits	13,780	13,595	13,650	13,595	13,585	13,500	13,500
7216-0000 Electrical Contractor License	10,225	600	-	-	-	-	-
7250-0000 Building Permits	304,823	329,488	490,289	672,897	573,125	741,000	585,000
7252-0000 Electrical Permits	89,805	87,536	95,366	138,506	117,499	130,000	115,000
7254-0000 Plumbing Permits	69,313	79,972	87,086	144,822	99,601	145,000	105,000
7256-0000 Heating Permits	73,572	71,255	84,127	123,050	75,207	113,000	100,000
7260-0000 Curb Cuts	1,940	1,770	1,580	3,600	2,880	2,000	2,000
7262-0000 Street Excavation	900	900	1,600	1,300	2,500	1,000	1,100
7264-0000 Sign Permits	15,600	17,325	14,225	16,800	15,625	14,000	15,000
7270-0000 Occupancy Permits	18,175	13,725	26,125	43,625	32,000	25,000	25,000
7496-0000 Zoning Permit	3,800	7,365	15,200	16,158	11,489	10,000	12,000
7497-0000 Outdoor Cafe Permit	-	-	-	676	847	700	700
	720,089	729,227	939,218	1,290,028	1,075,619	1,300,500	1,078,600
<b>RE60 (Fines And Penalties)</b>							
7300-0000 Court Receipts	-	-	-	-	289,466	-	550,000
7300-0001 Court Fines	413,701	482,059	330,846	334,575	79,329	300,000	-
7300-0002 Court Costs-Local	151,304	171,045	140,478	159,820	35,130	150,000	-
7303-0000 Weight Restrictions	-	-	-	15	-	-	-
7310-0000 Parking Violations	55,688	55,449	55,083	59,302	52,790	50,000	55,000
7320-0000 Impounded Dogs	-	4,105	4,052	4,448	4,363	4,000	4,000
7330-0000 False Alarms Penalties	10,425	11,753	12,904	14,068	10,318	10,000	11,000

**Village of Menomonee Falls  
100-000 (Revenues)  
As of September 30, 2016**

	2012 Actual	2013 Actual	2014 Actual	2015 Actual	2016 Thru Sep	2016 Budget	2017 Budget
7422-0006 Court Admin Fee	1,243	312	125	-	-	-	-
7422-0008 Blood Analysis Fee	-	-	-	-	980	2,500	1,200
7422-0010 Warrant fees	624	2,482	2,057	1,980	1,164	1,500	1,500
7330-0000 False Alarms Penalties	-	-	-	535	-	-	-
	<u>632,985</u>	<u>727,205</u>	<u>545,545</u>	<u>574,743</u>	<u>473,540</u>	<u>518,000</u>	<u>622,700</u>
<b>RE70 (Public Charge For Service)</b>							
7400-0000 Acctg Serv Fee	187	-	-	(150)	-	-	-
7490-0000 Matl.Sales&Services	4,290	4,583	6,178	6,789	5,741	5,000	5,000
7494-0000 IRB Fee	500	500	-	500	-	500	500
7499-0000 Open Records Request	193	254	141	760	93	300	300
7420-0000 Accident&Theft Reports	4,227	3,529	5,787	3,819	3,063	4,000	4,000
7421-2000 Tax Ref Intercept	-	-	50	-	-	-	-
7421-3000 School Liaison Officer	121,301	120,318	123,068	122,434	63,541	120,000	120,000
7422-0000 Misc PD Revenues	(58)	399	161	261	437	150	200
7422-0001 Fingerprints	3,530	2,520	3,130	2,330	1,625	2,500	2,500
7422-0002 Notaries	-	-	4	-	-	-	-
7422-0003 Terms (Court Ordered)	14,433	12,988	10,260	10,477	1,476	12,000	-
7740-0000 Hunting Processing Chg	1,428	1,516	700	540	205	700	700
7435-0000 Ambulance Fees	1,032,197	1,053,290	1,217,974	1,290,624	1,107,804	1,200,000	1,430,000
7435-0001 Ambul-Non Collecctible	(96,254)	(115,040)	(144,238)	(123,772)	(67,655)	(65,000)	(125,000)
7435-0002 Ambulance Refunds	(245)	(10,324)	(399)	-	-	-	-
7435-0003 Ambul-Insur. Adjust	(263,907)	(248,479)	(298,375)	(358,048)	(332,797)	(300,000)	(300,000)
7330-0001 FD Plan Review fees	18,720	15,714	13,785	17,211	10,869	14,000	14,000
7436-0000 Fire Fighting Charges/Reimbur	4,568	5,000	845	-	-	1,000	1,000
7436-0005 Contracted Fire Dept Services	-	-	-	219,732	95,598	185,000	198,399
7411-0000 Weed Cut Repayments	1,427	4,813	5,832	2,426	(341)	5,500	4,000
7412-0000 Weed Cut Admin. Fees	350	1,200	1,150	900	(100)	500	500
7115-0000 Lannon-Snow Services	14,618	19,252	30,491	8,882	3,843	15,000	15,000
7440-0000 DPW Matl. Sales	-	-	-	26	-	-	-
7441-0000 DPW Labor	10,702	22,102	12,788	(10,703)	10,860	6,000	10,000
7461-0000 Park Vandalism Restitution	-	204	-	-	-	-	-
7490-0000 Matl.Sales&Services	100	400	250	50	50	-	-
7493-0000 House Numbers	866	912	879	1,602	1,595	1,000	1,000
7738-0000 Certif Commty Review Fee	3,604	2,518	2,760	3,378	2,205	3,000	3,000
7492-0000 Map & Plat Sales	161	204	94	35	21	100	100
7495-0000 OVC Application Fee	200	1,000	-	2,000	-	1,000	1,000
7735-0000 Special Appearance	5,850	6,550	5,950	3,750	2,400	4,000	4,000
7736-0000 Subdivision Review Fees	3,300	20,950	10,200	6,550	3,700	8,000	7,000
7737-0000 Project Review Fees	7,950	18,238	20,748	10,750	8,625	15,000	15,000
	<u>894,238</u>	<u>945,111</u>	<u>1,030,213</u>	<u>1,223,153</u>	<u>922,858</u>	<u>1,239,250</u>	<u>1,412,199</u>
<b>RE80 (Interest Income)</b>							
7600-0000 Interest-State Pool	37,821	26,211	22,408	21,560	44,318	25,000	70,000
7600-0206 Interest on Advance - EDMF	-	-	-	-	40	-	-
7600-0618 Interest on Advance - TID #6	65,984	77,971	14,957	15,675	-	16,000	24,000
7600-0619 Interest on Advance - TID #7	21,709	12,826	2,470	2,588	-	2,600	4,000
7600-0620 Interest on Advance - TID #8	98,957	94,373	-	-	-	-	-
7600-0621 Interest on Advance - TID #9	3,300	6,798	1,309	1,372	-	1,400	2,000
7600-0632 Interest on Advance to TID #12	-	-	9	113	-	100	200
7600-0740 Interest on Advance - Strm Wtr	13,187	8,746	4,076	-	-	-	-
7600-0900 Interest Earnings - Other	-	-	-	20,561	15,880	-	20,000
7610-0000 Int-Past Due Invoices	960	1,169	758	4,753	2,809	-	1,000
	<u>241,918</u>	<u>228,094</u>	<u>45,987</u>	<u>66,622</u>	<u>63,047</u>	<u>45,100</u>	<u>121,200</u>
<b>RE85 (Miscellaneous)</b>							
7422-0011 Deposit Over/Under	-	3	-	(22)	(99)	-	-
7700-0000 Misc Revenue	539	13,976	44,482	21,119	5,078	1,000	1,000
7705-0000 Misc Donations	-	-	-	735	-	-	-
7707-0000 Meno Falls School Dist Rental	32,780	30,048	32,780	32,780	27,317	32,780	32,780
7710-0000 Cable TV Revenues	327,404	303,885	251,190	242,066	296,810	475,000	425,000
7712-0000 Property Rental	2,040	6,000	6,150	6,304	6,189	6,150	6,600
7713-0000 Tower Lease Agreements	32,099	33,292	34,530	47,814	61,627	36,700	51,000
7713-0010 Soda Agreement	2,825	2,952	1,991	1,872	1,993	2,500	2,500
7714-0000 AT&T Franchise Fee	93,863	154,488	156,703	195,944	-	-	-

**Village of Menomonee Falls  
100-000 (Revenues)  
As of September 30, 2016**

	2012 <u>Actual</u>	2013 <u>Actual</u>	2014 <u>Actual</u>	2015 <u>Actual</u>	2016 <u>Thru Sep</u>	2016 <u>Budget</u>	2017 <u>Budget</u>
7720-0000 Sale Of VMF Property	-	-	-	6,848,292	312,116	-	-
7750-0000 Misc Rentals	4,725	3,649	4,725	3,881	4,395	4,725	4,725
7422-0011 Deposit Over/Under	(90)	23	114	-	-	-	-
7705-0000 Misc Police Donations	-	-	-	105	-	-	-
7705-0000 Misc EMS Donations	-	-	-	-	8,000	-	-
7725-0000 Scrap Metal Sales	210	148	-	-	-	-	-
7725-0000 Scrap Metal Sales	5,115	3,120	4,728	2,657	1,337	3,000	3,000
7726-0000 Scrap Oil Sales	23,440	14,760	18,967	1,610	-	10,000	-
7700-0000 Misc Revenue	-	6,000	-	-	-	-	-
7730-0000 Publication Fees	40,690	31,110	29,920	35,840	14,710	32,124	30,307
5100-0000 Proceeds-Bond Issue	-	-	223,622	-	-	-	-
	<u>565,640</u>	<u>603,454</u>	<u>809,902</u>	<u>7,440,997</u>	<u>739,473</u>	<u>603,979</u>	<u>556,912</u>
<u>RE92 (Transfers In)</u>							
7801-0200 Tfr from SR	524,662	-	-	-	-	-	-
7801-0500 Tfr from Debt Service	-	4,518	3,636	3,559	-	-	-
7801-0605 Tfr from Muni Fac	-	290,000	-	-	-	-	-
7801-0610 Tfr from CP	16,623	18,011	-	-	-	-	-
	<u>541,285</u>	<u>312,529</u>	<u>3,636</u>	<u>3,559</u>	<u>-</u>	<u>-</u>	<u>-</u>
<u>RE96 (Charges To Water Utility)</u>							
7690-0000 WU Taxes To GF	1,292,036	1,393,941	1,259,422	1,290,385	997,497	1,330,000	1,370,000
	<u><u>26,511,769</u></u>	<u><u>26,799,914</u></u>	<u><u>26,835,853</u></u>	<u><u>32,307,629</u></u>	<u><u>23,988,829</u></u>	<u><u>25,566,038</u></u>	<u><u>26,260,020</u></u>

**Village of Menomonee Falls  
100-100 (Village Board)  
As of September 30, 2016**

	2012 Actual	2013 Actual	2014 Actual	2015 Actual	2016 Thru Sep	2016 Budget	2017 Budget
<u>EX10 (Salaries &amp; Wages)</u>							
8000-0000 Salaries	40,654	39,978	39,089	38,061	28,973	40,500	40,500
<u>EX20 (Fringe Benefits)</u>							
8010-0000 FICA	3,109	3,058	2,990	2,912	2,217	3,100	3,100
8016-0000 Worker's Comp Insurance	102	130	96	52	66	75	65
	<u>3,211</u>	<u>3,188</u>	<u>3,086</u>	<u>2,964</u>	<u>2,283</u>	<u>3,175</u>	<u>3,165</u>
<u>EX30 (Employee Training/Expense)</u>							
8070-0000 Training & Education	-	-	265	-	-	-	-
8088-0000 Relations/Recognition	-	199	-	-	-	-	-
	<u>-</u>	<u>199</u>	<u>265</u>	<u>-</u>	<u>-</u>	<u>-</u>	<u>-</u>
<u>EX40 (Materials And Supplies)</u>							
8100-0010 Postage/Shipping	-	58	-	-	-	-	-
<u>EX60 (Contractual Services)</u>							
8071-0000 Strategic Planning	-	-	-	-	9,427	-	-
<u>EX70 (Other Operating)</u>							
8490-0000 VB general expense	1,777	2,901	4,529	3,968	1,687	4,000	4,000
	<u>45,642</u>	<u>46,324</u>	<u>46,969</u>	<u>44,993</u>	<u>42,370</u>	<u>47,675</u>	<u>47,665</u>

**Village of Menomonee Falls  
100-110 (Village Manager)  
As of September 30, 2016**

	2012 Actual	2013 Actual	2014 Actual	2015 Actual	2016 Thru Sep	2016 Budget	2017 Budget
<b>EX10 (Salaries &amp; Wages)</b>							
8000-0000 Salaries	96,731	113,693	88,638	92,460	69,928	99,525	99,700
8001-2000 Vacation Payout	-	-	-	1,880	4,793	-	-
	<u>96,731</u>	<u>113,693</u>	<u>88,638</u>	<u>94,340</u>	<u>74,721</u>	<u>99,525</u>	<u>99,700</u>
<b>EX20 (Fringe Benefits)</b>							
8010-0000 FICA	5,550	5,515	5,926	5,851	5,302	7,625	7,625
8011-0000 Pension-VMF	5,720	6,532	7,235	6,923	4,805	6,575	6,775
8013-0000 Health Insurance	11,051	10,953	11,711	12,351	8,783	12,200	11,700
8014-0000 Dental Insurance	1,333	1,414	1,538	1,674	1,293	1,675	700
8015-0000 Life Insurance	412	548	564	574	435	550	700
8016-0000 Worker's Comp Insurance	705	303	220	132	169	200	175
8030-0615 Wage/Benefit transfer TID 4	(5,763)	(5,763)	(5,065)	(4,864)	(3,577)	(4,769)	(4,778)
8030-0616 Wage/Benefit transfer TID 5	(5,763)	(5,763)	(5,065)	(4,864)	(3,577)	(4,769)	(4,778)
8030-0618 Wage/Bene TID 6 Transfers	(11,526)	(11,526)	(10,130)	(9,728)	(7,153)	(9,538)	(9,556)
8030-0619 Wage/benefit transfer TID 7	(5,763)	(5,763)	(5,065)	(4,864)	(3,577)	(4,769)	(4,778)
8030-0620 Wage/benefit transfers TID 8	(11,526)	(11,526)	(10,130)	(9,728)	(7,153)	(9,538)	(9,556)
8030-0621 Wage/benefit transfers TID 9	(11,526)	(11,526)	(10,130)	(4,864)	(7,153)	(9,538)	(9,556)
8030-0630 Wage/Benefit Transfer to TID #	(11,526)	(11,526)	(10,130)	(9,728)	(7,153)	(9,538)	(9,556)
8030-0631 Wage/Benefit Transfer to TID #	(5,763)	(5,763)	(5,065)	(4,864)	(3,577)	(4,769)	(4,778)
8030-0632 Wage/Benefit Transfer to TID #	-	-	-	(9,728)	(3,577)	(4,769)	(4,778)
	<u>(44,385)</u>	<u>(43,891)</u>	<u>(33,586)</u>	<u>(35,727)</u>	<u>(25,710)</u>	<u>(33,172)</u>	<u>(34,439)</u>
<b>EX30 (Employee Training/Expense)</b>							
8070-0000 Training & Education	80	-	-	-	-	1,000	1,000
8080-0000 Travel Expenses	119	-	-	38	-	500	500
	<u>199</u>	<u>-</u>	<u>-</u>	<u>38</u>	<u>-</u>	<u>1,500</u>	<u>1,500</u>
<b>EX40 (Materials And Supplies)</b>							
8100-0000 Office Supplies	1,491	1,917	1,781	1,910	1,617	3,275	3,275
8100-0010 Postage/Shipping	-	-	21	-	61	-	-
8100-0210 Membership/Publications	3,514	-	1,014	1,039	1,034	2,000	2,000
8170-4000 Gas & Diesel Fuel	743	765	909	666	291	750	750
	<u>5,748</u>	<u>2,682</u>	<u>3,725</u>	<u>3,615</u>	<u>3,003</u>	<u>6,025</u>	<u>6,025</u>
<b>EX44 (Repair/Maintenance)</b>							
8162-4000 RM-Vehicles	863	343	807	399	53	1,000	1,000
<b>EX70 (Other Operating)</b>							
8490-0000 General expenses	-	214	60	24	-	-	-
	<u>59,156</u>	<u>73,041</u>	<u>59,644</u>	<u>62,689</u>	<u>52,067</u>	<u>74,878</u>	<u>73,786</u>

**Village of Menomonee Falls  
100-111 (Clerk Services)  
As of September 30, 2016**

	2012 Actual	2013 Actual	2014 Actual	2015 Actual	2016 Thru Sep	2016 Budget	2017 Budget
<b><u>EX10 (Salaries &amp; Wages)</u></b>							
8000-0000 Salaries	225,774	252,473	253,931	218,968	164,118	214,925	252,050
8001-0000 Overtime	803	-	843	190	1,463	1,500	1,525
8001-2000 Vacation Payout	-	-	-	1,676	2,250	-	-
8002-0000 Part Time Wages	48,970	51,355	53,508	66,651	42,312	66,850	39,900
8003-1110 Election Workers Wages	108,301	26,317	55,502	28,649	50,318	108,000	30,000
8008-0000 Retirement/Severance	-	-	-	277	-	-	-
	<u>383,848</u>	<u>330,145</u>	<u>363,784</u>	<u>316,411</u>	<u>260,461</u>	<u>391,275</u>	<u>323,475</u>
<b><u>EX20 (Fringe Benefits)</u></b>							
8010-0000 FICA	21,086	22,798	22,932	21,994	15,340	21,675	22,450
8011-0000 Pension-VMF	15,998	19,137	20,191	19,320	13,129	17,925	19,150
8013-0000 Health Insurance	67,854	59,477	52,703	51,189	50,547	47,225	77,225
8014-0000 Dental Insurance	3,771	3,303	2,711	2,504	2,767	2,525	4,250
8015-0000 Life Insurance	1,017	1,051	974	1,195	971	1,375	1,350
8016-0000 Worker's Comp Insurance	811	818	865	466	664	750	550
	<u>110,537</u>	<u>106,584</u>	<u>100,376</u>	<u>96,668</u>	<u>83,418</u>	<u>91,475</u>	<u>124,975</u>
<b><u>EX30 (Employee Training/Expense)</u></b>							
8070-0000 Training & Education	939	3,318	2,508	2,596	2,057	3,000	3,000
8080-0000 Travel Expenses	1,226	1,576	1,441	2,756	2,259	1,500	1,500
8100-0200 Dues & Subscriptions	721	10,247	10,145	10,428	10,340	11,000	11,000
	<u>2,886</u>	<u>15,141</u>	<u>14,094</u>	<u>15,780</u>	<u>14,656</u>	<u>15,500</u>	<u>15,500</u>
<b><u>EX40 (Materials And Supplies)</u></b>							
8100-0000 Office Supplies	2,293	1,867	2,607	2,142	3,153	2,000	2,500
8100-0010 Postage/Shipping	55,714	31,094	18,674	11,931	19,063	32,000	31,000
8100-0110 Elect Expenses	49,430	24,486	30,285	16,238	18,166	37,000	20,000
8100-0220 Notices & Publications	2,351	1,013	705	746	-	-	-
8100-0230 Records Search	4,162	4,553	4,837	4,963	3,304	4,000	4,000
	<u>113,950</u>	<u>63,013</u>	<u>57,108</u>	<u>36,020</u>	<u>43,686</u>	<u>75,000</u>	<u>57,500</u>
<b><u>EX47 (Property &amp; Equipment)</u></b>							
8190-9000 Revolving Loan Fund Payment	7,800	7,800	7,800	7,800	-	-	-
<b><u>EX60 (Contractual Services)</u></b>							
8300-1300 Tax Collections	34,715	32,602	36,449	36,290	33,039	36,500	37,700
8300-1301 Property List	11,744	11,788	11,854	11,878	-	12,000	12,000
8300-1304 Muni Code Supplements	11,032	5,480	9,495	9,700	11,730	7,000	7,000
	<u>57,491</u>	<u>49,870</u>	<u>57,798</u>	<u>57,868</u>	<u>44,769</u>	<u>55,500</u>	<u>56,700</u>
<b><u>EX70 (Other Operating)</u></b>							
8440-0000 Erroneous Taxes	14,581	14,915	19	105	-	1,000	1,000
8440-2000 Collection Fees	15,832	8,350	7,859	7,575	4,397	7,000	7,000
8440-7010 Uncoll.Del.PP Taxes	2,105	14,576	8,595	5,421	-	3,000	3,000
8441-0000 Trailer Payments -Schools	3,610	2,991	3,186	-	324	4,000	4,000
	<u>36,128</u>	<u>40,832</u>	<u>19,659</u>	<u>13,101</u>	<u>4,721</u>	<u>15,000</u>	<u>15,000</u>
	<u>712,640</u>	<u>613,385</u>	<u>620,619</u>	<u>543,648</u>	<u>451,711</u>	<u>643,750</u>	<u>593,150</u>

**Village of Menomonee Falls  
100-120 (Human Resources)  
As of September 30, 2016**

	2012 Actual	2013 Actual	2014 Actual	2015 Actual	2016 Thru Sep	2016 Budget	2017 Budget
<b><u>EX10 (Salaries &amp; Wages)</u></b>							
8000-0000 Salaries	46,262	46,818	48,393	45,438	34,822	48,700	49,675
8001-2000 Vacation Payout	-	-	-	826	-	-	-
8002-0000 Part Time Wages	-	7,370	13,475	15,173	10,500	11,925	12,150
	<u>46,262</u>	<u>54,188</u>	<u>61,868</u>	<u>61,437</u>	<u>45,322</u>	<u>60,625</u>	<u>61,825</u>
<b><u>EX20 (Fringe Benefits)</u></b>							
8010-0000 FICA	3,313	3,923	4,497	4,693	3,300	4,625	4,725
8011-0000 Pension-VMF	2,719	3,584	4,311	4,344	2,991	4,000	4,200
8013-0000 Health Insurance	13,427	13,308	14,229	15,007	10,672	14,375	14,475
8014-0000 Dental Insurance	747	747	747	747	588	775	800
8015-0000 Life Insurance	55	69	93	121	98	125	125
8016-0000 Worker's Comp Insurance	159	128	135	75	104	125	100
	<u>20,420</u>	<u>21,759</u>	<u>24,012</u>	<u>24,987</u>	<u>17,753</u>	<u>24,025</u>	<u>24,425</u>
<b><u>EX30 (Employee Training/Expense)</u></b>							
8070-0000 Training & Education	-	-	-	-	-	100	100
8075-0000 Recruitment & Personnel	1,834	1,887	1,413	1,470	934	2,500	2,000
8076-0000 Employee Exams/Evaluations	1,930	5,923	6,027	3,350	2,061	4,000	3,500
8080-0000 Travel Expenses	-	-	-	-	-	100	100
8088-0000 Relations/Recognition	2,205	3,543	2,085	1,289	1,494	3,000	3,000
8089-0000 Employee Assist.Program	5,250	5,250	6,111	6,148	4,888	6,800	6,800
	<u>11,219</u>	<u>16,603</u>	<u>15,636</u>	<u>12,257</u>	<u>9,377</u>	<u>16,500</u>	<u>15,500</u>
<b><u>EX40 (Materials And Supplies)</u></b>							
8100-0210 Membership/Publications	30	30	30	30	30	30	30
<b><u>EX60 (Contractual Services)</u></b>							
8310-1303 Outplacement Services	9,000	-	-	-	-	-	-
	<u>86,931</u>	<u>92,580</u>	<u>101,546</u>	<u>98,711</u>	<u>72,482</u>	<u>101,180</u>	<u>101,780</u>



**Village of Menomonee Falls  
100-130 (Assessing)  
As of September 30, 2016**

	2012 Actual	2013 Actual	2014 Actual	2015 Actual	2016 Thru Sep	2016 Budget	2017 Budget
<u>EX40 (Materials And Supplies)</u>							
8100-0000 Office Supplies	258	341	101	-	-	200	200
<u>EX60 (Contractual Services)</u>							
8300-1301 County Tax List	11,744	11,788	11,854	11,878	-	12,000	12,000
8300-1305 DOR Manufactg Assessmt	25,351	-	23,502	48,591	-	25,000	25,000
8310-1302 CLT-Support	249,500	249,500	144,000	144,000	114,000	146,000	146,000
	286,595	261,288	179,356	204,469	114,000	183,000	183,000
	<u>286,853</u>	<u>261,629</u>	<u>179,457</u>	<u>204,469</u>	<u>114,000</u>	<u>183,200</u>	<u>183,200</u>

**Village of Menomonee Falls  
100-150 (Building Maintenance)  
As of September 30, 2016**

	2012 Actual	2013 Actual	2014 Actual	2015 Actual	2016 Thru Sep	2016 Budget	2017 Budget
<b><u>EX10 (Salaries &amp; Wages)</u></b>							
8000-0000 Salaries	93,174	84,550	76,031	67,239	26,246	36,275	37,900
8001-0000 Overtime	739	-	3	-	-	-	-
8001-2000 Vacation Payout	-	-	-	-	270	-	-
8002-0000 Part Time Wages	30,864	33,914	23,262	13,683	13,999	19,450	19,850
8004-0000 Temporary Help	2,527	-	-	-	-	-	-
8008-0000 Retirement/Severance	-	-	20,401	-	14,497	15,300	-
	<u>127,304</u>	<u>118,464</u>	<u>119,697</u>	<u>80,922</u>	<u>55,012</u>	<u>71,025</u>	<u>57,750</u>
<b><u>EX20 (Fringe Benefits)</u></b>							
8010-0000 FICA	9,042	8,860	9,353	6,531	3,582	5,425	4,425
8011-0000 Pension-VMF	6,548	7,924	7,440	5,758	2,673	4,700	3,925
8013-0000 Health Insurance	26,341	27,567	29,874	31,085	9,867	13,775	12,425
8013-0020 Health Ins Retiree	-	-	-	7,932	-	-	-
8014-0000 Dental Insurance	1,443	1,547	1,568	1,547	543	750	700
8014-0010 Dental Ins Retiree	-	-	-	373	-	-	-
8015-0000 Life Insurance	656	753	586	367	120	175	225
8016-0000 Worker's Comp Insurance	7,127	6,244	6,510	2,562	2,962	3,325	2,575
	<u>51,157</u>	<u>52,895</u>	<u>55,331</u>	<u>56,155</u>	<u>19,747</u>	<u>28,150</u>	<u>24,275</u>
<b><u>EX30 (Employee Training/Expense)</u></b>							
8070-0000 Training & Education	-	196	-	145	149	1,000	1,000
<b><u>EX40 (Materials And Supplies)</u></b>							
8100-0020 Paper/Printing	24,954	9,852	8,483	17,344	3,349	14,000	8,000
8110-0000 Department Supplies	56	399	710	1,637	987	1,000	1,500
8110-0100 Small Equip./Tools	430	189	181	43	-	200	200
8110-1501 Custodial Supplies	7,505	11,099	12,118	11,873	4,944	12,500	10,000
	<u>32,945</u>	<u>21,539</u>	<u>21,492</u>	<u>30,897</u>	<u>9,280</u>	<u>27,700</u>	<u>19,700</u>
<b><u>EX44 (Repair/Maintenance)</u></b>							
8162-2000 RM-Building & Grounds	33,316	28,304	29,838	43,371	19,031	30,000	30,000
8162-4000 RM-Vehicles	627	-	-	-	62	-	-
	<u>33,943</u>	<u>28,304</u>	<u>29,838</u>	<u>43,371</u>	<u>19,093</u>	<u>30,000</u>	<u>30,000</u>
<b><u>EX50 (Utilities)</u></b>							
8200-0010 Light/Power	127,175	118,773	125,940	122,734	84,161	125,000	125,000
8200-0020 Heat (Gas & Oil)	36,812	39,300	42,479	23,142	16,613	50,000	40,000
8200-0030 Water/Sewer VMF	6,854	6,260	6,636	6,725	3,298	7,000	7,000
	<u>170,841</u>	<u>164,333</u>	<u>175,055</u>	<u>152,601</u>	<u>104,072</u>	<u>182,000</u>	<u>172,000</u>
<b><u>EX51 (DPW Activities)</u></b>							
8110-4100 Abandoned Haz.Mat.Disposl	265	-	-	-	-	-	-
<b><u>EX60 (Contractual Services)</u></b>							
8300-0000 Contracts	38,322	36,090	14,900	29,204	15,475	35,000	38,500
8300-1501 Mechanicals Contract	12,396	14,513	16,787	9,067	2,102	13,500	14,700
8300-1502 Custodial Contract	576	5,558	9,238	20,110	17,575	27,000	27,000
	<u>51,294</u>	<u>56,161</u>	<u>40,925</u>	<u>58,381</u>	<u>35,152</u>	<u>75,500</u>	<u>80,200</u>
	<u>467,749</u>	<u>441,892</u>	<u>442,338</u>	<u>422,472</u>	<u>242,505</u>	<u>415,375</u>	<u>384,925</u>

**Village of Menomonee Falls  
100-160 (Insurances)  
As of September 30, 2016**

	2012 Actual	2013 Actual	2014 Actual	2015 Actual	2016 Thru Sep	2016 Budget	2017 Budget
<u>EX20 (Fringe Benefits)</u>							
8018-0000 Unemployment Compensation	38,770	33,216	10,334	380	931	30,000	30,000
<u>EX75 (Insurances)</u>							
8610-0010 Public Officials Insurance	5,718	5,718	5,718	6,452	9,312	5,800	5,800
8610-0011 Employment Practice Liability	-	3,562	5,190	6,259	10,614	7,500	8,000
8610-0012 Crime Policy	-	1,544	1,020	1,844	1,808	2,000	2,000
8610-0030 Boiler & Machinery	894	905	1,100	1,100	2,580	1,200	1,800
8610-0040 Volunteer Insurances	2,847	2,847	3,157	2,864	310	350	350
8610-0050 Prop Damage Insurance	10,759	17,469	23,670	27,152	45,062	37,000	40,200
8610-0060 Prop Damage-Vehicles	20,963	16,335	16,075	21,817	30,419	25,000	23,500
8610-0090 Oral Surgery	32,989	265	-	-	-	-	-
8610-0100 Fitness Reimb DPW	300	-	-	-	-	-	-
8610-0500 Fitness Reimb - Fire	-	100	150	-	-	-	-
8610-0600 Voluntary Benefit Fees	403	500	500	-	-	-	-
8610-0700 EFlex FSA	3,903	2,081	2,774	3,522	2,303	3,000	3,000
8610-0015 Excess Public Entity	3,485	-	-	-	-	-	-
	82,261	51,326	59,354	71,010	102,408	81,850	84,650
	<u>121,031</u>	<u>84,542</u>	<u>69,688</u>	<u>71,390</u>	<u>103,339</u>	<u>111,850</u>	<u>114,650</u>

**Village of Menomonee Falls  
100-170 (Legal & Judicial)  
As of September 30, 2016**

	2012 Actual	2013 Actual	2014 Actual	2015 Actual	2016 Thru Sep	2016 Budget	2017 Budget
<b><u>EX10 (Salaries &amp; Wages)</u></b>							
8000-0000 Salaries	267,514	296,047	321,204	302,606	256,375	375,175	374,075
8001-0000 Overtime	-	-	35	9	-	-	-
8001-2000 Vacation Payout	-	-	-	-	402	-	-
8002-0000 Part Time Wages	2,720	-	118	310	-	-	-
8004-0000 Temporary Help	20,707	7,023	4,816	18,978	15,504	20,375	20,375
8008-0000 Retirement/Severance	-	22,183	-	21,408	-	-	-
	<u>290,941</u>	<u>325,253</u>	<u>326,173</u>	<u>343,311</u>	<u>272,281</u>	<u>395,550</u>	<u>394,450</u>
<b><u>EX20 (Fringe Benefits)</u></b>							
8010-0000 FICA	21,080	23,726	23,674	25,605	19,806	30,250	30,175
8011-0000 Pension-VMF	13,973	17,527	20,208	19,093	15,483	22,725	23,350
8013-0000 Health Insurance	46,282	55,702	79,896	74,852	60,075	82,675	82,750
8014-0000 Dental Insurance	2,551	3,118	4,208	3,742	3,320	4,475	4,600
8015-0000 Life Insurance	1,092	904	927	862	770	1,325	1,325
8016-0000 Worker's Comp Insurance	782	946	801	476	672	775	675
	<u>85,760</u>	<u>101,923</u>	<u>129,714</u>	<u>124,630</u>	<u>100,126</u>	<u>142,225</u>	<u>142,875</u>
<b><u>EX30 (Employee Training/Expense)</u></b>							
8070-0000 Training & Education	10,963	3,112	5,713	3,902	4,421	7,800	7,800
8080-0000 Travel Expenses	442	741	978	964	1,014	1,990	2,990
8082-0000 Clerical Allowance	400	550	600	300	490	1,000	1,000
	<u>11,805</u>	<u>4,403</u>	<u>7,291</u>	<u>5,166</u>	<u>5,925</u>	<u>10,790</u>	<u>11,790</u>
<b><u>EX40 (Materials And Supplies)</u></b>							
8100-0000 Office Supplies	864	477	621	114	34	1,200	1,200
8100-0170 Charge Card Fees	4,359	5,205	4,924	5,186	1,697	1,000	-
8100-0205 Legal Resources	9,998	11,218	11,409	15,198	6,085	12,200	12,200
8100-0210 Membership/Publications	646	1,042	1,054	862	1,046	2,100	1,600
8110-1701 Transcripts	-	-	-	-	-	200	200
8110-1702 Translators	19	-	-	-	-	-	-
	<u>15,886</u>	<u>17,942</u>	<u>18,008</u>	<u>21,360</u>	<u>8,862</u>	<u>16,700</u>	<u>15,200</u>
<b><u>EX47 (Property &amp; Equipment)</u></b>							
8190-9000 Rev Capital Fund Payment	-	-	-	-	-	8,939	9,000
<b><u>EX60 (Contractual Services)</u></b>							
8310-0000 Legal Services	9,570	102,662	61,252	62,468	34,952	74,000	74,000
8310-0007 Transcripts	-	-	3,833	-	-	1,400	400
8310-0008 Filing Fees	-	232	345	60	955	1,000	2,550
8310-0009 Legal- Environmental	1,318	-	-	-	-	-	-
8310-0011 Prosecutor	58,824	37,881	-	-	-	-	-
8310-0040 Witness Fees	-	-	-	(15)	-	1,050	-
8310-0041 Labor	48,285	-	-	-	-	-	-
	<u>117,997</u>	<u>140,775</u>	<u>65,430</u>	<u>62,513</u>	<u>35,907</u>	<u>77,450</u>	<u>76,950</u>
	<u><u>522,389</u></u>	<u><u>590,296</u></u>	<u><u>546,616</u></u>	<u><u>556,980</u></u>	<u><u>423,101</u></u>	<u><u>651,654</u></u>	<u><u>650,265</u></u>

**Village of Menomonee Falls  
100-180 (Community Life)  
As of September 30, 2016**

	2012 Actual	2013 Actual	2014 Actual	2015 Actual	2016 Thru Sep	2016 Budget	2017 Budget
<u>EX36 (Village Centre)</u>							
8110-7408 VC-Fishing Clinic	1,000	1,000	1,000	1,000	1,000	1,000	1,000
8110-7410 VC-Concerts	4,300	4,225	4,375	4,450	4,175	5,000	5,000
8110-7411 VC-Parade Admin	1,064	675	-	-	-	1,000	1,000
	<u>6,364</u>	<u>5,900</u>	<u>5,375</u>	<u>5,450</u>	<u>5,175</u>	<u>7,000</u>	<u>7,000</u>
<u>EX43 (Community Events)</u>							
8110-7401 Community Events	2,471	442	452	282	125	1,000	-
8110-7402 Fireworks	14,500	14,500	17,000	17,000	-	17,500	-
8110-7403 Senior Transportation	58,270	54,161	50,708	57,707	39,272	56,000	56,000
8110-7404 VMF Parades	6,000	6,000	10,000	10,000	6,666	10,000	-
8110-7412 ASCAP Music	324	334	331	337	336	350	350
	<u>81,565</u>	<u>75,437</u>	<u>78,491</u>	<u>85,326</u>	<u>46,399</u>	<u>84,850</u>	<u>56,350</u>
	<u><u>87,929</u></u>	<u><u>81,337</u></u>	<u><u>83,866</u></u>	<u><u>90,776</u></u>	<u><u>51,574</u></u>	<u><u>91,850</u></u>	<u><u>63,350</u></u>

**Village of Menomonee Falls  
100-190 (Financial Services)  
As of September 30, 2016**

	2012 Actual	2013 Actual	2014 Actual	2015 Actual	2016 Thru Sep	2016 Budget	2017 Budget
<b><u>EX10 (Salaries &amp; Wages)</u></b>							
8000-0000 Salaries	139,513	157,509	184,493	187,399	149,548	219,050	227,000
8001-0000 Overtime	376	49	55	208	264	200	175
8002-0000 Part Time Wages	-	-	-	816	-	-	-
8008-0000 Retirement/Severance	-	-	-	-	515	-	-
	139,889	157,558	184,548	188,423	150,327	219,250	227,175
<b><u>EX20 (Fringe Benefits)</u></b>							
8010-0000 FICA	10,586	11,517	13,407	13,719	10,973	16,775	17,375
8011-0000 Pension-VMF	8,037	9,958	12,872	12,844	9,975	14,475	15,450
8013-0000 Health Insurance	32,325	19,293	29,807	49,205	37,293	51,325	60,625
8014-0000 Dental Insurance	1,762	1,506	4,158	2,424	2,024	2,750	3,325
8014-0010 Dental Ins Retiree	-	-	-	716	-	-	-
8015-0000 Life Insurance	311	199	261	250	233	400	475
8016-0000 Worker's Comp Insurance	838	516	399	269	372	425	375
	53,859	42,989	60,904	79,427	60,870	86,150	97,625
<b><u>EX30 (Employee Training/Expense)</u></b>							
8070-0000 Training & Education	271	315	270	270	-	1,300	1,300
8080-0000 Travel Expenses	-	-	-	-	-	100	100
	271	315	270	270	-	1,400	1,400
<b><u>EX40 (Materials And Supplies)</u></b>							
8100-0000 Office Supplies	1,533	1,349	1,095	1,143	1,146	1,900	1,900
8100-0210 Membership/Publications	740	475	275	1,000	555	800	800
8110-0200 Small Equipment	172	303	-	114	395	500	500
	2,445	2,127	1,370	2,257	2,096	3,200	3,200
<b><u>EX47 (Property &amp; Equipment)</u></b>							
8190-6000 Furnishings	194	-	-	-	-	-	-
<b><u>EX60 (Contractual Services)</u></b>							
8300-1901 Audit/Acctg. Serv.	70,503	78,418	48,954	63,677	42,850	75,000	75,000
8300-1902 Management Services	505	505	505	-	-	-	-
8300-1920 Bank Charges & Fees	10,589	10,805	13,344	13,153	10,305	13,000	13,000
8315-0000 OPEB Appraisal	-	-	-	3,700	-	-	3,850
	81,597	89,728	62,803	80,530	53,155	88,000	91,850
<b><u>EX70 (Other Operating)</u></b>							
8450-0000 Penalties & Interest	-	-	-	20,676	-	-	-
<b><u>EX92 (Bond Issue Expenditures)</u></b>							
8800-0000 Bond Expenses	-	-	167	1,616	2,295	2,000	2,000
	278,255	292,717	310,062	373,199	268,743	400,000	423,250

**Village of Menomonee Falls  
100-195 (IT)  
As of September 30, 2016**

	2012 Actual	2013 Actual	2014 Actual	2015 Actual	2016 Thru Sep	2016 Budget	2017 Budget
<b><u>EX10 (Salaries &amp; Wages)</u></b>							
8000-0000 Salaries	165,926	171,108	187,284	173,316	132,722	186,425	191,275
8001-0000 Overtime	1,815	2,513	2,698	2,636	573	1,700	1,750
	<u>167,741</u>	<u>173,621</u>	<u>189,982</u>	<u>175,952</u>	<u>133,295</u>	<u>188,125</u>	<u>193,025</u>
<b><u>EX20 (Fringe Benefits)</u></b>							
8010-0000 FICA	12,234	12,630	13,795	13,474	9,757	14,400	14,775
8011-0000 Pension-VMF	9,945	11,514	13,204	12,542	8,827	12,425	13,125
8012-0000 Pension-EEE Share	-	8	-	-	-	-	-
8013-0000 Health Insurance	43,268	42,777	47,853	48,235	34,303	46,200	46,550
8014-0000 Dental Insurance	2,379	2,379	2,490	2,379	1,872	2,500	2,550
8015-0000 Life Insurance	495	515	552	583	489	675	825
8016-0000 Worker's Comp Insurance	625	517	410	238	320	350	325
	<u>68,946</u>	<u>70,340</u>	<u>78,304</u>	<u>77,451</u>	<u>55,568</u>	<u>76,550</u>	<u>78,150</u>
<b><u>EX30 (Employee Training/Expense)</u></b>							
8070-0000 Training & Education	130	-	29	-	-	7,000	7,000
8070-0020 Education Reimbursement	-	-	-	-	-	500	500
8080-0000 Travel Expenses	-	-	92	-	-	2,000	2,000
	<u>130</u>	<u>-</u>	<u>121</u>	<u>-</u>	<u>-</u>	<u>9,500</u>	<u>9,500</u>
<b><u>EX40 (Materials And Supplies)</u></b>							
8100-0000 Office Supplies	251	149	158	184	202	2,500	2,500
8100-0150 Cabling Supplies	82	435	-	313	-	500	500
8100-0155 Security Supplies	1,399	226	2,407	894	486	1,000	1,000
8100-0195 A/V - Supplies	636	541	501	-	44	500	500
8100-0210 Membership/Publications	-	-	-	-	-	500	500
8110-0000 Department Supplies	235	205	701	101	966	2,700	2,700
8110-0200 Small Equipment	49	79	-	-	74	1,000	1,000
8130-0000 Computer Supplies	24,950	28,082	31,601	34,947	19,673	24,000	24,000
	<u>27,602</u>	<u>29,717</u>	<u>35,368</u>	<u>36,439</u>	<u>21,445</u>	<u>32,700</u>	<u>32,700</u>
<b><u>EX44 (Repair/Maintenance)</u></b>							
8160-0195 RM-AV System	544	3,495	1,334	1,344	2,055	6,000	6,000
8160-0200 RM - Security System	1,632	3,979	1,971	14,016	2,228	10,500	10,500
8160-8002 RM-Cabling	5,866	2,948	757	1,217	564	9,000	9,000
8162-8000 RM-Computer Hardware	10,865	10,307	11,346	8,001	3,586	14,000	14,000
8162-9000 RM-Telephone System	49	4,388	3,020	521	982	5,000	5,000
	<u>18,956</u>	<u>25,117</u>	<u>18,428</u>	<u>25,099</u>	<u>9,415</u>	<u>44,500</u>	<u>44,500</u>
<b><u>EX45 (Lease/Rent Expense)</u></b>							
8152-6000 Rent-Off.Eq.	52,785	59,077	60,263	62,990	35,366	71,300	56,700
8152-6005 Rent - Datacenter	-	-	-	-	-	30,000	30,000
	<u>52,785</u>	<u>59,077</u>	<u>60,263</u>	<u>62,990</u>	<u>35,366</u>	<u>101,300</u>	<u>86,700</u>
<b><u>EX47 (Property &amp; Equipment)</u></b>							
8190-4000 Security System	10,088	628	8,565	14,385	6,204	10,000	10,000
8190-5000 Telephone System	-	109	890	613	-	1,500	1,500
8190-6000 Furnishings	-	-	-	-	-	500	500
8190-8000 Computer Hardware	98,957	75,909	94,849	188,289	90,793	282,070	306,900
8190-8095 A/V System	3,788	3,405	2,664	-	337	6,000	6,000
8190-8100 Computer Software	68,766	52,395	44,306	3,859	15,161	30,510	34,725
8190-9000 Rev Capital Fund Payment	4,000	4,000	2,950	2,950	-	2,950	2,948
	<u>185,599</u>	<u>136,446</u>	<u>154,224</u>	<u>210,096</u>	<u>112,495</u>	<u>333,530</u>	<u>362,573</u>
<b><u>EX50 (Utilities)</u></b>							
8210-0000 Telephone Service	48,231	47,893	51,431	53,661	44,474	60,000	60,000
8211-0000 Emergency Notification Service	1,976	1,463	722	643	479	1,800	1,000
8211-0001 Alarm Monitoring Service	-	-	-	500	500	1,500	1,500
8212-0000 Teletype	2,994	2,994	2,910	2,994	2,277	3,036	3,036
8212-0001 Cellular Data Service	12,586	12,280	15,942	14,303	9,924	16,980	18,210
8212-0003 Cellular Telephone Service	12,098	9,218	8,785	8,878	6,801	10,000	10,000
8212-0004 Internet Service	23,956	22,440	25,360	26,546	14,429	25,194	28,608
8212-0005 WAN Service	50,576	49,097	50,273	71,108	59,442	112,570	125,720
8212-0010 Cable TV Service	-	255	294	1,205	668	1,080	2,160

**Village of Menomonee Falls  
100-195 (IT)  
As of September 30, 2016**

	2012 Actual	2013 Actual	2014 Actual	2015 Actual	2016 Thru Sep	2016 Budget	2017 Budget
	152,417	145,640	155,717	179,838	138,994	232,160	250,234
<b>EX60 (Contractual Services)</b>							
8160-5000 Microsoft Enterprise Agreemen	59,448	59,448	63,953	62,162	62,162	68,000	68,000
8213-0002 Website Hosting Service	12,164	13,569	24,597	25,257	24,350	25,000	25,065
8213-0004 Website Development	-	-	-	300	2,331	2,000	6,100
8301-0000 IT Maint/Support	197,407	204,202	231,896	258,572	261,947	313,625	321,096
8302-0000 Consulting	13,195	72,144	73,874	60,612	12,230	68,430	79,050
	<u>282,214</u>	<u>349,363</u>	<u>394,320</u>	<u>406,903</u>	<u>363,020</u>	<u>477,055</u>	<u>499,311</u>
	<u>956,390</u>	<u>989,321</u>	<u>1,086,727</u>	<u>1,174,768</u>	<u>869,598</u>	<u>1,495,420</u>	<u>1,556,693</u>



**Village of Menomonee Falls  
100-196 (Dispatch 911)  
As of September 30, 2016**

	2012 Actual	2013 Actual	2014 Actual	2015 Actual	2016 Thru Sep	2016 Budget	2017 Budget
<b><u>EX10 (Salaries &amp; Wages)</u></b>							
8000-0000 Salaries	588,435	589,351	598,165	519,326	88,205	122,750	9,150
8001-0000 Overtime	13,665	11,652	14,896	-	212	2,775	-
8001-2002 Comp-Time Payout	-	-	-	18,964	2,594	-	-
8002-0000 Part Time Wages	-	-	1,630	29,637	5,331	5,750	475
8008-0000 Retirement/Severance	-	-	-	-	-	-	31,975
	<u>602,100</u>	<u>601,003</u>	<u>614,691</u>	<u>567,927</u>	<u>96,342</u>	<u>131,275</u>	<u>41,600</u>
<b><u>EX20 (Fringe Benefits)</u></b>							
8010-0000 FICA	43,930	43,304	44,101	43,943	7,003	10,050	3,175
8011-0000 Pension-VMF	35,605	40,155	42,545	41,161	6,359	8,675	2,825
8013-0000 Health Insurance	116,830	187,797	221,494	177,117	25,477	35,075	2,550
8014-0000 Dental Insurance	8,182	9,571	8,519	9,408	1,316	1,800	125
8015-0000 Life Insurance	1,152	1,196	1,177	1,264	236	325	25
8016-0000 Worker's Comp Insurance	1,487	1,852	1,458	798	226	250	75
	<u>207,186</u>	<u>283,875</u>	<u>319,294</u>	<u>273,691</u>	<u>40,617</u>	<u>56,175</u>	<u>8,775</u>
<b><u>EX30 (Employee Training/Expense)</u></b>							
8070-0000 Training & Education	1,766	810	707	-	-	-	-
<b><u>EX40 (Materials And Supplies)</u></b>							
8100-0000 Office Supplies	438	95	273	402	-	-	-
8100-0210 Membership/Publications	-	-	15	15	-	-	-
8110-0000 Department Supplies	15	-	580	-	-	-	-
8110-0003 Alarm Mailing Postage	523	577	-	956	532	-	-
	<u>976</u>	<u>672</u>	<u>868</u>	<u>1,373</u>	<u>532</u>	<u>-</u>	<u>-</u>
<b><u>EX44 (Repair/Maintenance)</u></b>							
8160-4100 MCont-Radios	4,680	4,680	4,680	9,720	-	4,900	850
8162-4100 RM-Radio Equip.	2,978	1,810	1,119	3,098	528	3,000	-
	<u>7,658</u>	<u>6,490</u>	<u>5,799</u>	<u>12,818</u>	<u>528</u>	<u>7,900</u>	<u>850</u>
<b><u>EX47 (Property &amp; Equipment)</u></b>							
8188-4100 Radio Hardware	442	-	400	130	-	400	-
8190-5901 Telephone Accessories	92	25	-	-	110	200	-
	<u>534</u>	<u>25</u>	<u>400</u>	<u>130</u>	<u>110</u>	<u>600</u>	<u>-</u>
	<u>820,220</u>	<u>892,875</u>	<u>941,759</u>	<u>855,939</u>	<u>138,129</u>	<u>195,950</u>	<u>51,225</u>

**Village of Menomonee Falls  
100-200 (Police Department)  
As of September 30, 2016**

	2012 Actual	2013 Actual	2014 Actual	2015 Actual	2016 Thru Sep	2016 Budget	2017 Budget
<b><u>EX10 (Salaries &amp; Wages)</u></b>							
8000-0000 Salaries	4,652,901	4,552,439	4,656,052	4,963,917	3,785,479	5,350,900	5,351,575
8001-0000 Overtime	84,676	97,595	112,426	65,355	76,893	104,525	97,975
8001-2000 Vacation Payout	35,275	44,767	55,486	46,733	36,113	2,325	52,275
8001-2001 Holiday Pay	39,489	44,459	53,297	51,853	-	99,150	53,500
8001-2002 Comp-Time Payout	48,537	60,832	76,012	54,482	49,936	93,225	97,350
8002-0000 Part Time Wages	160,075	157,289	138,081	143,945	125,300	169,200	151,600
8008-0000 Retirement/Severance	34,077	40,624	31,099	38,755	28,166	45,000	-
	<u>5,055,030</u>	<u>4,998,005</u>	<u>5,122,453</u>	<u>5,365,040</u>	<u>4,101,887</u>	<u>5,864,325</u>	<u>5,804,275</u>
<b><u>EX20 (Fringe Benefits)</u></b>							
8010-0000 FICA	374,886	368,063	374,530	385,690	298,672	447,500	442,800
8011-0000 Pension-VMF	597,416	684,505	505,026	498,622	361,221	519,875	588,225
8012-0000 Pension-EE (VMF Paid)	268,971	283,126	289,825	282,480	189,328	278,525	268,850
8013-0000 Health Insurance	1,039,144	709,174	788,132	929,778	696,874	999,100	984,825
8013-0020 Health Ins Retiree	-	-	-	4,600	-	-	-
8014-0000 Dental Insurance	56,464	52,337	52,835	57,621	46,934	64,300	65,525
8015-0000 Life Insurance	8,668	8,328	8,514	9,328	7,732	10,750	10,575
8016-0000 Workers' Comp Insurance	183,963	218,606	173,954	104,550	140,884	157,775	135,850
8020-0000 VEBA	16,043	16,314	12,782	5,027	2,040	-	-
8021-0000 Nationwide - VMF	9,000	9,000	9,000	6,030	-	9,000	9,000
8030-0200 Wage/Bene Tfr-Spec Rev	(73,995)	(16,812)	-	-	-	-	-
	<u>2,480,560</u>	<u>2,332,641</u>	<u>2,214,598</u>	<u>2,283,726</u>	<u>1,743,685</u>	<u>2,486,825</u>	<u>2,505,650</u>
<b><u>EX30 (Employee Training/Expense)</u></b>							
8070-0000 Training & Education	43,160	49,277	45,216	62,659	22,964	45,000	45,000
8070-0020 Education Reimbursement	2,386	504	7,034	5,300	3,000	5,500	3,000
8075-0000 Recruitment & Personnel	1,656	2,773	2,893	1,101	1,166	2,000	2,000
8076-0000 Employee Exams/Evaluations	3,667	5,036	3,806	3,622	2,085	2,000	2,000
8080-0000 Travel Expenses	497	518	301	283	406	500	500
8090-0000 Uniforms	32,532	34,068	37,858	31,203	29,419	37,000	37,000
	<u>83,898</u>	<u>92,176</u>	<u>97,108</u>	<u>104,168</u>	<u>59,040</u>	<u>92,000</u>	<u>89,500</u>
<b><u>EX40 (Materials And Supplies)</u></b>							
8100-0000 Office Supplies	3,791	2,963	2,731	2,402	1,232	3,000	3,000
8100-0010 Postage/Shipping	2,484	3,016	3,088	2,334	1,870	3,000	3,000
8100-0025 Printing	1,773	1,515	-	-	3,222	500	2,500
8100-0170 Charge Card Fees	1,309	1,878	2,977	3,525	3,518	3,000	3,000
8110-0000 Department Supplies	9,441	8,355	7,217	8,950	3,939	8,000	8,000
8110-0001 Towing & Storage	1,893	1,536	2,148	3,249	1,127	2,000	1,000
8110-0002 Red Tags	(25)	(30)	(15)	-	-	100	-
8110-0200 Small Equipment	5,556	2,962	3,999	3,716	2,432	4,000	4,000
8110-0201 Motorcycle Program	3,141	3,141	3,178	3,178	-	-	-
8110-2001 Investigative Expenses	2,376	3,017	4,897	4,900	3,890	5,000	5,000
8150-0000 Accreditation Expenses	500	550	1,767	600	50	650	1,000
8170-4000 Gas & Diesel Fuel	142,641	129,583	121,306	94,236	57,119	97,400	110,000
8170-4020 Supplies-Vehicles	1,259	487	1,767	1,714	1,482	2,000	2,000
	<u>176,139</u>	<u>158,973</u>	<u>155,060</u>	<u>128,804</u>	<u>79,881</u>	<u>128,650</u>	<u>142,500</u>
<b><u>EX44 (Repair/Maintenance)</u></b>							
8162-3000 RM-Equipment	2,527	4,470	1,696	2,929	1,612	2,000	2,000
8162-4000 RM-Vehicles	39,142	58,689	52,485	53,426	39,897	43,000	50,000
8162-4100 RM-Radio Equip.	2,954	3,000	2,963	3,000	1,558	3,000	3,000
	<u>44,623</u>	<u>66,159</u>	<u>57,144</u>	<u>59,355</u>	<u>43,067</u>	<u>48,000</u>	<u>55,000</u>
<b><u>EX47 (Property &amp; Equipment)</u></b>							
8188-4000 Vehicle Purchases	86,650	65,946	85,074	85,606	80,185	85,000	94,000
8188-4100 Radio Hardware	359	2,000	1,075	746	-	1,000	3,000
8190-6000 Furnishings	993	838	410	988	670	1,000	1,000
8190-6400 PD Fixed Assets	4,002	6,897	10,476	9,492	4,055	8,390	9,000
8190-8102 Software Modif/Adjust	1,950	1,822	1,874	-	-	22,600	-
8190-9000 Rev Capital Fund Payment	11,250	11,250	11,243	-	-	-	-
	<u>105,204</u>	<u>88,753</u>	<u>110,152</u>	<u>96,832</u>	<u>84,910</u>	<u>117,990</u>	<u>107,000</u>
<b><u>EX50 (Utilities)</u></b>							

**Village of Menomonee Falls  
100-200 (Police Department)  
As of September 30, 2016**

	2012 <u>Actual</u>	2013 <u>Actual</u>	2014 <u>Actual</u>	2015 <u>Actual</u>	2016 <u>Thru Sep</u>	2016 <u>Budget</u>	2017 <u>Budget</u>
8200-0010 Light/Power	1,837	2,716	2,427	3,000	1,788	2,200	2,200
8200-0020 Heat (Gas & Oil)	1,494	376	751	374	(374)	800	1,500
	<u>3,331</u>	<u>3,092</u>	<u>3,178</u>	<u>3,374</u>	<u>1,414</u>	<u>3,000</u>	<u>3,700</u>
<u>EX60 (Contractual Services)</u>							
8160-4200 800 Mgrtz Radio	12,666	19,528	128,764	13,680	27,500	28,000	28,000
8304-0000 Crossing Guard Contract	97,985	94,478	92,359	82,363	85,684	82,500	82,500
	<u>110,651</u>	<u>114,006</u>	<u>221,123</u>	<u>96,043</u>	<u>113,184</u>	<u>110,500</u>	<u>110,500</u>
<u>EX98 (Transfers Out)</u>							
8901-0500 Transfer to Debt Service	-	-	-	13,976	-	-	13,976
	<u>8,059,436</u>	<u>7,853,805</u>	<u>7,980,816</u>	<u>8,151,318</u>	<u>6,227,068</u>	<u>8,851,290</u>	<u>8,832,101</u>

**Village of Menomonee Falls  
100-210 (EMS)  
As of September 30, 2016**

	2012 Actual	2013 Actual	2014 Actual	2015 Actual	2016 Thru Sep	2016 Budget	2017 Budget
<u>EX10 (Salaries &amp; Wages)</u>							
8000-0000 Salaries	-	-	-	-	741,857	1,154,175	1,171,625
8001-0000 Overtime	-	-	-	-	114,461	11,050	11,175
8001-2000 Vacation Payout	-	-	-	-	2,255	-	-
8002-0000 Part Time Wages	-	-	-	-	537,676	861,325	1,206,450
8008-0000 Retirement/Severance	-	-	-	-	13,516	15,000	-
	-	-	-	-	1,409,765	2,041,550	2,389,250
<u>EX20 (Fringe Benefits)</u>							
8010-0000 FICA	-	-	-	-	105,860	156,150	182,750
8011-0000 Pension-VMF	-	-	-	-	111,784	152,525	193,950
8012-0000 Pension-EE (VMF Paid)	-	-	-	-	8,253	34,225	45,475
8013-0000 Health Insurance	-	-	-	-	185,125	262,075	256,750
8014-0000 Dental Insurance	-	-	-	-	9,898	13,850	14,800
8015-0000 Life Insurance	-	-	-	-	1,573	3,425	4,175
8016-0000 Workers' Comp Insurance	-	-	-	-	65,284	73,125	83,375
	-	-	-	-	487,777	695,375	781,275
<u>EX30 (Employee Training/Expense)</u>							
8070-0003 Training-EMS	-	-	-	2,302	7,324	11,000	10,000
<u>EX40 (Materials And Supplies)</u>							
8110-2201 Tech Supplies & Expenses	-	-	-	-	14,365	20,000	20,000
8110-2202 Ambulance Supplies	-	-	-	-	34,497	37,500	38,500
8170-4000 Gas & Diesel Fuel	-	-	-	-	-	25,000	20,000
	-	-	-	-	48,862	82,500	78,500
<u>EX44 (Repair/Maintenance)</u>							
8162-4000 RM-Vehicles	-	-	-	-	-	20,000	15,000
<u>EX47 (Property &amp; Equipment)</u>							
8190-9000 Rev Capital Fund Payment	-	-	-	-	-	49,000	88,000
<u>EX60 (Contractual Services)</u>							
8110-2204 Ambulance Admin Exp	-	-	-	-	40,989	45,000	48,000
8160-4200 FD 800 Mhz Radio	-	-	-	-	19,398	20,000	20,000
	-	-	-	-	60,387	65,000	68,000
	-	-	-	2,302	2,014,115	2,964,425	3,430,025

**Village of Menomonee Falls  
100-220 (Fire Department)  
As of September 30, 2016**

	2012 Actual	2013 Actual	2014 Actual	2015 Actual	2016 Thru Sep	2016 Budget	2017 Budget
<b><u>EX10 (Salaries &amp; Wages)</u></b>							
8000-0000 Salaries	1,061,778	1,113,839	1,198,783	1,118,462	132,716	144,625	147,925
8001-0000 Overtime	12,111	30,299	95,480	45,344	14,795	1,225	1,250
8001-2000 Vacation Payout	-	-	-	19,543	46	-	-
8002-0000 Part Time Wages	406,824	469,757	583,412	834,443	202,339	95,700	134,050
8003-2200 Volunteer Wages	117,866	3,338	6,549	49,641	-	-	-
8008-0000 Retirement/Severance	-	-	-	11,542	1,502	-	-
	<u>1,598,579</u>	<u>1,617,233</u>	<u>1,884,224</u>	<u>2,078,975</u>	<u>351,398</u>	<u>241,550</u>	<u>283,225</u>
<b><u>EX20 (Fringe Benefits)</u></b>							
8010-0000 FICA	119,394	121,171	170,794	155,320	26,636	18,475	21,675
8011-0000 Pension-VMF	181,884	208,473	156,247	144,797	18,890	18,350	23,500
8012-0000 Pension-EE (VMF Paid)	83,480	88,199	19,628	24,332	2,705	4,775	6,250
8013-0000 Health Insurance	247,788	188,052	266,549	271,483	21,550	28,150	27,650
8014-0000 Dental Insurance	14,569	13,904	14,266	15,169	1,761	1,675	1,825
8015-0000 Life Insurance	2,754	2,220	2,082	1,916	421	485	575
8016-0000 Workers' Comp Insurance	64,127	86,340	59,856	47,239	7,663	8,575	9,750
8019-0000 ICMA-VMF	9,500	5,481	-	-	-	-	-
8021-0000 Nationwide - VMF	-	-	-	2,970	-	-	-
	<u>723,496</u>	<u>713,840</u>	<u>689,422</u>	<u>663,226</u>	<u>79,626</u>	<u>80,485</u>	<u>91,225</u>
<b><u>EX30 (Employee Training/Expense)</u></b>							
8070-0000 Training & Education	-	540	36	-	475	-	-
8070-0002 Training-Admin	1,380	553	2,580	1,476	455	1,000	1,000
8070-0003 Training-EMS	15,590	11,642	11,288	8,616	246	-	-
8070-0004 Training-Fire	7,319	7,015	5,513	4,780	7,515	7,500	7,500
8070-0006 Training-Prev	724	1,011	560	15	-	750	750
8070-0020 Education Reimbursement	2,763	3,780	-	385	290	2,500	3,000
8070-0021 Volunteer reimbursements	22,000	127,810	105,560	50	-	-	-
8075-0000 Recruitment & Personnel	2,040	4,115	2,276	2,175	969	3,000	3,000
8076-0000 Employee Exams/Evaluations	14,654	18,429	15,106	10,541	9,733	12,000	12,000
8080-0000 Travel Expenses	392	96	-	50	-	200	200
8090-0000 Uniforms	12,409	13,045	14,374	20,950	29,223	13,000	16,000
8100-0200 Dues & Subscriptions	1,525	2,220	1,906	1,805	2,269	2,000	2,000
	<u>80,796</u>	<u>190,256</u>	<u>159,199</u>	<u>50,843</u>	<u>51,175</u>	<u>41,950</u>	<u>45,450</u>
<b><u>EX40 (Materials And Supplies)</u></b>							
8100-0000 Office Supplies	893	1,077	1,124	1,211	646	1,400	1,200
8100-0010 Postage/Shipping	1,554	904	896	684	1,100	1,000	1,200
8110-0000 Department Supplies	1,527	3,330	1,227	1,700	906	2,000	2,000
8110-2201 Tech Supplies & Expenses	22,067	21,215	10,108	22,261	17,175	15,000	15,000
8110-2202 Ambulance Supplies	36,413	34,171	34,816	36,364	421	-	-
8110-2203 Fire Prevention	547	1,440	919	997	934	1,000	1,000
8110-2205 Hazard Material	548	700	-	-	-	750	750
8170-2000 Supplies-Building	6,182	5,499	3,924	5,501	5,564	8,500	8,500
8170-4000 Gas & Diesel Fuel	54,262	51,793	56,001	38,744	26,848	20,000	17,500
	<u>123,993</u>	<u>120,129</u>	<u>109,015</u>	<u>107,462</u>	<u>53,594</u>	<u>49,650</u>	<u>47,150</u>
<b><u>EX44 (Repair/Maintenance)</u></b>							
8160-4100 MCont-Radios	2,329	4,955	952	4,855	308	4,000	4,000
8162-2000 RM-Building	22,667	36,221	25,270	28,931	19,788	22,000	27,000
8162-4000 RM-Vehicles	43,179	75,865	69,609	178,478	59,559	40,000	45,000
	<u>68,175</u>	<u>117,041</u>	<u>95,831</u>	<u>212,264</u>	<u>79,655</u>	<u>66,000</u>	<u>76,000</u>
<b><u>EX45 (Lease/Rent Expense)</u></b>							
8152-3000 Rent - Equipment	-	2,176	-	-	-	-	-
<b><u>EX47 (Property &amp; Equipment)</u></b>							
8186-2501 Station #1	-	250	-	-	-	-	-
8186-2502 Station #2	-	250	-	-	-	-	-
8186-2503 Station #3	-	250	-	-	-	-	-
8186-2504 Station #4	208	249	-	-	-	-	-
8188-4000 Vehicle Purchases	-	-	-	70	165	-	-
8188-4100 Radio Hardware	2,019	2,132	1,236	3,517	5	2,000	2,000
8190-6000 Furnishings	-	316	-	210	-	500	500

**Village of Menomonee Falls  
100-220 (Fire Department)  
As of September 30, 2016**

	2012 <u>Actual</u>	2013 <u>Actual</u>	2014 <u>Actual</u>	2015 <u>Actual</u>	2016 <u>Thru Sep</u>	2016 <u>Budget</u>	2017 <u>Budget</u>
8190-9000 Rev Capital Fund Payment	80,757	79,665	85,000	246,000	-	310,000	260,000
	<u>82,984</u>	<u>83,112</u>	<u>86,236</u>	<u>249,797</u>	170	312,500	262,500
<u>EX50 (Utilities)</u>							
8200-0010 Light/Power	46,460	48,797	46,272	52,102	41,124	50,000	50,000
8200-0020 Heat (Gas & Oil)	21,320	30,550	46,351	20,997	22,838	43,000	43,000
8200-0030 Water/Sewer VMF	4,847	5,055	4,174	5,215	6,174	6,000	6,500
8200-2201 Alarm System	-	2,100	-	-	-	-	-
	<u>72,627</u>	<u>86,502</u>	<u>96,797</u>	<u>78,314</u>	70,136	99,000	99,500
<u>EX60 (Contractual Services)</u>							
8110-2204 Ambulance Admin Exp	40,607	35,448	50,014	57,117	-	-	-
8160-4200 FD 800 Mhz Radio	12,666	9,835	128,764	13,680	7,000	7,000	7,000
	<u>53,273</u>	<u>45,283</u>	<u>178,778</u>	<u>70,797</u>	7,000	7,000	7,000
<u>EX98 (Transfers Out)</u>							
8901-0500 Transfer to Debt Service	-	-	-	13,976	-	-	13,976
	<u>2,803,923</u>	<u>2,975,572</u>	<u>3,299,502</u>	<u>3,525,654</u>	<u>692,754</u>	<u>898,135</u>	<u>926,026</u>

**Village of Menomonee Falls  
100-230 (Public Fire Protection)  
As of September 30, 2016**

	2012 Actual	2013 Actual	2014 Actual	2015 Actual	2016 Thru Sep	2016 Budget	2017 Budget
<u>EX70 (Other Operating)</u>							
8430-0000 Public Fire Protection (paid to \	1,658,233	1,659,499	1,647,366	1,573,861	1,180,396	1,573,861	1,575,000
	<u>1,658,233</u>	<u>1,659,499</u>	<u>1,647,366</u>	<u>1,573,861</u>	<u>1,180,396</u>	<u>1,573,861</u>	<u>1,575,000</u>

**Village of Menomonee Falls  
100-260 (Weed Control)  
As of September 30, 2016**

	2012 Actual	2013 Actual	2014 Actual	2015 Actual	2016 Thru Sep	2016 Budget	2017 Budget
<u>EX10 (Salaries &amp; Wages)</u>							
8000-0000 Salaries	22,887	23,429	11,969	26,846	17,702	24,750	25,250
8001-0000 Overtime	-	-	30	-	-	-	-
	<u>22,887</u>	<u>23,429</u>	<u>11,999</u>	<u>26,846</u>	<u>17,702</u>	<u>24,750</u>	<u>25,250</u>
<u>EX20 (Fringe Benefits)</u>							
8010-0000 FICA	1,707	1,746	893	1,820	1,318	1,900	1,925
8011-0000 Pension-VMF	1,358	1,562	837	1,657	1,168	1,625	1,725
8012-0000 Pension-EE (VMF Paid)	-	12	-	-	-	-	-
8013-0000 Health Insurance	5,236	1,365	726	5,819	4,138	5,575	5,625
8014-0000 Dental Insurance	283	283	142	283	223	300	300
8015-0000 Life Insurance	100	109	59	151	116	150	150
8016-0000 Workers' Comp Insurance	-	88	(187)	709	1,032	1,150	1,125
	<u>8,684</u>	<u>5,165</u>	<u>2,470</u>	<u>10,439</u>	<u>7,995</u>	<u>10,700</u>	<u>10,850</u>
<u>EX40 (Materials And Supplies)</u>							
8100-0000 Office Supplies	2	242	-	-	-	-	-
<u>EX60 (Contractual Services)</u>							
8300-0000 Contracts	2,345	5,632	5,636	2,127	4,726	5,500	4,000
	<u>33,918</u>	<u>34,468</u>	<u>20,105</u>	<u>39,412</u>	<u>30,423</u>	<u>40,950</u>	<u>40,100</u>



**Village of Menomonee Falls  
100-280 (Emergency Government)  
As of September 30, 2016**

	2012 Actual	2013 Actual	2014 Actual	2015 Actual	2016 Thru Sep	2016 Budget	2017 Budget
<u>EX40 (Materials And Supplies)</u>							
8110-0000 Department Supplies	63	-	113	12	845	700	700
<u>EX44 (Repair/Maintenance)</u>							
8162-3000 RM-Equipment	374	716	169	12	6	750	750
8162-4300 RM-Sirens	892	3,550	-	960	359	3,550	3,550
	<u>1,266</u>	<u>4,266</u>	<u>169</u>	<u>972</u>	<u>365</u>	<u>4,300</u>	<u>4,300</u>
<u>EX50 (Utilities)</u>							
8200-2801 Recurring Charges	1,270	698	727	734	-	698	700
	<u>2,599</u>	<u>4,964</u>	<u>1,009</u>	<u>1,718</u>	<u>1,210</u>	<u>5,698</u>	<u>5,700</u>

**Village of Menomonee Falls  
100-290 (Public Safety Commission)  
As of September 30, 2016**

	2012 Actual	2013 Actual	2014 Actual	2015 Actual	2016 Thru Sep	2016 Budget	2017 Budget
<u>EX30 (Employee Training/Expense)</u>							
8075-0000 Recruitment & Personnel	633	-	-	-	-	500	500
<u>EX40 (Materials And Supplies)</u>							
8110-2902 Prisoner Board	14,777	20,548	8,826	12,391	4,040	15,500	13,000
<u>EX60 (Contractual Services)</u>							
8300-2901 HAWS Contract	9,570	9,570	9,570	19,140	-	9,570	9,570
	<u>24,980</u>	<u>30,118</u>	<u>18,396</u>	<u>31,531</u>	<u>4,040</u>	<u>25,570</u>	<u>23,070</u>

**Village of Menomonee Falls  
100-400 (Street Maintenance)  
As of September 30, 2016**

	2012 Actual	2013 Actual	2014 Actual	2015 Actual	2016 Thru Sep	2016 Budget	2017 Budget
<b>EX10 (Salaries &amp; Wages)</b>							
8000-0000 Salaries	957,758	783,032	771,350	746,312	570,429	817,475	871,875
8001-0000 Overtime	36,458	50,344	49,539	39,372	30,188	69,650	55,000
8001-2000 Vacation Payout	-	-	-	1,937	1,593	-	-
8001-2002 Comp-Time Payout	-	-	-	1,309	465	-	-
8002-0000 Part Time Wages	7,589	-	-	-	-	-	-
8004-0000 Temporary Help	-	-	292	26,082	3,954	10,000	5,000
8008-0000 Retirement/Severance	-	14,496	-	1,032	829	-	-
	<u>1,001,805</u>	<u>847,872</u>	<u>821,181</u>	<u>816,044</u>	<u>607,458</u>	<u>897,125</u>	<u>931,875</u>
<b>EX20 (Fringe Benefits)</b>							
8010-0000 FICA	75,202	63,923	59,276	60,617	44,424	68,625	71,300
8011-0000 Pension-VMF	57,217	56,632	56,562	54,242	39,424	58,550	63,025
8013-0000 Health Insurance	313,636	238,159	243,694	251,665	159,916	270,125	217,025
8013-0020 Health Ins Retiree	-	-	-	6,668	-	-	-
8014-0000 Dental Insurance	17,419	13,342	12,716	15,880	9,044	14,675	11,975
8014-0010 Dental Ins Retiree	-	-	-	29	-	-	-
8015-0000 Life Insurance	3,737	3,429	2,977	2,607	1,999	3,100	3,325
8016-0000 Worker's Comp Insurance	75,100	40,006	33,052	24,604	35,891	40,200	39,175
8030-0000 Wage/Benefit Transfers	(6,773)	(5,850)	(1,537)	(7,953)	(3,489)	(5,000)	(5,000)
8030-0740 Wage/Bene Storm Water Ut	(296,737)	(243,723)	(285,066)	(297,525)	(162,447)	(253,330)	(253,330)
	<u>238,801</u>	<u>165,918</u>	<u>121,674</u>	<u>110,834</u>	<u>124,762</u>	<u>196,945</u>	<u>147,495</u>
<b>EX30 (Employee Training/Expense)</b>							
8070-0000 Training & Education	141	24	430	-	795	500	500
8090-0000 Uniforms/Protective Equipment	8,087	10,789	13,812	16,955	11,868	14,000	14,500
	<u>8,228</u>	<u>10,813</u>	<u>14,242</u>	<u>16,955</u>	<u>12,663</u>	<u>14,500</u>	<u>15,000</u>
<b>EX40 (Materials And Supplies)</b>							
8100-0000 Office Supplies	946	216	518	473	544	500	500
8100-0210 Membership/Publications	576	583	928	561	693	400	400
8110-0000 Department Supplies	12,408	7,738	9,184	8,234	7,854	8,000	8,000
8110-1201 Safety Supplies	731	460	-	-	-	-	-
8170-4000 Gas & Diesel Fuel	70,428	181,168	98,962	72,507	40,369	195,000	150,000
8182-1400 Street Light Projects	(2,661)	5,300	(8,430)	78,785	1,736	-	45,000
8182-1401 Traffic Signals	(443)	7,855	3,540	10,711	7,847	10,000	10,000
8182-1402 Signs & Markings	15,284	9,121	12,656	19,110	3,501	14,000	15,000
8182-1403 Street Repairs - Small	9,654	7,075	8,323	7,444	9,043	7,500	7,500
8182-1404 Street/Road Maint/Repair	700,000	700,000	699,139	641,836	78,534	700,000	700,000
8182-1405 Storm Sewer Maintenance	-	-	-	-	28	-	-
8182-1407 Priv.Driv.Culvert Repair	3,730	3,189	2,790	4,230	1,198	3,000	3,000
8182-1410 Pavement Marking	36,682	36,024	37,168	10,633	9,677	38,000	38,000
	<u>847,335</u>	<u>958,729</u>	<u>864,778</u>	<u>854,524</u>	<u>161,024</u>	<u>976,400</u>	<u>977,400</u>
<b>EX44 (Repair/Maintenance)</b>							
8162-1400 RM-St.Lights	20,401	13,049	(10,360)	43,079	(744)	12,000	12,000
8162-4001 RM-Fuel System	7,956	6,877	1,822	3,751	5,694	8,000	8,000
8162-4100 RM-Radio Equip.	330	1,192	1,466	1,490	-	1,000	1,000
	<u>28,687</u>	<u>21,118</u>	<u>(7,072)</u>	<u>48,320</u>	<u>4,950</u>	<u>21,000</u>	<u>21,000</u>
<b>EX45 (Lease/Rent Expense)</b>							
8152-3000 Rent - Equipment	216	964	239	1,087	160	500	500
<b>EX47 (Property &amp; Equipment)</b>							
8110-0150 Medium Equip/Tools	4,695	3,263	99	3,379	-	3,000	8,000
8188-4100 Radio Hardware	13,619	-	-	-	-	500	500
8190-6000 Furnishings	466	-	-	-	-	-	-
8190-9000 Rev Capital Fund Payment	180,569	217,339	250,000	253,000	-	440,000	525,000
	<u>199,349</u>	<u>220,602</u>	<u>250,099</u>	<u>256,379</u>	<u>-</u>	<u>443,500</u>	<u>533,500</u>
<b>EX50 (Utilities)</b>							
8200-4001 Street Light Power	456,180	462,189	475,510	475,805	346,400	465,000	475,000
8200-4002 Traffic Signal Power	17,843	17,233	19,283	18,006	11,690	19,000	19,000
	<u>474,023</u>	<u>479,422</u>	<u>494,793</u>	<u>493,811</u>	<u>358,090</u>	<u>484,000</u>	<u>494,000</u>

**Village of Menomonee Falls  
100-400 (Street Maintenance)  
As of September 30, 2016**

	2012 Actual	2013 Actual	2014 Actual	2015 Actual	2016 Thru Sep	2016 Budget	2017 Budget
<u>EX51 (DPW Activities)</u>							
8110-4000 Mail Box Repair/Replcmnt	1,626	636	570	542	486	2,500	2,500
8110-4001 Sand/Salt/Calciumchloride	339,922	582,596	373,045	309,191	294,864	325,000	350,000
8110-4002 Welding Supplies	7,546	7,066	7,621	6,579	3,297	7,000	7,000
8110-4007 Alternative Fuel Supplies	1,736	449	1,499	672	758	2,500	2,500
	<u>350,830</u>	<u>590,747</u>	<u>382,735</u>	<u>316,984</u>	<u>299,405</u>	<u>337,000</u>	<u>362,000</u>
<u>EX60 (Contractual Services)</u>							
8300-0000 Contracts	5,250	68,600	60,490	68,794	37,980	125,000	100,000
<u>EX70 (Other Operating)</u>							
8209-0000 Diggers Hot Line	9,661	9,935	10,129	10,661	6,757	10,000	10,000
8495-0000 Vlg Bd - Special Projects	4,433	17,950	-	-	-	5,000	-
	<u>14,094</u>	<u>27,885</u>	<u>10,129</u>	<u>10,661</u>	<u>6,757</u>	<u>15,000</u>	<u>10,000</u>
	<u><u>3,168,618</u></u>	<u><u>3,392,670</u></u>	<u><u>3,013,288</u></u>	<u><u>2,994,393</u></u>	<u><u>1,613,249</u></u>	<u><u>3,510,970</u></u>	<u><u>3,592,770</u></u>

**Village of Menomonee Falls  
100-420 (Equipment Maintenance)  
As of September 30, 2016**

	2012 Actual	2013 Actual	2014 Actual	2015 Actual	2016 Thru Sep	2016 Budget	2017 Budget
<b><u>EX10 (Salaries &amp; Wages)</u></b>							
8000-0000 Salaries	126,573	151,223	163,205	162,831	130,584	169,100	186,825
8001-0000 Overtime	10,073	10,665	7,832	4,363	3,837	11,350	10,000
8001-2000 Vacation Payout	-	-	-	312	319	-	-
8001-2002 Comp-Time Payout	-	-	-	121	54	-	-
	<u>136,646</u>	<u>161,888</u>	<u>171,037</u>	<u>167,627</u>	<u>134,794</u>	<u>180,450</u>	<u>196,825</u>
<b><u>EX20 (Fringe Benefits)</u></b>							
8010-0000 FICA	10,515	12,152	12,779	12,764	10,059	13,800	15,050
8011-0000 Pension-VMF	8,250	10,807	11,941	11,596	8,888	11,900	13,375
8013-0000 Health Insurance	33,687	30,587	32,450	34,224	24,338	32,775	27,850
8014-0000 Dental Insurance	1,842	1,657	1,644	1,644	1,293	1,725	1,500
8015-0000 Life Insurance	335	340	363	371	288	350	600
8016-0000 Worker's Comp Insurance	16,930	8,186	7,018	4,924	7,174	8,025	8,275
	<u>71,559</u>	<u>63,729</u>	<u>66,195</u>	<u>65,523</u>	<u>52,040</u>	<u>68,575</u>	<u>66,650</u>
<b><u>EX30 (Employee Training/Expense)</u></b>							
8070-0000 Training & Education	1,059	579	-	140	2,610	1,200	2,000
8090-0000 Uniforms	8,291	7,839	8,127	9,054	5,916	9,500	9,500
	<u>9,350</u>	<u>8,418</u>	<u>8,127</u>	<u>9,194</u>	<u>8,526</u>	<u>10,700</u>	<u>11,500</u>
<b><u>EX40 (Materials And Supplies)</u></b>							
8100-0000 Office Supplies	-	180	2,731	1,032	-	-	-
8100-0210 Membership/Publications	1,962	4,571	3,514	3,601	3,638	2,000	2,000
8110-0000 Department Supplies	128,301	127,706	158,526	144,114	98,897	155,000	155,000
8110-0009 Plow blade costs	27,042	26,621	22,633	11,389	2,230	22,000	15,000
8110-0100 Small Equip./Tools	2,185	2,074	2,985	2,986	1,777	2,200	4,000
8110-1201 Safety Supplies	68	-	-	-	-	-	-
	<u>159,558</u>	<u>161,152</u>	<u>190,389</u>	<u>163,122</u>	<u>106,542</u>	<u>181,200</u>	<u>176,000</u>
<b><u>EX44 (Repair/Maintenance)</u></b>							
8162-3000 RM-Equipment	2,354	21	273	1,412	-	1,000	1,000
8162-4000 RM-Vehicles	3,258	102	-	-	-	-	-
8162-4100 RM-Radio Equip.	98	-	-	-	-	-	-
	<u>5,710</u>	<u>123</u>	<u>273</u>	<u>1,412</u>	<u>-</u>	<u>1,000</u>	<u>1,000</u>
<b><u>EX47 (Property &amp; Equipment)</u></b>							
8188-4200 Service Equipment	3,158	2,407	58,938	-	-	-	-
<b><u>EX51 (DPW Activities)</u></b>							
8110-4002 Welding Supplies	495	234	-	-	99	-	-
<b><u>EX60 (Contractual Services)</u></b>							
8300-0420 Contract R&M Equipment	3,127	9,068	41,782	19,965	6,759	20,000	20,000
	<u>389,603</u>	<u>407,019</u>	<u>536,741</u>	<u>426,843</u>	<u>308,760</u>	<u>461,925</u>	<u>471,975</u>

**Village of Menomonee Falls  
100-440 (Garages)  
As of September 30, 2016**

	2012 Actual	2013 Actual	2014 Actual	2015 Actual	2016 Thru Sep	2016 Budget	2017 Budget
<u>EX40 (Materials And Supplies)</u>							
8110-0000 Department Supplies	2,692	276	210	-	-	-	-
<u>EX44 (Repair/Maintenance)</u>							
8162-2000 RM-Building	18,456	24,621	18,495	24,203	14,338	18,000	18,000
<u>EX50 (Utilities)</u>							
8200-0010 Light/Power	24,442	29,208	30,335	25,761	18,548	28,000	28,000
8200-0020 Heat (Gas & Oil)	24,812	33,380	47,770	25,413	18,836	43,000	43,000
8200-0030 Water/Sewer VMF	2,764	3,017	2,991	2,818	2,297	4,000	4,000
8200-0040 Util - Otto Property	582	233	249	331	152	800	-
8200-0050 Utility-Sunnyside School	70	104	37	-	-	-	-
8200-2201 Alarm System	838	419	1,023	921	839	1,000	1,000
	<u>53,508</u>	<u>66,361</u>	<u>82,405</u>	<u>55,244</u>	<u>40,672</u>	<u>76,800</u>	<u>76,000</u>
	<u>74,656</u>	<u>91,258</u>	<u>101,110</u>	<u>79,447</u>	<u>55,010</u>	<u>94,800</u>	<u>94,000</u>

**Village of Menomonee Falls  
100-580 (Old Falls Village)  
As of September 30, 2016**

	2012 Actual	2013 Actual	2014 Actual	2015 Actual	2016 Thru Sep	2016 Budget	2017 Budget
<u>EX44 (Repair/Maintenance)</u>							
8162-2000 RM-Building	11,548	13,256	16,625	6,683	3,309	15,000	15,000
<u>EX50 (Utilities)</u>							
8200-0010 Light/Power	6,614	8,972	4,400	4,021	5,339	7,000	7,000
8200-0020 Heat (Gas & Oil)	2,071	2,219	3,544	2,492	1,358	4,000	4,000
8200-0030 Water/Sewer VMF	2,504	1,992	1,944	1,739	724	2,200	2,200
8200-2201 Alarm System	1,225	719	719	719	-	700	700
	12,414	13,902	10,607	8,971	7,421	13,900	13,900
	<u>23,962</u>	<u>27,158</u>	<u>27,232</u>	<u>15,654</u>	<u>10,730</u>	<u>28,900</u>	<u>28,900</u>

**Village of Menomonee Falls  
100-620 (Park Operations)  
As of September 30, 2016**

	2012 Actual	2013 Actual	2014 Actual	2015 Actual	2016 Thru Sep	2016 Budget	2017 Budget
<b><u>EX10 (Salaries &amp; Wages)</u></b>							
8000-0000 Salaries	252,861	294,946	267,202	297,270	204,835	299,100	316,100
8001-0000 Overtime	8,368	15,275	11,586	6,936	6,948	22,750	18,000
8001-2000 Vacation Payout	-	-	-	1,531	1,275	-	-
8004-0000 Temporary Help	32,250	37,732	24,238	4,891	21,488	30,000	30,000
8008-0000 Retirement/Severance	-	-	30,836	-	657	-	-
	<u>293,479</u>	<u>347,953</u>	<u>333,862</u>	<u>310,628</u>	<u>235,203</u>	<u>351,850</u>	<u>364,100</u>
<b><u>EX20 (Fringe Benefits)</u></b>							
8010-0000 FICA	21,554	26,027	24,900	23,013	17,913	26,925	27,850
8011-0000 Pension-VMF	15,954	21,415	19,410	20,712	14,384	21,250	22,725
8013-0000 Health Insurance	74,222	78,078	69,088	72,046	51,932	71,575	85,425
8014-0000 Dental Insurance	4,262	4,346	3,584	3,518	2,812	3,825	4,700
8014-0010 Dental Ins Retiree	-	-	-	29	-	-	-
8015-0000 Life Insurance	897	1,208	1,175	1,577	1,028	1,325	1,450
8016-0000 Worker's Comp Insurance	21,051	16,016	14,198	10,306	14,204	15,900	15,500
	<u>137,940</u>	<u>147,090</u>	<u>132,355</u>	<u>131,201</u>	<u>102,273</u>	<u>140,800</u>	<u>157,650</u>
<b><u>EX30 (Employee Training/Expense)</u></b>							
8070-0000 Training & Education	-	-	-	100	100	250	250
<b><u>EX40 (Materials And Supplies)</u></b>							
8110-0000 Department Supplies	10,654	5,679	9,530	6,402	7,012	10,000	10,000
8110-1501 Custodial Supplies	1,010	1,852	5,454	6,991	3,623	5,000	6,000
8110-6201 Main Pk Bldg Supplies	-	-	-	-	440	-	-
8110-6203 Chemicals	1,409	1,496	1,736	2,448	1,596	1,600	1,600
8170-4000 Gas & Diesel Fuel	22,479	24,814	22,316	14,949	6,623	22,000	20,000
8182-1402 Signs & Markings	927	827	863	4,382	1,725	5,000	5,000
8182-1620 Misc Park Improvements	299	70	1,454	1,429	1,523	1,000	1,000
8182-1623 Park Vandalism	(391)	797	(3,831)	(1,874)	980	1,000	1,000
	<u>36,387</u>	<u>35,535</u>	<u>37,522</u>	<u>34,727</u>	<u>23,522</u>	<u>45,600</u>	<u>44,600</u>
<b><u>EX44 (Repair/Maintenance)</u></b>							
8162-2000 RM-Building	2,863	2,385	2,202	18,758	1,946	3,000	3,000
8162-4000 RM-Vehicles	22,836	18,722	30,757	25,148	17,758	30,000	30,000
8162-4100 RM-Radio Equip.	100	-	-	-	243	-	-
	<u>25,799</u>	<u>21,107</u>	<u>32,959</u>	<u>43,906</u>	<u>19,947</u>	<u>33,000</u>	<u>33,000</u>
<b><u>EX46 (Forestry)</u></b>							
8110-6202 Forestry Supplies	3,088	925	2,046	985	356	1,000	1,000
8110-6205 Forestry Chemicals	566	378	393	575	-	500	500
8182-1621 Plants And Shrubs	506	369	-	-	-	500	500
8182-1624 Insect & Disease Control	12	-	307	513	996	500	500
8182-1625 Trees	153	188	626	1,316	1,343	500	500
8182-1626 Invasive Species Control	-	9,341	17,196	23,015	11,843	25,000	25,000
	<u>4,325</u>	<u>11,201</u>	<u>20,568</u>	<u>26,404</u>	<u>14,538</u>	<u>28,000</u>	<u>28,000</u>
<b><u>EX47 (Property &amp; Equipment)</u></b>							
8180-9620 Land Acq - Parks	-	-	142,817	-	94,786	-	-
<b><u>EX50 (Utilities)</u></b>							
8200-0010 Light/Power	30,727	32,601	37,262	34,261	27,420	32,000	32,000
8200-0020 Heat (Gas & Oil)	5,234	7,054	7,417	3,391	2,160	8,000	8,000
8200-0030 Water/Sewer VMF	13,679	7,241	7,714	9,884	6,266	8,000	8,000
8220-2201 Alarm system	419	-	-	-	-	-	-
	<u>50,059</u>	<u>46,896</u>	<u>52,393</u>	<u>47,536</u>	<u>35,846</u>	<u>48,000</u>	<u>48,000</u>
<b><u>EX60 (Contractual Services)</u></b>							
8300-0620 Contract Landscape Maintenar	44,860	79,177	70,204	99,292	88,966	111,000	120,000
8300-0621 Contract Tree Maintenance	9,337	30,359	32,021	10,714	26,595	25,000	30,000
	<u>54,197</u>	<u>109,536</u>	<u>102,225</u>	<u>110,006</u>	<u>115,561</u>	<u>136,000</u>	<u>150,000</u>
	<u>602,186</u>	<u>719,318</u>	<u>854,701</u>	<u>704,508</u>	<u>641,776</u>	<u>783,500</u>	<u>825,600</u>



**Village of Menomonee Falls  
100-640 (Park Projects)  
As of September 30, 2016**

	2012 Actual	2013 Actual	2014 Actual	2015 Actual	2016 Thru Sep	2016 Budget	2017 Budget
<u>EX48 (Park Projects)</u>							
8110-6401 Portable Toilet Rental	2,731	3,039	3,307	4,061	3,570	3,000	3,500
8110-6402 Christmas Decorations	339	5,159	544	524	-	800	800
8182-1641 Ball Diamonds	9,746	9,196	7,034	5,446	7,310	7,000	7,000
8182-1642 Impr-Lime Kiln Park	12,220	40	-	3,251	-	500	500
8182-1643 Meno River Pkwy	191	-	-	-	-	500	500
8182-1644 Riverside Park	-	9	-	-	-	500	500
8182-1645 Rotary Park	342	-	500	471	194	800	800
8182-1646 Tennis Ct Maintenance	-	2,353	222	1,409	619	2,000	2,000
8182-1647 Village Park	4,957	609	271	382	-	1,000	1,000
8182-1649 Willowood Park	1,097	327	391	514	107	1,000	1,000
8182-1651 Parkland Misc.	3,556	-	500	1,821	-	1,000	1,000
8182-1652 Oakwood Park	702	791	586	1,698	179	1,000	1,000
8182-1653 Mill Pond Park	1,536	619	1,518	36	47	500	500
8182-1659 River's Edge Park	1,064	184	-	1,200	-	1,000	1,000
	<u>38,481</u>	<u>22,326</u>	<u>14,873</u>	<u>20,813</u>	<u>12,026</u>	<u>20,600</u>	<u>21,100</u>
	<u>38,481</u>	<u>22,326</u>	<u>14,873</u>	<u>20,813</u>	<u>12,026</u>	<u>20,600</u>	<u>21,100</u>

**Village of Menomonee Falls  
100-750 (CDA)  
As of September 30, 2016**

	2012 Actual	2013 Actual	2014 Actual	2015 Actual	2016 Thru Sep	2016 Budget	2017 Budget
<b><u>EX10 (Salaries &amp; Wages)</u></b>							
8000-0000 Salaries	23,608	24,100	25,449	26,298	17,195	24,475	24,525
8001-2000 Vacation Payout	-	-	-	462	1,179	-	-
	<u>23,608</u>	<u>24,100</u>	<u>25,449</u>	<u>26,760</u>	<u>18,374</u>	<u>24,475</u>	<u>24,525</u>
<b><u>EX20 (Fringe Benefits)</u></b>							
8010-0000 FICA	1,365	1,352	1,457	1,439	1,304	1,875	1,875
8011-0000 Pension-VMF	1,407	1,606	1,779	1,702	1,182	1,625	1,675
8013-0000 Health Insurance	2,717	2,694	2,880	3,037	2,160	3,000	2,875
8014-0000 Dental Insurance	328	348	378	412	318	400	175
8015-0000 Life Insurance	101	135	139	141	107	125	175
8016-0000 Worker's Comp Insurance	-	88	6,810	33	41	45	40
	<u>5,918</u>	<u>6,223</u>	<u>13,443</u>	<u>6,764</u>	<u>5,112</u>	<u>7,070</u>	<u>6,815</u>
<b><u>EX40 (Materials And Supplies)</u></b>							
8100-0210 Membership/Publications	48	33	-	-	-	200	-
<b><u>EX49 (Comm Development)</u></b>							
8110-7501 Marketing	1,195	117	100	-	(1,391)	2,000	-
8110-7503 CDA Projects	-	82	-	-	150	-	-
8110-7504 Local Tourism	205	261	215	186	143	500	-
8110-7505 Visitor/Tourist Bureau	15,000	15,000	1,390	18,445	16,391	15,000	-
8110-7900 Tourism Commission	-	-	-	-	-	-	172,000
8110-7901 Chamber Of Commerce	1,255	1,000	-	-	1,391	1,500	1,500
	<u>17,655</u>	<u>16,460</u>	<u>1,705</u>	<u>18,631</u>	<u>16,684</u>	<u>19,000</u>	<u>173,500</u>
	<u><u>47,229</u></u>	<u><u>46,816</u></u>	<u><u>40,597</u></u>	<u><u>52,155</u></u>	<u><u>40,170</u></u>	<u><u>50,745</u></u>	<u><u>204,840</u></u>

**Village of Menomonee Falls  
100-760 (Engineering)  
As of September 30, 2016**

	2012 Actual	2013 Actual	2014 Actual	2015 Actual	2016 Thru Sep	2016 Budget	2017 Budget
<b><u>EX10 (Salaries &amp; Wages)</u></b>							
8000-0000 Salaries	454,435	367,111	408,926	398,317	321,932	453,675	466,975
8001-0000 Overtime	7,543	6,760	7,349	7,917	4,420	6,850	6,825
8001-2000 Vacation Payout	-	-	-	1,863	-	-	-
8002-0000 Part Time Wages	-	-	-	106	-	-	-
8004-0000 Salaries-Temporary Help	12,781	7,133	8,105	8,244	8,627	13,000	13,000
	<u>474,759</u>	<u>381,004</u>	<u>424,380</u>	<u>416,447</u>	<u>334,979</u>	<u>473,525</u>	<u>486,800</u>
<b><u>EX20 (Fringe Benefits)</u></b>							
8010-0000 FICA	36,037	28,712	31,199	30,982	25,013	36,225	37,250
8011-0000 Pension-VMF	27,794	25,128	28,882	27,928	21,638	30,400	32,225
8013-0000 Health Insurance	104,012	73,646	95,367	90,052	70,181	94,375	95,100
8014-0000 Dental Insurance	6,361	4,735	5,632	4,717	3,800	5,050	5,175
8015-0000 Life Insurance	691	500	491	496	492	800	825
8016-0000 Worker's Comp Insurance	1,371	1,292	472	11,213	18,064	20,225	19,725
8030-0210 Wage/Bene Muni Fac Transfer:	-	-	(790)	-	-	-	-
8030-0605 Wage/Bene Muni Fac Transfer:	-	(28,813)	(14,763)	(484)	-	(1,000)	(1,000)
8030-0610 Wage/Bene CP Transfers	(305,004)	(278,453)	(361,590)	(357,522)	(18,145)	(290,000)	(290,000)
8030-0615 Wage/Bene TID 4 Transfers	-	(406)	-	-	-	-	-
8030-0616 Wage/Bene TID 5 Transfers	(36,982)	(17,227)	(72,635)	(23,596)	-	-	-
8030-0620 Wage/Benefit TID 8 Transfers	(646)	(7,582)	(37,576)	(48,201)	-	(3,000)	(7,000)
8030-0621 Wage/Bene TID 9 Transfers	(254)	(1,240)	-	-	-	-	-
8030-0720 Wage/Bene WU Transfers	(137,161)	(89,395)	(52,168)	(22,861)	-	(24,000)	(24,000)
8030-0730 Wage/Bene SU Transfers	(22,370)	(17,686)	(13,873)	(19,562)	-	(24,000)	(20,000)
8030-0740 Wage/Bene Storm Water Ut	(72,473)	(80,642)	(74,739)	(103,465)	-	(94,000)	(94,000)
	<u>(398,624)</u>	<u>(387,431)</u>	<u>(466,091)</u>	<u>(410,303)</u>	<u>121,043</u>	<u>(248,925)</u>	<u>(245,700)</u>
<b><u>EX30 (Employee Training/Expense)</u></b>							
8070-0000 Training & Education	2,817	3,699	3,780	1,325	2,786	5,000	5,000
8070-0001 Training-Data Base GIS	140	80	-	312	-	1,000	1,000
8070-0008 Training-Computer	-	-	-	-	-	354	354
8080-0000 Travel Expenses	26	-	-	-	-	-	-
	<u>2,983</u>	<u>3,779</u>	<u>3,780</u>	<u>1,637</u>	<u>2,786</u>	<u>6,354</u>	<u>6,354</u>
<b><u>EX40 (Materials And Supplies)</u></b>							
8100-0000 Office Supplies	378	521	249	263	74	1,500	1,000
8100-0210 Membership/Publications	215	309	225	225	225	300	300
8110-0000 Department Supplies	1,099	863	-	581	9,620	1,000	650
8170-4000 Gas & Diesel Fuel	4,043	3,749	3,558	3,043	1,913	5,000	4,000
	<u>5,735</u>	<u>5,442</u>	<u>4,032</u>	<u>4,112</u>	<u>11,832</u>	<u>7,800</u>	<u>5,950</u>
<b><u>EX44 (Repair/Maintenance)</u></b>							
8162-4000 RM-Vehicles	4,946	2,904	2,256	3,410	3,226	3,000	3,000
8162-4100 RM-Radio Equip.	-	-	-	-	-	500	500
8162-6000 RM-Off.Equip	-	-	-	-	-	2,000	1,000
	<u>4,946</u>	<u>2,904</u>	<u>2,256</u>	<u>3,410</u>	<u>3,226</u>	<u>5,500</u>	<u>4,500</u>
<b><u>EX47 (Property &amp; Equipment)</u></b>							
8190-9000 Rev Capital Fund Payment	3,571	3,570	3,572	1,472	-	-	7,900
<b><u>EX60 (Contractual Services)</u></b>							
8300-0000 Contracts	6,500	4,342	-	36,384	16,780	10,000	10,000
8300-0001 Contract GIS Update	-	-	-	134	-	-	-
8300-1904 Temp Employee Services	-	12,883	630	1,201	-	-	-
	<u>6,500</u>	<u>17,225</u>	<u>630</u>	<u>37,719</u>	<u>16,780</u>	<u>10,000</u>	<u>10,000</u>
	<u>99,870</u>	<u>26,493</u>	<u>(27,441)</u>	<u>54,494</u>	<u>490,646</u>	<u>254,254</u>	<u>275,804</u>

**Village of Menomonee Falls  
100-770 (Zoning/Inspections)  
As of September 30, 2016**

	2012 Actual	2013 Actual	2014 Actual	2015 Actual	2016 Thru Sep	2016 Budget	2017 Budget
<b><u>EX10 (Salaries &amp; Wages)</u></b>							
8000-0000 Salaries	141,126	145,605	161,304	172,850	125,164	175,575	181,800
8001-0000 Overtime	-	-	307	-	-	450	450
8002-0000 Part Time Wages	-	-	6,652	10,894	4,245	11,725	11,100
8004-0000 Temporary Help	4,355	4,387	-	-	-	-	-
	<u>145,481</u>	<u>149,992</u>	<u>168,263</u>	<u>183,744</u>	<u>129,409</u>	<u>187,750</u>	<u>193,350</u>
<b><u>EX20 (Fringe Benefits)</u></b>							
8010-0000 FICA	10,665	11,072	12,484	13,642	9,606	14,350	14,800
8011-0000 Pension-VMF	8,292	9,595	11,271	11,723	8,261	11,625	12,400
8012-0000 Pension-EEE Share	-	12	-	-	-	-	-
8013-0000 Health Insurance	40,132	43,448	47,187	48,541	34,369	46,500	46,850
8014-0000 Dental Insurance	2,201	2,201	2,342	2,376	1,862	2,500	2,550
8015-0000 Life Insurance	659	701	926	981	762	1,025	1,050
8016-0000 Worker's Comp Insurance	408	429	(629)	2,960	4,298	4,825	4,675
	<u>62,357</u>	<u>67,458</u>	<u>73,581</u>	<u>80,223</u>	<u>59,158</u>	<u>80,825</u>	<u>82,325</u>
<b><u>EX30 (Employee Training/Expense)</u></b>							
8070-0000 Training & Education	830	365	784	314	302	1,265	1,265
8080-0000 Travel Expenses	-	25	-	-	-	-	-
	<u>830</u>	<u>390</u>	<u>784</u>	<u>314</u>	<u>302</u>	<u>1,265</u>	<u>1,265</u>
<b><u>EX40 (Materials And Supplies)</u></b>							
8100-0000 Office Supplies	2,703	2,035	724	323	277	1,000	1,000
8100-0050 Records Management	19	-	-	-	-	-	-
8100-0210 Membership/Publications	92	78	75	-	-	200	200
8100-0220 Notices & Publications	540	1,094	1,048	941	-	500	500
8110-0000 Department Supplies	554	667	1,413	1,808	124	1,500	1,500
8110-7701 Building Seals	-	-	-	1,979	2,311	2,000	2,500
8110-7702 House Numbers	-	472	1,472	-	830	1,500	1,500
8170-4000 Gas & Diesel Fuel	400	272	312	648	107	300	300
	<u>4,308</u>	<u>4,618</u>	<u>5,044</u>	<u>5,699</u>	<u>3,649</u>	<u>7,000</u>	<u>7,500</u>
<b><u>EX44 (Repair/Maintenance)</u></b>							
8160-6000 MCont-Off.Equip.	-	-	-	-	-	200	-
8162-4000 RM-Vehicles	999	78	125	14	-	500	-
	<u>999</u>	<u>78</u>	<u>125</u>	<u>14</u>	<u>-</u>	<u>700</u>	<u>-</u>
<b><u>EX60 (Contractual Services)</u></b>							
8300-2401 Building Inspector	184,513	189,789	209,360	293,122	197,246	278,063	280,000
8300-2402 Weights/Measures Contract	8,800	8,800	8,800	8,800	8,800	9,680	9,680
	<u>193,313</u>	<u>198,589</u>	<u>218,160</u>	<u>301,922</u>	<u>206,046</u>	<u>287,743</u>	<u>289,680</u>
	<u><u>407,288</u></u>	<u><u>421,125</u></u>	<u><u>465,957</u></u>	<u><u>571,916</u></u>	<u><u>398,564</u></u>	<u><u>565,283</u></u>	<u><u>574,120</u></u>

**Village of Menomonee Falls  
100-790 (Planning)  
As of September 30, 2016**

	2012 Actual	2013 Actual	2014 Actual	2015 Actual	2016 Thru Sep	2016 Budget	2017 Budget
<b><u>EX10 (Salaries &amp; Wages)</u></b>							
8000-0000 Salaries	180,181	185,347	191,398	195,164	158,133	223,900	237,625
8001-2000 Vacation Payout	-	-	-	3,161	-	-	-
8004-0000 Temporary Help	-	-	-	-	4,406	-	-
8008-0000 Retirement/Severance	-	1,758	-	-	-	-	-
	<u>180,181</u>	<u>187,105</u>	<u>191,398</u>	<u>198,325</u>	<u>162,539</u>	<u>223,900</u>	<u>237,625</u>
<b><u>EX20 (Fringe Benefits)</u></b>							
8010-0000 FICA	13,502	13,784	14,041	14,835	11,881	17,125	18,175
8011-0000 Pension-VMF	10,832	11,277	12,835	13,610	10,437	14,775	16,150
8013-0000 Health Insurance	54,674	35,208	39,783	38,581	48,610	52,075	65,775
8014-0000 Dental Insurance	3,040	2,134	2,217	1,850	2,664	2,800	3,625
8015-0000 Life Insurance	457	277	145	176	192	275	275
8016-0000 Worker's Comp Insurance	469	601	(532)	2,642	4,539	5,075	5,000
	<u>82,974</u>	<u>63,281</u>	<u>68,489</u>	<u>71,694</u>	<u>78,323</u>	<u>92,125</u>	<u>109,000</u>
<b><u>EX30 (Employee Training/Expense)</u></b>							
8070-0000 Training & Education	1,508	4,254	-	3,055	1,214	3,635	3,635
8080-0000 Travel Expenses	75	2,402	-	1,073	71	400	400
	<u>1,583</u>	<u>6,656</u>	<u>-</u>	<u>4,128</u>	<u>1,285</u>	<u>4,035</u>	<u>4,035</u>
<b><u>EX40 (Materials And Supplies)</u></b>							
8100-0000 Office Supplies	1,093	668	820	763	2,120	1,240	1,240
8100-0050 Records Management	516	48	110	121	261	2,000	2,000
8100-0210 Membership/Publications	1,198	1,326	555	742	205	1,000	1,000
8100-0220 Notices & Publications	1,055	1,924	2,454	3,057	-	3,500	3,500
8100-0225 Recording Fees	300	390	270	540	-	1,000	1,000
8110-0000 Department Supplies	309	26	-	19	-	50	50
	<u>4,471</u>	<u>4,382</u>	<u>4,209</u>	<u>5,242</u>	<u>2,586</u>	<u>8,790</u>	<u>8,790</u>
<b><u>EX60 (Contractual Services)</u></b>							
8300-7901 Planning Consultant Fee	-	-	25,957	-	-	-	-
	<u>269,209</u>	<u>261,424</u>	<u>290,053</u>	<u>279,389</u>	<u>244,733</u>	<u>328,850</u>	<u>359,450</u>

**Village of Menomonee Falls  
100-910 (Other Uses Of Funds)  
As of September 30, 2016**

	2012 Actual	2013 Actual	2014 Actual	2015 Actual	2016 Thru Sep	2016 Budget	2017 Budget
<u>EX70 (Other Operating)</u>							
8978-0000 Loss on Land Resale	-	-	105,111	-	-	-	-
<u>EX98 (Transfers Out)</u>							
8901-0215 Transfer to Solid Waste Collect	354,564	456,471	495,946	500,032	-	598,500	640,500
8901-0400 Tfr to Special Assessments	-	1,212,005	-	-	-	-	-
8901-0605 Tfr to Facilities/Equipment Fun	500,000	-	913,175	1,843,862	-	-	-
8901-0610 Tfr to Capital Projects	1,095,000	95,000	95,000	6,938,292	-	95,000	95,000
	<u>1,949,564</u>	<u>1,763,476</u>	<u>1,504,121</u>	<u>9,282,186</u>	<u>-</u>	<u>693,500</u>	<u>735,500</u>
	<u><u>1,949,564</u></u>	<u><u>1,763,476</u></u>	<u><u>1,609,232</u></u>	<u><u>9,282,186</u></u>	<u><u>-</u></u>	<u><u>693,500</u></u>	<u><u>735,500</u></u>

**Village of Menomonee Falls  
215-000 (Revenues)  
As of September 30, 2016**

	2012 Actual	2013 Actual	2014 Actual	2015 Actual	2016 Thru Sep	2016 Budget	2017 Budget
<u>RE40 (Intergovernmental)</u>							
7145-0000 Recycling grant	80,065	80,052	79,919	79,945	76,219	60,000	75,000
<u>RE70 (Public Charge For Service)</u>							
7723-0050 Refuse Collection Fee	1,226,419	1,230,545	1,234,840	1,240,797	1,243,981	1,242,000	1,242,000
7727-0000 Recycling Carts	2,900	2,450	3,600	3,800	3,100	2,000	2,000
	<u>1,229,319</u>	<u>1,232,995</u>	<u>1,238,440</u>	<u>1,244,597</u>	<u>1,247,081</u>	<u>1,244,000</u>	<u>1,244,000</u>
<u>RE80 (Interest Income)</u>							
7600-0000 Interest Earnings	-	-	456	633	1,863	-	-
<u>RE85 (Miscellaneous)</u>							
7721-0000 Recycling Program Revenue	-	-	69	-	-	-	-
7728-0000 Recycling Rebate	64,780	20,324	25,610	6,974	2,239	-	-
	<u>64,780</u>	<u>20,324</u>	<u>25,679</u>	<u>6,974</u>	<u>2,239</u>	<u>-</u>	<u>-</u>
<u>RE92 (Transfers In)</u>							
7801-0100 Transfer from General Fund	354,564	456,471	495,946	500,032	-	598,500	640,500
7801-0605 Tfr from Muni Fac/Equipment F	8,394	2,524	-	-	-	-	-
	<u>362,958</u>	<u>458,995</u>	<u>495,946</u>	<u>500,032</u>	<u>-</u>	<u>598,500</u>	<u>640,500</u>
	<u><u>1,737,122</u></u>	<u><u>1,792,366</u></u>	<u><u>1,840,440</u></u>	<u><u>1,832,181</u></u>	<u><u>1,327,402</u></u>	<u><u>1,902,500</u></u>	<u><u>1,959,500</u></u>

**Village of Menomonee Falls  
215-340 (Solid Waste Collection)  
As of September 30, 2016**

	2012 Actual	2013 Actual	2014 Actual	2015 Actual	2016 Thru Sep	2016 Budget	2017 Budget
<u>EX51 (DPW Activities)</u>							
8110-4100 Abandon Hazardous Waste	-	221	181	1,132	-	2,000	2,000
<u>EX60 (Contractual Services)</u>							
8300-3401 Garbage Collection	1,174,416	1,212,713	1,247,769	1,211,093	835,309	1,265,000	1,306,000
8300-3402 State Recycling Fee	113,949	114,447	114,887	115,413	77,362	118,000	118,000
8300-3403 Taxes - Dumping	5,618	9,247	8,892	14,668	4,280	7,000	7,000
	<u>1,293,983</u>	<u>1,336,407</u>	<u>1,371,548</u>	<u>1,341,174</u>	<u>916,951</u>	<u>1,390,000</u>	<u>1,431,000</u>
<u>EX70 (Other Operating)</u>							
8300-3405 Erroneous Garbage Fees	470	526	-	-	-	-	-
	<u>1,294,453</u>	<u>1,337,154</u>	<u>1,371,729</u>	<u>1,342,306</u>	<u>916,951</u>	<u>1,392,000</u>	<u>1,433,000</u>



**Village of Menomonee Falls  
215-350 (Recycling)  
As of September 30, 2016**

	2012 Actual	2013 Actual	2014 Actual	2015 Actual	2016 Thru Sep	2016 Budget	2017 Budget
<u>EX20 (Fringe Benefits)</u>							
8030-0000 Wage/Benefit Transfers	6,773	5,850	1,537	7,953	3,489	5,000	5,000
<u>EX40 (Materials And Supplies)</u>							
8100-0000 Office Supplies	-	10	-	-	-	-	-
8100-0010 Postage/Shipping	2,664	2,983	2,981	3,028	2,606	3,200	3,200
8100-0025 Printing	-	-	-	138	1,196	2,800	2,800
	<u>2,664</u>	<u>2,993</u>	<u>2,981</u>	<u>3,166</u>	<u>3,802</u>	<u>6,000</u>	<u>6,000</u>
<u>EX51 (DPW Activities)</u>							
8110-3501 Recycling Oper.Supplies	197	-	-	-	45	200	200
8110-4012 Spring Brush Pick-up	8,523	6,844	9,144	8,550	-	10,000	10,000
8110-4101 Household Hazardous Mater	7,357	7,515	8,169	8,254	776	7,000	7,000
	<u>16,077</u>	<u>14,359</u>	<u>17,313</u>	<u>16,804</u>	<u>821</u>	<u>17,200</u>	<u>17,200</u>
<u>EX60 (Contractual Services)</u>							
8300-1901 Audit/Acctg. Serv.	300	300	300	300	300	300	300
8300-3500 Curbside Recycling	416,856	431,710	446,581	461,654	318,260	482,000	498,000
	<u>417,156</u>	<u>432,010</u>	<u>446,881</u>	<u>461,954</u>	<u>318,560</u>	<u>482,300</u>	<u>498,300</u>
	<u><u>442,670</u></u>	<u><u>455,212</u></u>	<u><u>468,712</u></u>	<u><u>489,877</u></u>	<u><u>326,672</u></u>	<u><u>510,500</u></u>	<u><u>526,500</u></u>

**Village of Menomonee Falls  
220-000 (Revenues)  
As of September 30, 2016**

	2012 Actual	2013 Actual	2014 Actual	2015 Actual	2016 Thru Sep	2016 Budget	2017 Budget
<u>RE10 (Property Taxes)</u>							
7000-0000 RE/PP Taxes	1,439,535	1,422,116	1,420,173	1,420,173	1,420,173	1,420,173	1,420,173
<u>RE40 (Intergovernmental)</u>							
5005-0000 Grants	-	-	-	1,512	-	2,000	1,924
7452-0000 Co Libr Supplement	7,874	7,480	8,515	25,385	13,318	26,636	25,304
7459-0000 Cross County Border Reimb	30,937	29,129	32,689	32,700	29,844	31,328	32,785
	<u>38,811</u>	<u>36,609</u>	<u>41,204</u>	<u>59,597</u>	<u>43,162</u>	<u>59,964</u>	<u>60,013</u>
<u>RE60 (Fines And Penalties)</u>							
7340-0000 Collections Fee	-	-	420	1,680	735	2,320	1,800
7450-0000 Lib.Fines&Receipts	18,870	20,574	20,307	18,021	13,303	19,000	23,000
	<u>18,870</u>	<u>20,574</u>	<u>20,727</u>	<u>19,701</u>	<u>14,038</u>	<u>21,320</u>	<u>24,800</u>
<u>RE70 (Public Charge For Service)</u>							
7451-0000 Copy Mach Rev. Library	2,072	3,039	4,852	6,277	4,733	5,750	5,750
7454-0000 Printer revenue	4,617	4,195	959	-	-	-	-
7455-0000 NonResident Cards	975	450	750	825	525	750	750
7456-0000 Vending Machine Reimb.	387	359	379	405	328	400	400
7457-0000 Used Books - Adults	3,207	4,063	4,497	5,996	3,048	5,000	6,000
	<u>11,258</u>	<u>12,106</u>	<u>11,437</u>	<u>13,503</u>	<u>8,634</u>	<u>11,900</u>	<u>12,900</u>
<u>RE80 (Interest Income)</u>							
7600-0000 Interest Earnings	1,868	1,399	1,196	1,993	4,893	1,400	1,400
<u>RE85 (Miscellaneous)</u>							
7463-0000 Amazon Referral Funds	385	259	129	84	-	-	-
7700-0000 Misc Revenue	-	15	55	(1)	33	-	-
7705-0000 Misc Donations	122	306	160	598	2,474	800	800
	<u>507</u>	<u>580</u>	<u>344</u>	<u>681</u>	<u>2,507</u>	<u>800</u>	<u>800</u>
	<u><u>1,510,849</u></u>	<u><u>1,493,384</u></u>	<u><u>1,495,081</u></u>	<u><u>1,515,648</u></u>	<u><u>1,493,407</u></u>	<u><u>1,515,557</u></u>	<u><u>1,520,086</u></u>

**Village of Menomonee Falls  
220-500 (Library Operation)  
As of September 30, 2016**

	2012 Actual	2013 Actual	2014 Actual	2015 Actual	2016 Thru Sep	2016 Budget	2017 Budget
<b><u>EX10 (Salaries &amp; Wages)</u></b>							
8000-0000 Salaries	571,719	570,325	573,776	599,201	461,312	638,400	656,000
8001-0000 Overtime	286	82	155	18	320	525	450
8001-2000 Vacation Payout	-	-	-	71	-	-	-
8002-0000 Part Time Wages	197,965	233,149	222,969	221,324	135,240	211,550	213,100
8004-0000 Temporary Help	-	-	-	-	-	500	500
8008-0000 Retirement/Severance	46,624	-	32,552	-	60,482	79,000	-
	<u>816,594</u>	<u>803,556</u>	<u>829,452</u>	<u>820,614</u>	<u>657,354</u>	<u>929,975</u>	<u>870,050</u>
<b><u>EX20 (Fringe Benefits)</u></b>							
8010-0000 FICA	61,526	59,273	62,009	60,691	48,705	71,150	66,575
8011-0000 Pension-VMF	39,621	41,647	44,721	45,734	33,835	52,100	49,500
8013-0000 Health Insurance	165,377	155,583	158,636	162,961	120,592	164,200	165,250
8014-0000 Dental Insurance	9,358	9,700	9,278	9,052	7,357	9,900	10,125
8015-0000 Life Insurance	2,879	2,629	2,538	2,747	1,934	2,950	2,550
8016-0000 Worker's Comp Insurance	2,021	2,409	1,925	1,091	1,579	1,775	1,475
8018-0000 Unemployment Compensation	-	-	-	270	-	-	-
	<u>280,782</u>	<u>271,241</u>	<u>279,107</u>	<u>282,546</u>	<u>214,002</u>	<u>302,075</u>	<u>295,475</u>
<b><u>EX27 (Library Materials/Books)</u></b>							
8140-1020 E Materials	-	5,610	5,610	7,448	5,540	9,000	7,800
8140-1110 Adult Materials	129,826	128,196	118,485	115,112	81,670	141,150	141,150
8140-1120 Young Adult Materials	6,274	8,068	7,756	7,893	5,392	8,950	8,950
8140-1130 Child Materials	31,593	31,253	29,086	35,465	23,633	39,300	39,300
	<u>167,693</u>	<u>173,127</u>	<u>160,937</u>	<u>165,918</u>	<u>116,235</u>	<u>198,400</u>	<u>197,200</u>
<b><u>EX28 (Library Public Services)</u></b>							
8110-5002 Publicity/Programs	1,647	1,036	956	1,456	1,630	1,850	1,650
8130-1000 Programming	3,803	3,204	5,032	5,353	5,415	7,400	7,400
8140-1015 Database Products	9,126	9,500	9,540	9,405	7,292	7,300	8,200
8212-0004 Internet Service	2,460	3,360	4,860	1,870	970	3,400	1,750
	<u>17,036</u>	<u>17,100</u>	<u>20,388</u>	<u>18,084</u>	<u>15,307</u>	<u>19,950</u>	<u>19,000</u>
<b><u>EX30 (Employee Training/Expense)</u></b>							
8070-0000 Training & Education	2,080	1,820	2,210	967	745	3,000	3,000
8075-0000 Recruitment & Personnel	430	314	100	60	501	800	100
8080-0000 Travel Expenses	544	723	987	1,785	441	1,700	2,000
8100-0200 Dues & Subscriptions	1,532	1,565	1,580	1,579	806	2,000	2,200
	<u>4,586</u>	<u>4,422</u>	<u>4,877</u>	<u>4,391</u>	<u>2,493</u>	<u>7,500</u>	<u>7,300</u>
<b><u>EX40 (Materials And Supplies)</u></b>							
8100-0000 Office Supplies	1,682	2,063	1,984	2,330	958	2,500	2,000
8100-0010 Postage/Shipping	3,962	2,447	2,108	1,576	907	2,200	1,400
8100-0020 Paper/Printing	-	70	308	870	1,373	3,000	3,500
8100-0100 Processing/Circ Supplies	4,929	11,823	10,023	18,917	6,915	18,500	17,000
8110-5001 Circ Supplies-Libr	3,395	778	863	863	-	-	-
8130-0000 Computer Supplies	6,077	3,382	1,298	110	-	3,000	3,000
	<u>20,045</u>	<u>20,563</u>	<u>16,584</u>	<u>24,666</u>	<u>10,153</u>	<u>29,200</u>	<u>26,900</u>
<b><u>EX44 (Repair/Maintenance)</u></b>							
8162-6000 RM-Off.Equip	5,658	5,737	10,068	10,543	9,753	10,000	9,850
8162-6005 RM-Furnishings	-	-	-	-	-	-	2,000
8162-8000 RM-Computer Hardware	2,702	2,718	418	1,628	108	3,500	4,035
8162-9990 RM-Misc	-	-	-	-	-	-	2,000
	<u>8,360</u>	<u>8,455</u>	<u>10,486</u>	<u>12,171</u>	<u>9,861</u>	<u>13,500</u>	<u>17,885</u>
<b><u>EX45 (Lease/Rent Expense)</u></b>							
8152-6100 Rent-Copier	7,611	8,481	9,461	7,472	6,288	9,000	6,500
<b><u>EX47 (Property &amp; Equipment)</u></b>							
8188-0000 CapOut-Equipment	1,532	39,382	-	13,599	-	-	-
8190-6000 Furnishings	-	2,610	25,098	151	51,355	60,265	2,500
8190-8000 Computer Hardware	20,688	22,918	37,105	4,976	995	6,500	2,500
8190-8100 Computer Software	14,618	518	125	10,834	1,358	2,900	-
	<u>36,838</u>	<u>65,428</u>	<u>62,328</u>	<u>29,560</u>	<u>53,708</u>	<u>69,665</u>	<u>5,000</u>

**Village of Menomonee Falls  
220-500 (Library Operation)  
As of September 30, 2016**

	2012 Actual	2013 Actual	2014 Actual	2015 Actual	2016 Thru Sep	2016 Budget	2017 Budget
<u>EX50 (Utilities)</u>							
8210-0000 Telephone Service	4,255	3,990	3,722	3,722	2,667	3,900	3,900
8212-0003 Cellular Telephone Service	64	19	6	6	-	10	-
	<u>4,319</u>	<u>4,009</u>	<u>3,728</u>	<u>3,728</u>	<u>2,667</u>	<u>3,910</u>	<u>3,900</u>
<u>EX60 (Contractual Services)</u>							
8300-1901 Audit/Acctg. Serv.	400	400	400	400	400	400	400
8300-1905 Acq. Title Search	2,250	2,260	2,294	2,267	-	-	-
8300-5000 OCLC Utility	10,751	-	-	-	-	-	-
8300-5002 Constant Contact	550	550	168	336	-	-	-
8300-5005 Library System Fees	38,083	59,031	36,744	33,604	28,682	29,300	28,114
8300-5010 Movie licensing	755	781	766	914	-	-	-
8301-0000 IT Maint/Support	-	854	1,569	2,906	3,767	3,900	13,520
8310-0050 Collection Agency Fees	-	-	752	1,799	573	2,320	1,800
	<u>52,789</u>	<u>63,876</u>	<u>42,693</u>	<u>42,226</u>	<u>33,422</u>	<u>35,920</u>	<u>43,834</u>
<u>EX70 (Other Operating)</u>							
8188-0001 Gifts Expended - Budget Only	(355)	-	-	-	1,820	-	800
8188-0005 Grant Expended - Budget Only	-	-	-	-	-	2,000	1,924
	<u>(355)</u>	<u>-</u>	<u>-</u>	<u>-</u>	<u>1,820</u>	<u>2,000</u>	<u>2,724</u>
<u>EX75 (Insurances)</u>							
8610-0000 Liability Insurance	2,500	2,500	7,650	7,322	-	8,150	5,900
8610-0030 Boiler & Machinery	-	-	475	314	-	350	500
8610-0050 Prop Damage Insurance	6,500	8,125	5,500	7,751	-	10,500	7,800
	<u>9,000</u>	<u>10,625</u>	<u>13,625</u>	<u>15,387</u>	<u>-</u>	<u>19,000</u>	<u>14,200</u>
	<u><u>1,425,298</u></u>	<u><u>1,450,883</u></u>	<u><u>1,453,666</u></u>	<u><u>1,426,763</u></u>	<u><u>1,123,310</u></u>	<u><u>1,640,095</u></u>	<u><u>1,509,968</u></u>

**Village of Menomonee Falls  
221-000 (Revenues)  
As of September 30, 2016**

	2012 Actual	2013 Actual	2014 Actual	2015 Actual	2016 Thru Sep	2016 Budget	2017 Budget
<u>RE10 (Property Taxes)</u>							
7000-0000 RE/PP Taxes	303,300	314,420	327,345	314,665	284,050	284,050	284,705
<u>RE80 (Interest Income)</u>							
7600-0000 Interest Earnings	599	428	395	587	1,538	500	3,000
	<u>303,899</u>	<u>314,848</u>	<u>327,740</u>	<u>315,252</u>	<u>285,588</u>	<u>284,550</u>	<u>287,705</u>

**Village of Menomonee Falls  
221-520 (Library Building Maint)  
As of September 30, 2016**

	2012 Actual	2013 Actual	2014 Actual	2015 Actual	2016 Thru Sep	2016 Budget	2017 Budget
<b><u>EX10 (Salaries &amp; Wages)</u></b>							
8000-0000 Salaries	50,620	38,980	35,509	32,941	17,286	24,175	25,275
8001-0000 Overtime	288	-	-	-	-	-	-
8001-2000 Vacation Payout	-	-	-	-	180	-	-
8002-0000 Part Time Wages	20,576	22,609	15,508	5,550	-	-	-
8004-0000 Temporary Help	1,685	-	-	-	-	-	-
8008-0000 Retirement/Severance	-	-	13,601	-	2,558	2,700	-
	<u>73,169</u>	<u>61,589</u>	<u>64,618</u>	<u>38,491</u>	<u>20,024</u>	<u>26,875</u>	<u>25,275</u>
<b><u>EX20 (Fringe Benefits)</u></b>							
8010-0000 FICA	5,440	4,573	4,787	2,669	1,329	2,050	1,925
8011-0000 Pension-VMF	3,892	4,101	3,570	2,477	1,148	1,775	1,725
8013-0000 Health Insurance	12,039	10,457	11,446	17,336	6,225	8,475	8,275
8014-0000 Dental Insurance	657	587	601	587	343	450	450
8014-0010 Dental Ins Retiree	-	-	-	249	-	-	-
8015-0000 Life Insurance	387	374	264	107	43	75	80
8016-0000 Worker's Comp Insurance	4,751	3,143	3,584	1,106	1,121	1,250	1,125
	<u>27,166</u>	<u>23,235</u>	<u>24,252</u>	<u>24,531</u>	<u>10,209</u>	<u>14,075</u>	<u>13,580</u>
<b><u>EX40 (Materials And Supplies)</u></b>							
8100-0020 Paper/Printing	65	108	-	1,252	1,338	1,500	2,000
8110-0000 Department Supplies	-	-	203	-	-	500	500
8110-0100 Small Equip./Tools	-	19	-	-	-	-	-
8110-1501 Custodial Supplies	3,251	4,254	4,220	2,995	2,103	4,500	4,450
	<u>3,316</u>	<u>4,381</u>	<u>4,423</u>	<u>4,247</u>	<u>3,441</u>	<u>6,500</u>	<u>6,950</u>
<b><u>EX44 (Repair/Maintenance)</u></b>							
8162-2000 RM-Building & Grounds	20,879	25,472	16,554	22,594	17,648	23,000	23,000
<b><u>EX50 (Utilities)</u></b>							
8200-0010 Light/Power	100,042	97,640	89,527	99,911	74,021	95,000	95,000
8200-0020 Heat (Gas & Oil)	23,552	27,206	35,855	22,493	11,925	34,000	34,000
8200-0030 Water/Sewer VMF	6,831	5,206	4,087	5,076	3,111	6,000	6,000
	<u>130,425</u>	<u>130,052</u>	<u>129,469</u>	<u>127,480</u>	<u>89,057</u>	<u>135,000</u>	<u>135,000</u>
<b><u>EX60 (Contractual Services)</u></b>							
8300-0000 Contracts	16,381	25,551	9,534	49,931	10,346	21,600	25,600
8300-1501 Mechanicals Contract	11,054	11,591	10,677	7,252	4,315	10,600	11,400
8300-1502 Custodial Contract	2,184	6,253	29,242	31,482	26,497	46,500	46,500
8300-1901 Audit/Acctg. Serv.	400	400	400	400	400	400	400
	<u>30,019</u>	<u>43,795</u>	<u>49,853</u>	<u>89,065</u>	<u>41,558</u>	<u>79,100</u>	<u>83,900</u>
	<u><u>284,974</u></u>	<u><u>288,524</u></u>	<u><u>289,169</u></u>	<u><u>306,408</u></u>	<u><u>181,937</u></u>	<u><u>284,550</u></u>	<u><u>287,705</u></u>

**Village of Menomonee Falls  
500-000 (Revenues)  
As of September 30, 2016**

	2012 Actual	2013 Actual	2014 Actual	2015 Actual	2016 Thru Sep	2016 Budget	2017 Budget
<u>RE10 (Property Taxes)</u>							
7000-0000 RE/PP Taxes	-	-	-	2,374,220	2,356,722	2,356,722	2,331,274
<u>RE80 (Interest Income)</u>							
7600-0000 Interest Earnings	-	-	54	1,112	4,655	100	5,000
<u>RE85 (Miscellaneous)</u>							
5100-0000 Proceeds-Bond Issue	16,200,000	6,780,000	12,275,000	9,975,000	6,780,000	13,955,000	-
<u>RE92 (Transfers In)</u>							
7801-0100 Tfr from GF	2,394,007	2,336,230	2,341,779	27,953	-	27,953	27,953
7801-0400 Tfr from SA	545,043	443,563	285,088	202,708	217,201	167,490	137,151
7801-0605 Tfr from Municipal Facilities	2,139,262	2,027,293	1,845,000	2,078,146	2,058,000	2,080,000	2,070,750
7801-0610 Tfr from CP	174	-	-	-	-	-	-
7801-0612 Tfr from TIF#2	586,844	600,156	587,938	-	-	-	-
7801-0616 Tfr from TIF#5	1,211,786	1,080,091	1,072,047	1,156,375	1,202,469	1,211,563	1,463,063
7801-0618 Transfer from TID 6	775,286	787,178	9,803,685	373,261	231,119	397,213	375,594
7801-0620 Transfer from TID 8	1,807,124	1,888,829	1,904,875	1,922,844	1,197,465	2,746,918	2,770,287
7801-0621 Transfer from TID 9	33	4,256	6,812	6,812	3,406	6,813	6,813
7801-0630 Tfr from TID #10	64,135	105,500	382,978	352,804	320,292	290,346	336,500
7801-0631 Tfr from TID #11	8,057	10,500	10,529	10,500	10,500	10,500	11,156
7801-0632 Tfr from TID #12	-	-	-	7,273	28,800	28,800	1,294,400
	9,531,751	9,283,596	18,240,731	6,138,676	5,269,252	6,967,596	8,493,667
	25,731,751	16,063,596	30,515,785	18,489,008	14,410,629	23,279,418	10,829,941

**Village of Menomonee Falls  
500-800 (Debt Service)  
As of September 30, 2016**

	2012 Actual	2013 Actual	2014 Actual	2015 Actual	2016 Thru Sep	2016 Budget	2017 Budget
<u>EX92 (Bond Issue Expenditures)</u>							
8800-0003 Bond Issuance Expenses	403,009	101,998	307,729	398,508	170,388	245,000	200,000
8800-0004 Bond Premium on Issuance	(1,514,920)	(105,298)	(609,158)	(599,001)	(207,684)	(245,000)	(200,000)
	<u>(1,111,911)</u>	<u>(3,300)</u>	<u>(301,429)</u>	<u>(200,493)</u>	<u>(37,296)</u>	-	-
<u>EX93 (Debt - Principal Payments)</u>							
8810-0000 Principal Payments on Long-Ter	6,548,416	6,670,416	15,756,416	6,434,369	5,608,904	6,984,369	8,500,000
8810-0003 Current Refunding Payments	8,600,000	6,780,000	12,325,000	10,025,000	6,780,000	13,955,000	-
8810-0004 Advance Refunding Payments	-	8,374,271	-	-	-	-	-
	<u>15,148,416</u>	<u>21,824,687</u>	<u>28,081,416</u>	<u>16,459,369</u>	<u>12,388,904</u>	<u>20,939,369</u>	<u>8,500,000</u>
<u>EX94 (Debt - Interest Payments)</u>							
8850-0000 Interest Payments on Long-Ter	3,012,733	2,956,177	2,667,067	2,174,762	1,943,717	2,485,688	2,387,000
<u>EX98 (Transfers Out)</u>							
8901-0100 Tfr To General Fund	-	4,518	3,636	3,559	-	-	-
	<u>17,049,238</u>	<u>24,782,082</u>	<u>30,450,690</u>	<u>18,437,197</u>	<u>14,295,325</u>	<u>23,425,057</u>	<u>10,887,000</u>



**Village of Menomonee Falls  
605-000 (Revenues)  
As of September 30, 2016**

	2012 Actual	2013 Actual	2014 Actual	2015 Actual	2016 Thru Sep	2016 Budget	2017 Budget
<u>RE05 (Charges for Services)</u>							
7716-0000 Tipping Fees - Landfill	4,458,388	2,342,917	2,663,731	2,950,972	1,935,874	2,800,000	2,895,000
<u>RE40 (Intergovernmental)</u>							
7155-0000 Capital Outlay Reimbursement	-	-	-	-	-	-	199,000
<u>RE80 (Interest Income)</u>							
7600-0000 Interest Earnings	2,192	4,608	-	-	-	-	-
7600-0610 Interest on Adv to Cap Projects	1,523	856	686	868	-	800	2,400
	<u>3,715</u>	<u>5,464</u>	<u>686</u>	<u>868</u>	-	<u>800</u>	<u>2,400</u>
<u>RE85 (Miscellaneous)</u>							
5100-0000 Proceeds-Bond Issue	-	-	2,000,000	-	-	-	8,000,000
7708-0000 Hillside Farms Rental Income	5,625	4,453	5,625	5,625	3,984	5,625	5,625
	<u>5,625</u>	<u>4,453</u>	<u>2,005,625</u>	<u>5,625</u>	<u>3,984</u>	<u>5,625</u>	<u>8,005,625</u>
<u>RE92 (Transfers In)</u>							
7801-0200 Tfr from SR	-	86,000	801,979	696,694	-	250,000	285,000
<u>RE95 (Residual Transfer)</u>							
7999-0000 Project Account Transfer	-	250,000	-	-	-	-	-
	<u>4,467,728</u>	<u>2,688,834</u>	<u>5,472,021</u>	<u>3,654,159</u>	<u>1,939,858</u>	<u>3,056,425</u>	<u>11,387,025</u>

**Village of Menomonee Falls  
605-001 (Revenues)  
As of September 30, 2016**

	2012 Actual	2013 Actual	2014 Actual	2015 Actual	2016 Thru Sep	2016 Budget	2017 Budget
<u>RE80 (Interest Income)</u>							
7600-0000 Interest Earnings	528	204	2,795	2,166	8,984	1,000	15,000
7600-0730 Interest Earnings SU Advance	12,045	10,425	8,773	7,087	-	5,367	3,600
7600-0740 Interest Earnings STM Advance	-	-	-	-	-	-	20,000
	<u>12,573</u>	<u>10,629</u>	<u>11,568</u>	<u>9,253</u>	<u>8,984</u>	<u>6,367</u>	<u>38,600</u>
<u>RE85 (Miscellaneous)</u>							
7712-0000 Property Rental	-	-	-	-	4,800	-	-
7720-0000 Sale of Village Property	-	41,906	49,818	149,057	33,547	7,250,000	15,000
	<u>-</u>	<u>41,906</u>	<u>49,818</u>	<u>149,057</u>	<u>38,347</u>	<u>7,250,000</u>	<u>15,000</u>
<u>RE92 (Transfers In)</u>							
7801-0100 Tfr from GF	787,947	323,624	1,273,740	2,355,084	-	810,889	892,848
<u>EX47 (Property &amp; Equipment)</u>							
8188-1000 CapOut-Administration	9,040	-	-	5,000	70,188	84,000	20,000
8188-9220 CapOut-Eq.Fire	56,187	-	24,278	765,153	88,397	621,000	365,000
8188-9400 CapOut-Eq.Public Works	12,205	364,668	241,731	367,268	453,167	450,000	455,000
8188-9625 CapOut - Development	-	-	-	1,810	-	-	28,500
	<u>77,432</u>	<u>364,668</u>	<u>266,009</u>	<u>1,139,231</u>	<u>611,752</u>	<u>1,155,000</u>	<u>868,500</u>
	<u><u>877,952</u></u>	<u><u>740,827</u></u>	<u><u>1,601,135</u></u>	<u><u>3,652,625</u></u>	<u><u>659,083</u></u>	<u><u>9,222,256</u></u>	<u><u>1,814,948</u></u>

**Village of Menomonee Falls  
605-800 (Transfers)  
As of September 30, 2016**

	2012 Actual	2013 Actual	2014 Actual	2015 Actual	2016 Thru Sep	2016 Budget	2017 Budget
<u>EX98 (Transfers Out)</u>							
8901-0100 Tfr To General Fund	-	(290,000)	-	-	-	-	-
<u>EX92 (Bond Issue Expenditures)</u>							
8800-0000 Bond Expenses	-	880	1,627	1,150	1,050	2,000	2,000
<u>EX98 (Transfers Out)</u>							
8901-0215 Transfer to Solid Waste Collect	8,394	2,524	-	-	-	-	-
8901-0500 Tfr to Debt Service	2,139,262	2,027,293	1,845,000	2,078,146	2,058,000	2,080,000	2,070,750
8901-0610 Transfer to Capital Projects	-	3,952,500	-	70,000	160,000	-	-
8901-0621 Transfer to TID #9	300,000	-	-	-	-	-	-
	<u>2,447,656</u>	<u>5,982,317</u>	<u>1,845,000</u>	<u>2,148,146</u>	<u>2,218,000</u>	<u>2,080,000</u>	<u>2,070,750</u>
	<u>2,447,656</u>	<u>5,693,197</u>	<u>1,846,627</u>	<u>2,149,296</u>	<u>2,219,050</u>	<u>2,082,000</u>	<u>2,072,750</u>

**Village of Menomonee Falls  
605-210 (EMS)  
As of September 30, 2016**

	2012 Actual	2013 Actual	2014 Actual	2015 Actual	2016 Thru Sep	2016 Budget	2017 Budget
<b><u>EX47 (Property &amp; Equipment)</u></b>							
8180-1000 Land Acquisitions	-	-	-	-	344,514	-	-
8182-9000 Land Improvements	21,990	314,819	12,016	2,194	-	-	-
8186-9220 CapOut-Bldg Imp (Fire)	-	222,610	3,589,112	2,369,083	(7,001)	-	-
8186-9400 CapOut-Bldg Imp (Public Work	-	-	-	-	302,447	-	11,225,000
8186-9500 CapOut-Bldg Library	27,428	-	-	-	-	-	-
	<u>49,418</u>	<u>537,429</u>	<u>3,601,128</u>	<u>2,371,277</u>	<u>639,960</u>	<u>-</u>	<u>11,225,000</u>
<b><u>EX60 (Contractual Services)</u></b>							
8300-1901 Audit/Acctg. Serv.	800	800	800	800	800	800	800
8302-0000 Consulting	-	-	-	-	-	-	-
8310-0000 Legal Services	-	-	-	-	7,829	-	-
	<u>800</u>	<u>800</u>	<u>800</u>	<u>800</u>	<u>8,629</u>	<u>800</u>	<u>800</u>
	<u><u>50,218</u></u>	<u><u>538,229</u></u>	<u><u>3,601,928</u></u>	<u><u>2,372,077</u></u>	<u><u>648,589</u></u>	<u><u>800</u></u>	<u><u>11,225,800</u></u>

**Village of Menomonee Falls  
700-001 (Revenues)  
As of September 30, 2016**

	2012 Actual	2013 Actual	2014 Actual	2015 Actual	2016 Thru Sep	2016 Budget	2017 Budget
<u>RE80 (Interest Income)</u>							
7600-0000 Interest Earnings	1,334	802	589	853	2,124	500	2,000
7630-0000 Dividend On Investment	46,981	17,651	28,325	29,351	-	29,000	32,600
	<u>48,315</u>	<u>18,453</u>	<u>28,914</u>	<u>30,204</u>	<u>2,124</u>	<u>29,500</u>	<u>34,600</u>
<u>RE85 (Miscellaneous)</u>							
7770-0001 Insurance Refunds	13,820	5,372	-	-	-	-	-
<u>EX75 (Insurances)</u>							
8610-0000 Liability Insurance	57,675	49,425	49,163	48,737	80,287	50,000	54,700
8610-0001 IBNR Adjustment	(11,482)	(30,711)	171,902	(30,348)	-	-	-
8612-0000 Claims Settled	6,305	18,748	20,884	9,568	1,652	15,000	15,000
8612-0200 Damages - Deductible	11,823	13,244	-	-	-	15,000	15,000
	<u>64,321</u>	<u>50,706</u>	<u>241,949</u>	<u>27,957</u>	<u>81,939</u>	<u>80,000</u>	<u>84,700</u>
<u>EX60 (Contractual Services)</u>							
8315-0000 OPEB Appraisal	8,500	-	-	-	-	-	-
	<u>134,956</u>	<u>74,531</u>	<u>270,863</u>	<u>58,161</u>	<u>84,063</u>	<u>109,500</u>	<u>119,300</u>

**Village of Menomonee Falls  
720-001 (Water Utility)  
As of September 30, 2016**

	2012 Actual	2013 Actual	2014 Actual	2015 Actual	2016 Thru Sep	2016 Budget	2017 Budget
<b>RE02 (Capital Contributions)</b>							
0499-0001 CIAOC - Developers	476,722	207,171	1,871,204	563,713	-	-	-
0499-0002 CIAOC - Muni	-	-	327,001	-	-	-	-
	<u>476,722</u>	<u>207,171</u>	<u>2,198,205</u>	<u>563,713</u>	<u>-</u>	<u>-</u>	<u>-</u>
<b>RE05 (Charges for Services)</b>							
0416-0000 Hydrant Rental Revenue	2,600	2,300	1,685	2,960	1,450	3,000	2,500
0416-0001 Sprinkling Meter Install.	6,599	3,040	2,918	4,061	2,420	2,200	4,000
0421-0000 Property Rental	182,586	192,254	212,414	207,166	74,662	217,388	180,000
0460-0000 Unmetered Sales Gen Cust	4,251	4,704	3,366	5,745	3,154	4,200	5,000
0461-0000 Res-Meter Sales	3,014,105	2,700,890	2,580,095	2,849,356	1,838,793	2,510,000	2,800,000
0461-0001 Bus-Meter Sales	1,164,136	1,105,608	1,129,124	1,162,604	789,345	1,050,000	1,200,000
0461-0002 Indus-Meter Sales	559,921	482,504	454,908	514,157	391,743	466,000	520,000
0462-0000 Private Fire Protection	175,378	179,437	180,776	183,396	129,282	175,000	180,000
0463-0000 Public Fire Protection Charge (	1,658,233	1,659,499	1,647,366	1,573,861	1,180,396	1,573,861	1,575,000
0464-0000 Public-Meter Sales	52,137	39,054	35,851	41,889	34,317	31,500	39,000
0464-0001 Muni-Meter Sales	18,852	14,700	15,104	20,447	14,179	14,700	16,000
0470-0000 Penalties	43,670	44,501	43,624	43,013	19,941	40,000	43,000
0471-0000 Services Calls	14,386	5,727	12,970	2,494	1,350	5,000	12,000
0471-0001 Service Calls - Lannon	-	1,631	260	1,945	2,384	3,800	3,000
0472-0000 Rent-Meters	147,938	145,220	147,667	149,550	95,860	145,000	151,000
0473-0000 ROI-Meters	53,710	60,934	66,668	72,298	-	70,000	85,000
0474-0000 Refunds	733	(91)	(126)	(1,149)	(1,386)	-	-
	<u>7,099,235</u>	<u>6,641,912</u>	<u>6,534,670</u>	<u>6,833,793</u>	<u>4,577,890</u>	<u>6,311,649</u>	<u>6,815,500</u>
<b>RE08 (Other Income (Water Util))</b>							
0415-0000 Sale Of Pipe, Fitting Etc	441	321	593	285	10	800	600
0415-0001 Sale of Meters, Hydrants - Lan	-	-	475	2,680	3,534	800	3,000
0419-0000 Interest Earnings	6,392	3,925	4,064	967	378	5,000	500
0419-0002 Interest-Impact Fees	866	223	137	189	479	-	500
0419-0003 Interest-Impact Fees Effec 4/10	2,260	921	892	1,991	6,824	1,000	9,000
0419-0004 Interest-State Pool	-	-	-	5,783	18,262	-	25,000
0422-0010 Impact Fees (Effect 4/10/06)	131,763	167,336	386,730	774,352	575,694	650,000	650,000
0423-0000 Refunded Impact Fees (pre 4/1	-	(6,946)	(1,906)	(1,906)	(2,011)	(2,500)	-
0423-0010 Refunded Impact Fees (Effect	-	-	-	(2,706)	-	-	-
0474-0002 Water Test Kits	7,720	2,800	9,120	2,106	4,060	2,500	7,000
0474-0009 Other Revenues	-	397	652	1,480	(820)	3,200	1,000
	<u>149,442</u>	<u>168,977</u>	<u>400,757</u>	<u>785,221</u>	<u>606,410</u>	<u>660,800</u>	<u>696,600</u>
<b>RE50 (Licenses And Permits)</b>							
0474-0050 Permit Revenue	-	-	765	3,305	7,160	-	5,000
<b>RE85 (Miscellaneous)</b>							
0421-0002 Scrap Metal Sales	10,610	9,786	1,602	3,615	1,185	7,000	3,000
0430-0000 Gain/Loss on Sale	(1,575)	9,270	-	5,043	-	-	-
0499-0000 Spec Assessments Collect	101,217	-	-	-	-	-	-
	<u>110,252</u>	<u>19,056</u>	<u>1,602</u>	<u>8,658</u>	<u>1,185</u>	<u>7,000</u>	<u>3,000</u>
<b>RE95 (Residual Transfer)</b>							
7999-0000 Project Account Transfer	2,922,368	-	-	-	-	-	-
<b>EX10 (Salaries &amp; Wages)</b>							
8000-0000 Salaries	-	-	874,830	935,079	629,560	889,175	920,375
8001-0000 Overtime	-	-	89,064	59,559	38,559	225	80,250
8001-2000 Vacation Payout	-	-	-	3,899	2,421	-	-
8001-2002 Comp-Time Payout	-	-	-	2,244	992	-	-
8002-0000 Part Time Wages	-	-	251	4,979	2,398	4,900	1,475
8004-0000 Temporary Help	-	-	8,034	3,434	9,573	18,000	-
8008-0000 Retirement/Severance	-	-	-	-	115	-	-
8009-9000 Payroll Alloc - Clearing	-	-	(972,178)	(1,009,195)	(552,503)	(912,300)	(1,002,100)
	<u>-</u>	<u>-</u>	<u>1</u>	<u>(1)</u>	<u>131,115</u>	<u>-</u>	<u>-</u>
<b>EX20 (Fringe Benefits)</b>							
0930-4080 FICA	70,219	65,628	63,819	-	-	-	-
8010-0000 FICA	-	-	3,313	68,543	49,306	69,800	76,650

**Village of Menomonee Falls  
720-001 (Water Utility)  
As of September 30, 2016**

	2012 Actual	2013 Actual	2014 Actual	2015 Actual	2016 Thru Sep	2016 Budget	2017 Budget
8011-0000 Pension-VMF	-	-	3,136	64,918	44,525	58,925	68,050
8013-0000 Health Insurance	-	-	-	268,761	199,859	269,350	275,325
8014-0000 Dental Insurance	-	-	-	13,707	11,074	14,775	15,200
8015-0000 Life Insurance	-	-	-	3,058	2,506	3,300	3,475
	70,219	65,628	70,268	418,987	307,270	416,150	438,700
<b>EX40 (Materials And Supplies)</b>							
0921-0020 Paper/Printing Supplies	-	988	-	-	110	-	-
<b>EX65 (Operating Expense)</b>							
0602-0000 SOS Milwaukee Water	1,577,018	1,411,560	1,507,853	1,588,708	1,098,432	1,550,000	1,648,000
0614-0000 SOS Maint-Wells/Springs	14,445	81,922	155,764	13,572	37,921	25,000	25,000
0623-0000 Pumping Power Purchased	176,684	186,235	189,716	180,937	134,521	185,000	180,000
0624-0000 Pumping Expenses	21,604	-	-	-	-	-	-
0624-0001 L-Pumping Operations	224,412	198,296	181,925	198,757	102,131	165,775	211,511
0626-0000 Pumping Supplies & Exp	9,054	11,312	14,405	14,120	12,185	15,000	15,000
0633-0000 Pumping Maint Equipment	1,800	1,200	-	-	-	1,200	-
0633-0001 L-Pump.Eq.Maint.	76,484	54,934	63,947	69,525	49,206	58,275	73,986
0641-0000 Water Treat-Chemicals	18,696	22,395	20,960	18,396	10,989	25,000	22,000
0642-0000 Watr Treat-Oper Expenses	10,701	10,176	12,399	13,200	13,075	13,000	20,000
0642-0001 L-Treatment Operation	39,874	39,127	37,061	38,614	19,504	33,775	41,092
0652-0001 L-Treat.Eq.Maint.	2,545	2,430	2,451	2,131	1,518	2,225	2,268
0662-0001 L-T&D Operations	29,017	16,790	23,133	26,005	19,038	21,075	27,673
0663-0001 L-Meters T&D	7,987	6,356	3,992	4,975	1,679	3,650	5,294
0664-0001 L-Cust Installations	170	77	551	98	58	500	104
0670-0000 TD-Maint-Engineering	5,720	9,000	3,000	-	-	-	-
0671-0000 TD-Maint-Struc/Improvmts	10,292	8,491	7,544	5,224	11,434	15,500	12,000
0672-0000 TD-Maint-Reservoirs	4,550	8,176	12,341	92,224	5,568	8,000	8,000
0672-0001 L-Reservoir Maint	2,693	751	4,469	4,324	3,512	4,025	4,601
0673-0000 TD-Maint-Mains	60,041	146,236	107,043	47,817	56,033	70,000	70,000
0673-0001 L-Mains Maintenance	80,930	79,008	134,384	38,388	38,747	126,400	48,255
0675-0000 TD-Maint-Services	5,159	6,826	9,064	4,164	11,610	7,000	7,000
0675-0001 L-T&D Services	15,250	11,762	23,646	12,996	5,588	20,775	13,831
0676-0000 TD-Maint-Meters	5,536	11,065	10,603	16,727	12,332	20,000	18,000
0676-0001 L-Meter Maintenance	7,775	(1,168)	7,410	10,792	26,558	48,800	15,284
0677-0000 TD-Maint-Hydrants	16,498	138,424	12,537	19,487	6,225	29,000	25,000
0677-0001 L-Hydrant Maintenance	35,145	29,096	41,068	25,995	22,007	43,525	34,344
0902-0000 L-Meter Reading	10,838	12,205	10,556	11,953	5,244	9,625	12,720
0903-0000 L-Acctg&Collection	39,015	40,915	38,180	39,469	21,717	34,800	42,002
0903-0010 Postage	12,970	13,618	16,363	16,680	12,395	16,300	15,100
0903-0020 Water Lock Box	7,362	6,980	10,348	13,757	12,990	14,000	14,000
0904-0000 Uncollectible Accounts	3,372	556	2,910	1,163	-	3,500	3,000
0905-0000 Misc Cust Acct Suppl&Exp	8,718	11,372	12,749	7,338	4,727	8,000	6,300
8162-2000 RM-Building	-	-	91	-	1,518	-	-
	2,542,355	2,576,123	2,678,463	2,537,536	1,758,462	2,578,725	2,621,365
<b>EX66 (Debt Service)</b>							
0930-4270 Int-Long Term Debt	249,746	166,772	146,329	164,062	93,743	180,000	220,000
0930-4271 Bond Expenses	1,539	68,420	1,878	2,082	2,020	2,500	2,500
0930-4280 Amort of Discount/(Premium)	61,178	10,138	(8,615)	(11,983)	-	(10,000)	(17,000)
0930-4281 Bond Issuance Costs	9,366	-	14,136	21,386	23,661	10,000	25,000
0930-4282 Amort of Loss/(Gain) on Refund	-	34,933	69,867	69,867	-	69,900	69,867
	321,829	280,263	223,595	245,414	119,424	252,400	300,367
<b>EX90 (Wu - Admin. &amp; General)</b>							
0920-0000 L-Admin & General	370,967	320,524	255,052	399,101	169,023	276,075	347,142
0921-0000 Office Supplies/Expenses	4,889	4,088	3,375	2,066	2,412	7,600	6,000
0921-8000 Computer Hardware	2,588	3,327	1,298	2,510	-	1,900	1,900
0921-8130 Computer Supplies	3,335	228	281	286	174	400	400
0921-8152 Rent-Off. Eq.	1,486	1,486	1,486	1,486	829	1,500	1,500
0921-8162 RM-Computer Hardware	188	-	149	22	-	500	500
0921-8165 Microsoft Enterprise Agreements	3,886	3,886	3,186	3,186	3,186	3,200	3,200
0921-8209 Diggers Hot Line	28,596	29,247	32,088	30,494	21,751	28,000	28,000
0921-8210 Telephone Service	5,157	4,841	4,488	4,478	3,294	4,000	4,000
0921-8211 Cellular Data Service	2,228	2,778	3,689	3,409	2,317	4,000	4,000

**Village of Menomonee Falls  
720-001 (Water Utility)  
As of September 30, 2016**

	2012 Actual	2013 Actual	2014 Actual	2015 Actual	2016 Thru Sep	2016 Budget	2017 Budget
0921-8212 Pager Service	33	-	-	-	-	-	-
0921-8213 Cellular Telephone Service	2,177	1,960	2,003	1,608	1,014	2,300	2,300
0921-8214 Internet Service	-	910	-	-	-	930	1,050
0921-8219 Cable TV Service	-	-	-	-	291	-	360
0921-8301 Maintenance and Support	22,838	22,919	24,045	25,176	25,264	26,330	30,382
0923-0000 Professional Services	39,612	37,308	62,030	45,486	21,120	40,000	45,000
0923-0001 GIS O/S	5,230	85	37	-	32	-	-
0923-0003 Audit and Financial Services	9,300	15,000	15,450	14,900	15,000	10,500	15,000
0923-0011 Inspection Services	5,162	38,541	40,564	29,219	23,529	45,000	35,000
0923-0020 Rate Study	-	-	-	-	-	4,500	4,500
0924-0000 Property and Liability Insurance	25,648	20,965	17,099	16,714	-	20,500	20,800
0925-0000 Workers Compensation Ins	46,452	30,104	20,467	14,378	20,378	22,825	25,650
0925-0001 Injuries and Damages	-	-	-	893	-	-	-
0926-8011 Pension VMF	55,800	60,115	61,603	-	-	-	-
0926-8012 Pension Employee	-	5	-	-	-	-	-
0926-8013 Health Insurance	277,665	247,722	243,731	-	-	-	-
0926-8014 Dental Insurance	15,450	13,779	12,747	-	-	-	-
0926-8015 Life Insurance	2,468	2,508	2,726	-	-	-	-
0926-8016 OPEB Expense	29,381	25,874	22,736	23,101	-	30,000	30,000
0928-0000 Regulatory Commission Exp	-	-	162	-	23	-	-
0928-0001 Emer.Planning Notif.Fees	1,296	-	-	-	-	-	-
0928-0002 Hazardous Waste Fees	205	410	410	410	410	500	500
0930-0000 Misc General Expenses	5,337	4,635	5,081	2,758	4,393	7,000	7,000
0930-0001 Training - Operations	110	-	34	308	-	500	500
0930-0002 Training - GIS	103	10	-	-	-	-	300
0930-0235 Refunds	1,440	495	945	540	405	900	800
0930-4030 Depreciation	1,520,796	1,560,395	1,564,194	1,605,199	1,220,247	1,627,000	1,670,000
0930-4081 Real Estate Taxes	1,292,036	1,393,941	1,259,422	1,290,385	997,497	1,330,000	1,370,000
0930-4082 PSC Remainder Assessment	5,774	7,120	6,045	5,620	-	7,500	7,500
0932-0000 Clearing Transportn.Exp.	8,262	6,873	3,511	-	29,379	-	-
	<u>3,795,895</u>	<u>3,862,079</u>	<u>3,670,134</u>	<u>3,523,733</u>	<u>2,561,968</u>	<u>3,503,460</u>	<u>3,663,284</u>
<b>EX97 (Capital In Progress)</b>							
0940-0000 Water Utility Project Expenses	-	-	-	-	665,906	-	-
	<u>17,488,317</u>	<u>13,822,197</u>	<u>15,778,460</u>	<u>14,920,359</u>	<u>10,736,900</u>	<u>13,730,184</u>	<u>14,543,816</u>



**Village of Menomonee Falls  
730-000 (Revenues)  
As of September 30, 2016**

	2012 Actual	2013 Actual	2014 Actual	2015 Actual	2016 Thru Sep	2016 Budget	2017 Budget
<b>RE02 (Capital Contributions)</b>							
7785-0002 CIAOC - Developers	42,748	143,863	1,007,977	494,525	-	-	-
7785-0003 CIAOC - Muni	5,804	-	194,482	-	-	-	-
	<u>48,552</u>	<u>143,863</u>	<u>1,202,459</u>	<u>494,525</u>	<u>-</u>	<u>-</u>	<u>-</u>
<b>RE05 (Charges for Services)</b>							
7550-0000 Penalties-Sewer	83,597	84,176	83,963	81,568	37,061	50,000	45,000
7551-0000 Lannon Services	14,205	17,636	17,537	17,644	7,489	15,000	12,000
7552-0000 Harmony Hills LS Revenue	7,000	7,000	7,000	7,000	-	7,000	7,000
	<u>104,802</u>	<u>108,812</u>	<u>108,500</u>	<u>106,212</u>	<u>44,550</u>	<u>72,000</u>	<u>64,000</u>
<b>RE10 (Property Taxes)</b>							
7002-0000 Intercept.Sewer	300,000	300,000	300,000	300,000	-	-	-
<b>RE71 (Vmf - Operations &amp; Maint.)</b>							
7520-0100 VMF User Chg-Res	1,433,147	1,388,710	1,368,789	1,375,411	872,438	1,302,500	1,322,000
7520-0200 VMF User Chg-NCC	422,263	401,254	423,526	410,621	292,299	369,500	375,000
7520-0300 VMF User Chg DCC	16,091	13,416	13,065	12,868	9,340	10,700	10,900
7520-0400 VMF User Chg-NCI	1,230	986	918	1,014	858	800	900
7520-0500 VMF User Chg-DCI	98,150	93,386	77,345	91,477	72,135	70,000	74,100
7520-0600 VMF User Chg-WCI	28,190	29,706	34,829	41,065	27,013	30,100	30,600
7520-0700 VMF User Chg-WCC	48,773	56,216	47,215	62,672	45,344	43,000	43,700
7520-1100 VMF Bkfd Res.User Charge	82,076	78,618	80,206	82,316	57,975	78,000	79,200
7520-1200 VMF Bkfd NCC User Charge	2,212	1,916	1,894	2,056	1,337	2,000	2,100
7520-2100 VMF Sussex Residential	85,584	87,752	90,396	100,235	66,890	86,000	87,300
7520-2200 VMF Sussex NCC	22,120	21,076	18,600	15,610	12,095	18,500	18,800
	<u>2,239,836</u>	<u>2,173,036</u>	<u>2,156,783</u>	<u>2,195,345</u>	<u>1,457,724</u>	<u>2,011,100</u>	<u>2,044,600</u>
<b>RE73 (Sewage Treatment User Chg)</b>							
7500-0100 MMSD-Residential	1,250,173	1,212,178	1,190,863	1,198,262	762,896	1,130,000	1,147,000
7500-0200 MMSD-NCC	369,761	351,044	349,588	359,338	255,847	321,000	325,900
7500-0300 MMSD-DCC	17,218	14,036	13,862	14,729	10,391	11,700	11,900
7500-0400 MMSD-NCI	1,359	1,145	1,057	1,171	980	1,100	1,200
7500-0500 MMSD-DCI	117,530	76,737	65,546	81,236	84,013	63,700	64,700
7500-0600 MMSD-WCI	39,644	39,098	45,890	56,213	39,178	44,600	45,300
7500-0700 MMSD-WCC	60,388	71,123	58,187	74,550	55,297	56,000	56,800
7500-1100 Bkfd User Chg-Res	69,421	66,349	67,716	69,554	48,955	65,800	66,800
7500-1200 Bkfd User Chg-NCC	1,937	1,674	1,656	1,800	1,168	1,800	1,900
7500-2100 Sussex User Chg -Res	72,398	74,088	76,247	84,639	55,370	74,000	75,100
7500-2200 Sussex User Chg-NCC	19,581	18,653	16,448	13,772	10,690	17,000	17,300
	<u>2,019,410</u>	<u>1,926,125</u>	<u>1,887,060</u>	<u>1,955,264</u>	<u>1,324,785</u>	<u>1,786,700</u>	<u>1,813,900</u>
<b>RE74 (Sewage Treatment Cap.Chg.)</b>							
7510-0100 MMSD-Res Cap.Recovery	2,718,171	2,630,817	2,595,344	2,608,163	1,573,820	2,500,000	2,538,500
7510-0200 MMSD-NCC Cap.Recovery	781,978	743,102	737,600	760,403	541,306	717,000	727,800
7510-0300 MMSD-DCC Cap.Recovery	25,883	24,805	24,156	23,790	17,265	23,500	23,900
7510-0400 MMSD-NCI Cap.Recovery	2,278	1,827	1,700	1,880	1,591	1,800	1,900
7510-0500 MMSD-DCI Cap.Recovery	181,667	172,850	143,164	169,317	133,514	139,500	141,600
7510-0600 MMSD-WCI Cap.Recovery	52,170	54,976	64,456	75,997	49,992	62,500	63,400
7510-0700 MMSD-WCC Cap.Recovery	51,467	49,356	48,450	48,702	35,448	47,000	47,700
7510-1100 Bkfd Res.Cap Recovery	152,193	145,698	148,737	152,647	107,510	144,500	146,700
7510-1200 Bkfd NCC Cap.Recovery	4,096	3,548	3,508	3,808	2,476	3,700	3,800
7510-2100 Sussex Res Cap Recovery	158,714	162,747	167,660	185,603	121,707	160,000	162,400
7510-2200 Sussex NCC Cap Recovery	40,945	39,013	34,431	28,898	22,391	33,500	34,000
	<u>4,169,562</u>	<u>4,028,739</u>	<u>3,969,206</u>	<u>4,059,208</u>	<u>2,607,020</u>	<u>3,833,000</u>	<u>3,891,700</u>
<b>RE80 (Interest Income)</b>							
7600-0000 Interest Earnings	5,260	3,427	4,117	4,563	9,042	4,000	12,000
7621-0000 Int-Interceptor Sewer Rs	1,774	1,011	1,070	1,999	5,122	1,000	7,000
7621-0001 Int-Impact Fees	1,070	494	371	517	1,318	-	2,000
7621-0003 Int-Impact Fees Effec 4/10/06	2,668	1,770	1,009	1,848	5,770	2,500	7,500
7622-9501 Int-Fox River Eq.Reserve	192	120	104	-	-	100	-
7622-9502 Int-MenoRiver Eq.Reserve	242	150	130	-	-	100	-
	<u>11,206</u>	<u>6,972</u>	<u>6,801</u>	<u>8,927</u>	<u>21,252</u>	<u>7,700</u>	<u>28,500</u>

**Village of Menomonee Falls  
730-000 (Revenues)  
As of September 30, 2016**

	2012 Actual	2013 Actual	2014 Actual	2015 Actual	2016 Thru Sep	2016 Budget	2017 Budget
<u>RE85 (Miscellaneous)</u>							
7720-0002 Gain/Loss on Disposal	-	-	(6,350)	-	-	-	-
7560-0010 Impact Fee (Effect 4/10/06)	130,792	171,587	405,928	670,191	536,232	650,000	650,000
7561-0000 Refunded Impact Fees (pre 4/1	-	(6,868)	(1,866)	(1,866)	(1,973)	(2,500)	(3,000)
7561-0010 Refunded Impact Fees (Effect	-	-	-	(2,520)	-	-	-
7720-0000 Sale Of VMF Property	-	-	1,700	3,841	-	500	500
7720-0001 Non Operating Revenue	-	38	-	-	-	-	-
7725-0000 Scrap Metal Sales	6,999	1,263	2,944	1,083	128	700	700
7750-0000 Misc Rentals	19,200	18,000	18,000	18,000	-	19,200	18,000
7785-0000 SA-Collected	194,599	-	-	7,778	-	-	-
	<u>351,590</u>	<u>184,020</u>	<u>420,356</u>	<u>696,507</u>	<u>534,387</u>	<u>667,900</u>	<u>666,200</u>
<u>RE95 (Residual Transfer)</u>							
7999-0000 Project Account Transfer	-	350,000	-	-	-	-	-
	<u><u>9,244,958</u></u>	<u><u>9,221,567</u></u>	<u><u>10,051,165</u></u>	<u><u>9,815,988</u></u>	<u><u>5,989,718</u></u>	<u><u>8,378,400</u></u>	<u><u>8,508,900</u></u>

**Village of Menomonee Falls  
730-300 (Sanitary Sewer & Maint.)  
As of September 30, 2016**

	2012 Actual	2013 Actual	2014 Actual	2015 Actual	2016 Thru Sep	2016 Budget	2017 Budget
<b><u>EX10 (Salaries &amp; Wages)</u></b>							
8000-0000 Salaries	516,469	485,734	467,334	511,179	340,504	545,350	561,425
8001-0000 Overtime	14,966	18,051	11,986	6,084	5,203	14,100	10,250
8001-2000 Vacation Payout	-	-	-	2,612	2,421	-	-
8001-2002 Comp-Time Payout	-	-	-	-	135	-	-
8002-0000 Part Time Wages	-	-	251	4,978	2,398	4,900	1,475
8004-0000 Temporary Help	10,719	5,973	11,045	7,620	-	9,000	9,000
8008-0000 Retirement/Severance	-	2,773	-	-	77	-	-
	<u>542,154</u>	<u>512,531</u>	<u>490,616</u>	<u>532,473</u>	<u>350,738</u>	<u>573,350</u>	<u>582,150</u>
<b><u>EX20 (Fringe Benefits)</u></b>							
8010-0000 FICA	37,526	36,685	37,939	34,156	25,763	43,850	44,525
8011-0000 Pension-VMF	29,915	33,010	34,070	31,622	23,226	37,150	38,875
8012-0000 Pension-EEE Share	-	1	-	-	-	-	-
8013-0000 Health Insurance	142,164	129,041	122,012	130,667	100,185	155,550	159,975
8013-0001 OPEB Expense	(8,721)	7,560	4,075	4,136	-	-	-
8014-0000 Dental Insurance	7,944	7,215	6,451	6,625	5,613	8,600	8,850
8015-0000 Life Insurance	1,612	1,623	1,868	1,729	1,471	2,300	2,425
8016-0000 Worker's Comp Insurance	16,353	13,871	2,191	10,314	16,212	18,150	17,475
8030-0140 Wage/Bene GF Transfers	8,117	10,921	9,919	10,779	-	24,000	10,000
8030-0720 Wage/Bene WU Transfers	52,630	57,250	51,512	61,343	27,277	46,475	65,627
	<u>287,540</u>	<u>297,177</u>	<u>270,037</u>	<u>291,371</u>	<u>199,747</u>	<u>336,075</u>	<u>347,752</u>
<b><u>EX30 (Employee Training/Expense)</u></b>							
8070-0000 Training & Education	1,747	79	80	-	-	500	500
8070-0001 Training-Data Base GIS	67	10	-	-	-	300	300
	<u>1,814</u>	<u>89</u>	<u>80</u>	<u>-</u>	<u>-</u>	<u>800</u>	<u>800</u>
<b><u>EX40 (Materials And Supplies)</u></b>							
8100-0000 Office Supplies	501	494	513	39	13	400	400
8100-0010 Postage/Shipping	14,898	16,746	17,510	17,221	11,744	16,600	17,900
8110-0000 Department Supplies	5,965	4,184	4,094	4,067	2,565	5,000	5,000
8110-0100 Small Equip./Tools	1,912	1,962	1,389	607	2,147	3,000	2,500
8110-1111 Lock Box Service Fees	7,362	6,980	10,348	13,757	12,990	14,000	16,000
8110-3002 Mainline Cons/Repair	150,126	-	9,090	2,200	61,736	5,000	5,000
8110-3005 Monitoring Equipment	3,236	21,181	12,067	15,528	16,997	15,000	4,000
8110-3020 Supplies Shared WU	7,804	1,221	-	219	-	11,000	11,000
8130-0000 Computer Supplies	273	318	514	649	174	500	500
8170-4000 Gas & Diesel Fuel	14,579	18,628	20,076	14,188	7,786	14,000	11,000
8182-1300 Manhole Repair VMF	7,789	66,236	9,111	13,351	12,081	15,000	15,000
8182-1310 Main Repair	20,988	13,526	3,381	8,553	10,725	21,000	15,000
	<u>235,433</u>	<u>151,476</u>	<u>88,093</u>	<u>90,379</u>	<u>138,958</u>	<u>120,500</u>	<u>103,300</u>
<b><u>EX44 (Repair/Maintenance)</u></b>							
8160-8002 RM-Cabling	-	-	-	-	-	500	500
8162-2000 RM-Building	3,257	1,318	1,831	1,951	2,880	3,000	2,000
8162-2530 RM-Lift Station	43,092	31,960	35,508	27,264	20,610	36,500	31,200
8162-3000 RM-Equipment	7,047	10,268	3,410	6,818	1,206	10,000	8,000
8162-4000 RM-Vehicles	6,350	2,948	3,404	2,078	3,364	3,000	3,000
8162-4100 RM-Radio Equip.	-	79	-	-	-	500	500
8162-7000 RM-TV Monitoring	9,358	4,852	4,197	1,284	286	5,000	5,000
8162-8000 RM-Computer Hardware	41	70	149	145	-	500	500
8300-3001 Sanitary Sewer & Maintenance	-	-	4,157	18,757	-	-	-
	<u>69,145</u>	<u>51,495</u>	<u>52,656</u>	<u>58,297</u>	<u>28,346</u>	<u>59,000</u>	<u>50,700</u>
<b><u>EX45 (Lease/Rent Expense)</u></b>							
8152-1001 Rent-501(c)(3)	19,200	18,000	18,000	18,000	-	19,200	18,000
8152-6000 Rent-Off.Eq.	1,486	1,486	1,486	1,486	822	1,500	1,500
	<u>20,686</u>	<u>19,486</u>	<u>19,486</u>	<u>19,486</u>	<u>822</u>	<u>20,700</u>	<u>19,500</u>
<b><u>EX47 (Property &amp; Equipment)</u></b>							
8190-8000 Computer Hardware	1,339	1,772	1,298	3,273	1,530	2,000	2,000
8190-8001 GIS	4,679	24	37	-	144	-	150
8190-8100 Computer Software	-	-	818	8,820	-	6,800	6,800
	<u>6,018</u>	<u>1,796</u>	<u>2,153</u>	<u>12,093</u>	<u>1,674</u>	<u>8,800</u>	<u>8,950</u>

**Village of Menomonee Falls  
730-300 (Sanitary Sewer & Maint.)  
As of September 30, 2016**

	2012 Actual	2013 Actual	2014 Actual	2015 Actual	2016 Thru Sep	2016 Budget	2017 Budget
<b>EX50 (Utilities)</b>							
8200-0010 Light/Power	1,531	1,511	1,741	1,383	906	2,000	2,000
8200-0020 Heat (Gas & Oil)	3,248	7,639	10,429	6,102	4,898	13,000	12,000
8200-0030 Water/Sewer VMF	2,395	1,137	917	484	-	600	600
8200-3001 Lift Station Power	28,509	26,926	28,092	24,876	18,452	29,000	29,000
8210-0000 Telephone Service	956	930	897	854	659	1,100	1,100
8212-0001 Cellular Data Service	1,175	1,389	1,845	1,704	1,158	1,704	1,704
8212-0002 Pager Service	33	-	-	-	-	-	-
8212-0003 Cellular Telephone Service	729	592	476	431	310	600	600
8212-0004 Internet Service	-	390	-	-	-	400	450
8212-0010 Cable TV Service	-	-	-	-	291	-	360
	<u>38,576</u>	<u>40,514</u>	<u>44,397</u>	<u>35,834</u>	<u>26,674</u>	<u>48,404</u>	<u>47,814</u>
<b>EX60 (Contractual Services)</b>							
8160-5000 Microsoft Enterprise Agreemen	1,283	1,283	1,080	1,080	1,080	1,100	1,100
8182-1301 Manhole Repair Contractor	-	156	-	-	-	-	-
8182-1305 Interceptor Maint - Lannon	16,775	14,789	16,505	14,778	15,414	25,000	25,000
8182-1315 Interceptor Maint - Brookfield	-	6,886	6,475	9,620	7,969	1,000	9,000
8300-1401 Engineering Services	7,259	960	5,055	5,236	9,016	7,000	7,000
8300-1901 Audit/Acctg. Serv.	9,200	7,250	7,250	7,300	6,650	7,500	7,500
8300-5001 Consulting Services	-	5,547	456	-	-	1,000	2,500
8301-0000 IT Maint/Support	24,088	24,176	24,905	26,029	26,896	28,000	32,377
8302-0000 Consulting	-	-	-	-	-	-	-
8310-0000 Legal Services	7	-	-	-	-	-	-
	<u>58,612</u>	<u>61,047</u>	<u>61,726</u>	<u>64,043</u>	<u>67,025</u>	<u>70,600</u>	<u>84,477</u>
<b>EX70 (Other Operating)</b>							
8110-3022 Meter Depr.From WU 50%	86,005	88,534	88,731	89,956	66,753	89,000	90,000
8110-3024 R.O.I. Meters-WU 50%	53,710	60,934	66,668	72,298	-	70,000	85,000
8110-3025 Sussex Reserve Cap Assess	2,380	11,421	5,187	11,088	3,341	12,000	10,000
8209-0000 Diggers Hot Line	28,468	29,226	31,943	29,984	21,519	28,000	28,000
8300-6005 Intergov Special Assessments	-	-	-	3,002	-	-	-
8436-0000 Uncollectible Accounts	9,948	1,637	6,347	2,961	-	10,000	10,000
8950-0000 Depreciation Expense	1,302,939	1,314,033	1,324,354	1,332,508	1,043,253	1,391,000	1,400,000
8950-0050 Amortization - CWF	252,152	252,152	252,152	252,152	-	252,152	252,152
	<u>1,735,602</u>	<u>1,757,937</u>	<u>1,775,382</u>	<u>1,793,949</u>	<u>1,134,866</u>	<u>1,852,152</u>	<u>1,875,152</u>
<b>EX75 (Insurances)</b>							
8610-0000 Liability Insurance	5,340	4,335	3,627	4,105	-	5,000	4,300
8612-0000 Claims Settled	-	3,280	-	-	-	-	-
	<u>5,340</u>	<u>7,615</u>	<u>3,627</u>	<u>4,105</u>	<u>-</u>	<u>5,000</u>	<u>4,300</u>
	<u><u>3,000,920</u></u>	<u><u>2,901,163</u></u>	<u><u>2,808,253</u></u>	<u><u>2,902,030</u></u>	<u><u>1,948,850</u></u>	<u><u>3,095,381</u></u>	<u><u>3,124,895</u></u>

**Village of Menomonee Falls  
730-320 (Sewage Treatment)  
As of September 30, 2016**

	2012 Actual	2013 Actual	2014 Actual	2015 Actual	2016 Thru Sep	2016 Budget	2017 Budget
<u>EX05 (Sewage Treatment User Chg)</u>							
8320-0000 MMSD-User Charge	1,765,091	1,722,190	1,753,988	1,877,984	1,094,015	1,838,000	1,950,000
8330-0000 Bkfd User Charge	78,889	54,835	56,884	56,255	15,543	76,000	76,000
8340-0000 Sussex User Charge	91,662	75,032	80,013	107,063	55,817	95,000	100,000
	<u>1,935,642</u>	<u>1,852,057</u>	<u>1,890,885</u>	<u>2,041,302</u>	<u>1,165,375</u>	<u>2,009,000</u>	<u>2,126,000</u>
<u>EX06 (Sewage Treatment Cap.Chg.)</u>							
8325-0000 MMSD-Capital Charge	5,138,272	5,288,376	5,378,410	5,256,687	4,927,012	5,490,000	5,540,000
8335-0000 Bkfd Capital Charge	-	-	26,370	57,836	16,202	74,000	13,500
	<u>5,138,272</u>	<u>5,288,376</u>	<u>5,404,780</u>	<u>5,314,523</u>	<u>4,943,214</u>	<u>5,564,000</u>	<u>5,553,500</u>
	<u><u>7,073,914</u></u>	<u><u>7,140,433</u></u>	<u><u>7,295,665</u></u>	<u><u>7,355,825</u></u>	<u><u>6,108,589</u></u>	<u><u>7,573,000</u></u>	<u><u>7,679,500</u></u>

**Village of Menomonee Falls  
730-910 (Other Uses Of Funds)  
As of September 30, 2016**

	2012 Actual	2013 Actual	2014 Actual	2015 Actual	2016 Thru Sep	2016 Budget	2017 Budget
<u>EX92 (Bond Issue Expenditures)</u>							
8800-0000 Bond Expenses	64	80	110	100	250	100	100
<u>EX94 (Debt - Interest Payments)</u>							
8850-0000 Interest Payments on Long-Ter	73,594	63,905	56,043	48,995	23,212	43,000	36,000
8899-0000 Int on Muni Advance	12,045	10,425	8,773	7,087	-	5,367	3,614
	<u>85,639</u>	<u>74,330</u>	<u>64,816</u>	<u>56,082</u>	<u>23,212</u>	<u>48,367</u>	<u>39,614</u>
<u>EX97 (Capital In Progress)</u>							
8905-0000 Sewer Utility Project Expenses	-	-	-	-	398,862	-	-
	<u>85,703</u>	<u>74,410</u>	<u>64,926</u>	<u>56,182</u>	<u>422,324</u>	<u>48,467</u>	<u>39,714</u>

**Village of Menomonee Falls  
740-000 (Revenues)  
As of September 30, 2016**

	2012 Actual	2013 Actual	2014 Actual	2015 Actual	2016 Thru Sep	2016 Budget	2017 Budget
<u>RE02 (Capital Contributions)</u>							
7785-0002 CIAOC - Developers	-	483,809	957,724	469,790	-	-	-
7785-0003 CIAOC - Muni	-	595,382	476,074	102,387	-	-	-
	-	1,079,191	1,433,798	572,177	-	-	-
<u>RE10 (Property Taxes)</u>							
7000-0000 RE/PP Taxes	931,250	931,250	931,250	931,250	931,250	931,250	931,250
<u>RE50 (Licenses And Permits)</u>							
7240-0000 Erosion Control Permits	26,410	26,726	27,033	37,563	29,019	45,000	30,000
7240-0020 Storm Water Permit Fees	1,850	1,200	1,600	2,650	3,750	6,000	1,500
	28,260	27,926	28,633	40,213	32,769	51,000	31,500
<u>RE80 (Interest Income)</u>							
7600-0000 Interest Earnings	3,784	2,519	1,708	982	3,150	1,000	4,000
<u>RE85 (Miscellaneous)</u>							
7720-0002 Gain/Loss on Disposal	-	(4,092)	(4,172)	(145)	1,100	-	-
7745-0000 Rain Barrel Revenue	1,625	45	-	-	-	-	-
7765-0000 Stormwater Conference Reven	2,768	600	400	400	400	450	400
7775-0000 Tree Seedlings Sale	11,902	-	-	-	-	-	-
7776-0000 River Clean-Up Revenue	520	600	600	600	600	600	600
7778-0000 Paws Pledge Revenue	500	-	-	-	-	-	-
7779-0000 Tamarack Ed Kiosk Revenue	900	-	-	-	-	-	-
	18,215	(2,847)	(3,172)	855	2,100	1,050	1,000
<u>RE95 (Residual Transfer)</u>							
7999-0000 Project Account Transfer	839,244	-	-	-	-	-	-
7999-0000 Project Account Transfer	(666,358)	-	-	-	-	-	-
	172,886	-	-	-	-	-	-
	<u>1,154,395</u>	<u>2,038,039</u>	<u>2,392,217</u>	<u>1,545,477</u>	<u>969,269</u>	<u>984,300</u>	<u>967,750</u>

**Village of Menomonee Falls  
740-330 (Operations & Maintenance)  
As of September 30, 2016**

	2012 Actual	2013 Actual	2014 Actual	2015 Actual	2016 Thru Sep	2016 Budget	2017 Budget
<b>EX10 (Salaries &amp; Wages)</b>							
8000-0000 Salaries	174,029	168,004	173,465	188,353	92,442	131,875	135,000
8001-0000 Overtime	299	239	259	264	76	200	200
8001-2000 Vacation Payout	-	-	-	1,191	532	-	-
8008-0000 Retirement/Severance	-	-	-	-	38	-	-
	<u>174,328</u>	<u>168,243</u>	<u>173,724</u>	<u>189,808</u>	<u>93,088</u>	<u>132,075</u>	<u>135,200</u>
<b>EX20 (Fringe Benefits)</b>							
8010-0000 FICA	12,910	12,083	12,542	13,461	6,769	10,100	10,350
8011-0000 Pension-VMF	10,379	11,094	12,048	12,725	6,138	8,725	9,200
8012-0000 Pension-EEE Share	-	1	-	-	-	-	-
8013-0000 Health Insurance	24,746	23,488	25,648	35,506	20,613	27,925	28,750
8013-0001 OPEB Expense	2,542	2,163	1,638	1,172	-	3,000	2,000
8014-0000 Dental Insurance	1,396	1,325	1,368	1,831	1,207	1,600	1,600
8015-0000 Life Insurance	302	346	379	438	285	400	450
8016-0000 Worker's Comp Insurance	210	517	(859)	3,712	2,991	3,350	3,250
8030-0140 Wage/Bene GF Transfers	26,877	24,424	34,915	44,616	-	94,000	94,000
	<u>79,362</u>	<u>75,441</u>	<u>87,679</u>	<u>113,461</u>	<u>38,003</u>	<u>149,100</u>	<u>149,600</u>
<b>EX30 (Employee Training/Expense)</b>							
8070-0000 Training & Education	55	186	40	110	40	500	500
<b>EX40 (Materials And Supplies)</b>							
8100-0225 Recording Fees	-	63	-	-	-	50	-
8110-0000 Department Supplies	1,380	973	641	500	-	750	750
8110-3000 Rain Barrels	1,170	-	-	-	-	-	-
8110-3200 Stormwater Conference Expen	3,405	212	207	214	390	500	500
8110-3300 Tree Seedlings Expense	1,312	-	-	-	-	-	-
8110-3400 Stormwater Education Expense	-	-	-	-	-	500	500
8110-3500 River Cleanup Expense	648	604	595	597	598	800	700
8110-3700 Tamarack Ed Kiosk Expense	900	-	-	-	-	-	-
8130-0000 Computer Supplies	1,905	-	-	-	-	-	-
8170-4000 Gas & Diesel Fuel	7,910	6,876	5,616	3,585	3,870	7,500	5,000
8182-1405 Storm Sewer Maintenance	118	2,173	4,728	767	-	3,000	1,000
	<u>18,748</u>	<u>10,901</u>	<u>11,787</u>	<u>5,663</u>	<u>4,858</u>	<u>13,100</u>	<u>8,450</u>
<b>EX44 (Repair/Maintenance)</b>							
8162-3000 R&M - Equipment	5,427	5,313	2,929	99	834	2,500	2,000
<b>EX50 (Utilities)</b>							
8212-0001 Cellular Data Service	480	440	520	480	320	480	480
<b>EX60 (Contractual Services)</b>							
8300-1401 Engineering Services	2,637	15,830	-	-	-	5,000	5,000
8300-1901 Audit/Acctg. Serv.	5,500	4,000	3,900	3,550	3,600	4,000	4,000
8300-5001 Consulting Services	1,492	-	-	-	-	10,500	20,000
8300-5003 Consulting - GIS	4,433	24	-	-	-	-	-
	<u>14,062</u>	<u>19,854</u>	<u>3,900</u>	<u>3,550</u>	<u>3,600</u>	<u>19,500</u>	<u>29,000</u>
<b>EX70 (Other Operating)</b>							
8110-4006 Storm Watr.Dischg.Permit	5,000	5,000	5,000	6,500	6,500	6,500	6,500
8209-0000 Diggers Hot Line	4,232	4,277	4,501	4,509	3,538	5,000	5,000
8950-0000 Depreciation Expense	526,441	559,125	603,979	612,450	488,997	652,000	660,000
	<u>535,673</u>	<u>568,402</u>	<u>613,480</u>	<u>623,459</u>	<u>499,035</u>	<u>663,500</u>	<u>671,500</u>
	<u>828,135</u>	<u>848,780</u>	<u>894,059</u>	<u>936,630</u>	<u>639,778</u>	<u>980,755</u>	<u>996,730</u>



**Village of Menomonee Falls  
740-335 (Public Works Activities)  
As of September 30, 2016**

	2012 Actual	2013 Actual	2014 Actual	2015 Actual	2016 Thru Sep	2016 Budget	2017 Budget
<b><u>EX40 (Materials And Supplies)</u></b>							
8700-0000 Leaf Collection	642	21,025	32,443	13,428	-	22,000	22,000
8705-0000 Sweeping	6,783	4,088	2,209	4,998	9,856	7,500	7,500
8715-0000 CB & MH Repair	5,864	1,467	14,111	4,504	9,902	5,000	5,000
8720-0000 Curb & Gutter	102	(40)	(106)	15	(42)	500	500
8725-0000 Frozen Culverts	-	50	-	-	-	200	200
8735-0000 Culverts/Ditching	21,514	16,258	5,960	16,951	999	14,000	14,000
8740-0000 Erosion Control	7,946	10,729	3,930	3,869	6,138	10,000	10,000
8745-0000 Detention Basin Maint.	70,216	-	-	-	850	1,000	1,000
8760-0000 Illicit Discharge	-	-	-	593	(150)	500	500
8770-0000 Public Education	2,755	3,568	3,777	4,446	3,712	5,000	5,000
8775-0000 Storm Sewer Monitoring/Samp	-	24	-	4	-	1,000	1,000
	<u>115,822</u>	<u>57,169</u>	<u>62,324</u>	<u>48,808</u>	<u>31,265</u>	<u>66,700</u>	<u>66,700</u>
<b><u>EX45 (Lease/Rent Expense)</u></b>							
8152-3000 Rent - Equipment	-	-	-	-	-	30,000	50,000
<b><u>EX51 (DPW Activities)</u></b>							
8700-0001 Leaf Collection Labor	94,294	60,466	71,167	74,555	795	84,000	84,000
8705-0001 Sweeping Labor	44,065	27,823	39,347	44,298	23,350	37,000	37,000
8710-0001 Catch Basin Clean Labor	3,960	16,401	11,683	12,178	8,401	13,000	13,000
8715-0001 CB & MH Repair Labor	8,149	5,809	28,612	35,021	26,447	1,400	1,400
8720-0001 Curb & Gutter Labor	-	276	-	-	-	700	700
8725-0001 Frozen Culverts Labor	218	2,506	2,026	844	-	700	700
8730-0001 Roadside Debris Labor	-	-	1,601	1,015	-	7,500	7,500
8735-0001 Culverts/Ditching Labor	122,423	96,277	107,390	118,418	61,956	80,000	80,000
8736-0001 Ditch/Dentention Pond Mowing	23,566	33,508	23,018	9,225	41,217	22,000	22,000
8740-0001 Erosion Control Labor	-	-	-	339	-	700	700
8745-0001 Detention Basin M. Labor	381	657	-	956	282	1,400	1,400
8750-0001 Waste Oil Program Labor	-	-	-	281	-	-	-
8760-0001 Illicit Discharge Labor	-	-	-	-	-	230	230
8765-0001 Invest/Elimin. Labor	-	-	221	394	-	4,700	4,700
	<u>297,056</u>	<u>243,723</u>	<u>285,065</u>	<u>297,524</u>	<u>162,448</u>	<u>253,330</u>	<u>253,330</u>
<b><u>EX60 (Contractual Services)</u></b>							
8300-8736 Contracted Detention Pond Mo	-	-	-	-	-	4,000	-
	<u>412,878</u>	<u>300,892</u>	<u>347,389</u>	<u>346,332</u>	<u>193,713</u>	<u>354,030</u>	<u>370,030</u>

**Village of Menomonee Falls  
740-910 (Other Uses Of Funds)  
As of September 30, 2016**

	2012 Actual	2013 Actual	2014 Actual	2015 Actual	2016 Thru Sep	2016 Budget	2017 Budget
<u>EX66 (Debt Service)</u>							
8850-0003 Amort of Deferred Debt Costs	465	-	-	-	-	-	-
8850-0004 Amort of Discount/(Premium)	(1,313)	(4,191)	(5,756)	(5,756)	-	(5,750)	(5,756)
	(848)	(4,191)	(5,756)	(5,756)	-	(5,750)	(5,756)
<u>EX92 (Bond Issue Expenditures)</u>							
8800-0000 Bond Expenses	351	21,237	854	815	695	700	1,000
<u>EX94 (Debt - Interest Payments)</u>							
8801-0000 Interest Expense	96,496	114,340	121,640	109,852	54,253	110,000	85,000
8801-0100 Int on Advance-General Fund	13,187	8,746	4,076	-	-	-	20,000
	109,683	123,086	125,716	109,852	54,253	110,000	105,000
<u>EX97 (Capital In Progress)</u>							
8905-0000 Storm Utility Project Expenses	25,080	2,798	(40,000)	-	26,796	-	-
8905-2230 Storm Utility Project Expenses	-	(2,629)	-	-	-	-	-
8905-0000 Storm Utility Project Expenses	-	-	40,000	-	-	-	-
	25,080	169	-	-	26,796	-	-
	<u>134,266</u>	<u>140,301</u>	<u>120,814</u>	<u>104,911</u>	<u>81,744</u>	<u>104,950</u>	<u>100,244</u>