



**Village of
Menomonee Falls**
Wisconsin

**2013
Budget**

VILLAGE OF MENOMONEE FALLS

2013 BUDGET

TABLE OF CONTENTS

<u>Budget Overview</u>	<u>Chapter</u>	<u>1</u>
<u>Budget Summaries</u>	<u>Chapter</u>	<u>2</u>
<u>General Fund Revenues</u>	<u>Chapter</u>	<u>3</u>
<u>General Fund Expenditures</u>	<u>Chapter</u>	<u>4</u>
<u>Other Governmental Funds</u>	<u>Chapter</u>	<u>5</u>
<u>Enterprise Funds</u>	<u>Chapter</u>	<u>6</u>
<u>Reference Information</u>	<u>Chapter</u>	<u>7</u>
<u>Detailed Budget Worksheets</u>	<u>Chapter</u>	<u>8</u>

BUDGET OVERVIEW

<u>Mission Statement</u>	<u>Page</u>	<u>1.1</u>
<u>Vision Statement</u>	<u>Page</u>	<u>1.2</u>
<u>Structure of Reporting Funds</u>	<u>Page</u>	<u>1.3</u>
<u>Village Officials</u>	<u>Page</u>	<u>1.4</u>
<u>Organizational Chart</u>	<u>Page</u>	<u>1.5</u>

Mission Statement

The Village of Menomonee Falls is committed to open, ethical and responsive government, and will actively and responsibly strive to provide the highest quality of municipal services consistent with the changing needs and desires of the community and a realistic assessment of resources available.

Village Board Strategic Planning

A Vision for the Village

It is our Vision that each of the following components be realized as part of the community life of the Village of Menomonee Falls:

***A Safe Community**

***Housing Options to Meet the Needs of Residents of All Ages**

***Vital Interactive Neighborhoods**

***High Quality Business Development**

***Preservation of Natural Resources in Balance with Development**

***Responsive, Effective and Economically Viable Government Services**

***A Thriving Revitalized Historic Village Centre**

***An Accessible, Diverse Transportation System**

***Quality, Comprehensive Education**

***Growing Cultural and Community Activities**

STRUCTURE OF VILLAGE FUNDS

The accounting records of the Village are organized into funds and account groups, each of which is considered to be a separate entity. Each fund is accounted for by providing a separate set of self-balancing accounts that constitute assets, liabilities, fund equity (reserves), revenues and expenditures/expenses.

GOVERNMENTAL FUNDS:

GENERAL FUND

Contains cost of providing police & fire protection, garbage collection, recycling, parks, street maintenance, community development, planning zoning, licenses and permits, engineering, assessing, tax billing and collections, financial services, clerk/treasurer requirements, elections, payroll and personnel, property and insurance, building and vehicle maintenance, general administration, and payment of debt service.

SPECIAL REVENUE FUNDS

Revenues with specific requirements for spending as a result of restricted donations or state/federal grants. Library Operations and Maintenance Fund, and the Solid Waste Collection Fund are included in Special Revenue Funds.

DEBT SERVICE FUND

Annual principal and interest payments on debt not covered by utilities and risk management funds.

CAPITAL PROJECTS FUNDS

Tracks revenues and expenditures related to:
General capital projects and equipment
Municipal Facilities and Equipment Fund
Tax Incremental Districts
Special Assessment Fund

PROPRIETARY FUNDS:

WATER UTILITY

Contains revenues, expenses and capital purchases relating to water pumping, treatment, supply, billing and administration.

SEWER UTILITY

Contains revenues, expenses and capital purchases relating to sewerage treatment, processing, billing and administration.

STORM WATER UTILITY

Contains revenues, expenses and capital purchases relating to storm water management

RISK MANAGEMENT

Contains revenues and expenses relating to property and liability insurance from CVMIC

FIDUCIARY FUNDS:

Used to record assets held by the Village as an agent for other governmental units as a result of the tax collection process.

ACCOUNT GROUPS:

GENERAL FIXED ASSETS

Used to record the original cost of general fixed assets and infrastructure

GENERAL LONG-TERM DEBT

Used to record non-Proprietary Fund debt

DIRECTORY OF VILLAGE OFFICIALS

Elected Officials:

Village Board:	Title	Term Expiration
Randall R. Newman	President	April 2015
Sharon Ellis	Trustee	April 2014
Dennis M. Farrell	Trustee	April 2014
James A. Jeskewitz	Trustee	April 2014
Michael K. McDonald	Trustee	April 2013
Jeffrey R. Steliga	Trustee	April 2013
Stephen C. Raymonds	Trustee	April 2013

Administration:

Village Manager	Mark S. Fitzgerald
Assistant Village Manager, Director of Public Works	Arlyn R. Johnson
Assistant Village Manager, Director of Protective Services, Police Chief	Anna M. Ruzinski
Village Attorney	Michael J. Morse
Clerk/Treasurer	Janice K. Moyer
Finance Director	Jason A. Kaczmarek

Certified Public Accountants:

Reilly, Penner & Benton, LLP, Milwaukee, Wisconsin

Bond Counsel:

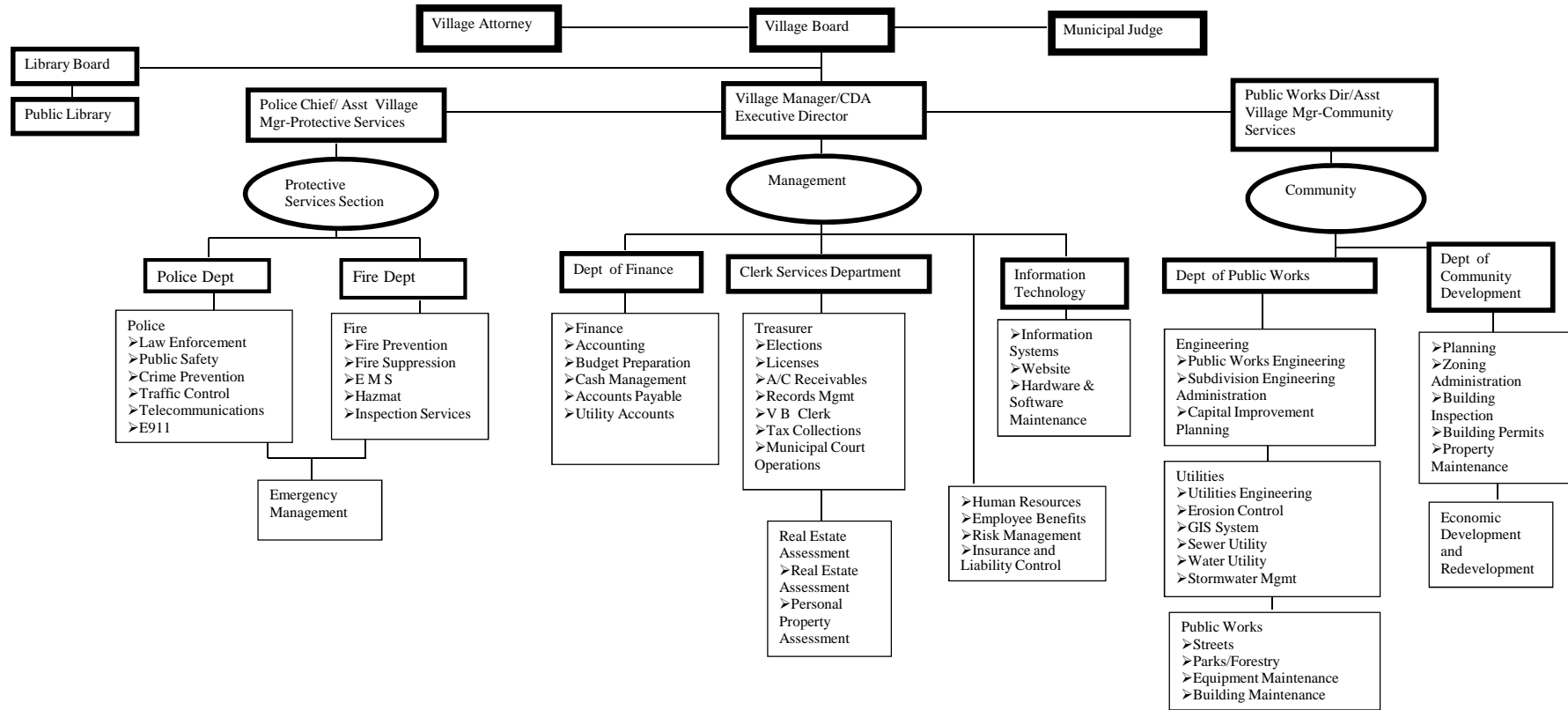
Quarles & Brady, Milwaukee, Wisconsin

Financial Advisors:

Hutchinson, Schockey, Erley & Co., Milwaukee, Wisconsin

VILLAGE OF MENOMONEE FALLS

Functional Organization Chart



BUDGET SUMMARIES

<u>Budget Goals</u>	<u>Page 2.1</u>
<u>General Operating Budget - Summary</u>	<u>Page 2.2</u>
<u>Budgetary Statement of Revenues, Expenditures and Changes in Fund Balances - General Fund</u>	<u>Page 2.3</u>
<u>Fund Balance and Working Capital Information</u>	<u>Page 2.4</u>
<u>Long Term Debt Information</u>	<u>Page 2.5</u>
<u>Property Valuation Data</u>	<u>Page 2.6</u>

BUDGET GOALS

The General Operating Budget was developed under certain guidelines to ensure that the citizens of Menomonee Falls not only receive the services that they have come to expect, but do so in a fiscally responsible manner.

(1) Comply with State of Wisconsin Governor's tax levy limit.

Tax Levy increase allowed is the higher of 0% or the increase in property value due to new construction, 0.95%.

Additional adjustments are allowed for increases in debt service.

(2) Maintain services at the level expected by our constituency.

(3) Maintain costs by exploring all methods available, including enlightened use of technology.

TAX RATE - MUNICIPAL PURPOSES ONLY

	2009 for 2010	2010 for 2011	2011 for 2012	ESTIMATED 2012 for 2013
Assessed value	4,312,010,880	4,368,316,880	4,388,814,210	4,421,648,981
Tax rate	\$5.22	\$5.17	\$5.195	\$5.198

TAX RATE ALLOCATION

	2009 for 2010 BUDGET	2010 for 2011 BUDGET	2011 for 2012 BUDGET	2012 for 2013 BUDGET
Municipal Operations	\$4.01	\$3.95	\$3.972	\$3.998
Debt Service	\$0.52	\$0.53	\$0.546	\$0.528
Library Operations	\$0.34	\$0.34	\$0.328	\$0.322
Library Building Maintenance	\$0.07	\$0.07	\$0.069	\$0.071
Storm Water Utility	\$0.21	\$0.21	\$0.212	\$0.211
Interceptor Sewer	\$0.07	\$0.07	\$0.068	\$0.068
Property Tax Levy per \$1,000	\$5.22	\$5.17	\$5.195	\$5.198

GENERAL FUND OPERATING BUDGET SUMMARY

(With Debt Service)

	2010 ACTUAL	2011 ACTUAL	2012 BUDGET	2012 ESTIMATE	2013 BUDGET	% Change
REVENUES:						
Property taxes	18,381,190	18,469,815	18,735,435	18,735,435	18,947,323	1%
Water Utility payment in lieu of tax	1,200,836	1,203,973	1,220,000	1,220,000	1,240,000	2%
Other taxes	150,384	238,110	290,500	290,500	294,000	1%
Intergovernmental	2,882,378	2,951,093	2,640,765	2,640,765	2,585,956	(2%)
Licenses and permits	737,262	694,300	576,150	701,150	686,200	19%
Fines and penalties	752,361	639,177	690,550	690,550	631,000	(9%)
Public charges for services	783,475	931,991	803,200	803,200	882,516	10%
Interest income	162,626	146,020	177,500	127,500	86,500	(51%)
Miscellaneous	518,908	538,376	511,510	511,510	511,505	-
Total operating revenues	25,569,420	25,812,855	25,645,610	25,720,610	25,865,000	1%
OTHER FINANCING SOURCES:						
Transfers from other funds	355,633	165,482	16,623	541,285	18,011	8%
Total all revenues	25,925,053	25,978,337	25,662,233	26,261,895	25,883,011	1%
EXPENDITURES:						
General Government	3,048,774	3,403,514	3,620,141	3,665,141	3,853,187	6%
Public Safety	13,093,460	13,274,668	13,434,957	13,480,960	13,790,978	3%
Public Works	3,779,026	3,727,216	3,959,369	3,844,369	3,709,529	(6%)
Culture & Recreation	860,802	849,627	830,585	830,585	877,700	6%
Conservation and Development	926,814	891,391	1,124,415	1,124,415	1,040,290	(7%)
Total expenditures	21,708,876	22,146,416	22,969,467	22,945,470	23,271,684	1%
OTHER FINANCING USES:						
Debt Service	2,220,515	2,316,308	2,397,891	2,397,891	2,366,327	(1%)
Transfers to other funds	1,995,662	361,441	294,875	1,294,875	245,000	(17%)
Total other uses	4,216,177	2,677,749	2,692,766	3,692,766	2,611,327	(3%)
Total all expenses	25,925,053	24,824,165	25,662,233	26,638,236	25,883,011	1%
Net change in fund balance	-	1,154,172	-	(376,341)	-	
Fund Balance, beginning of year	8,095,332	8,095,332	9,249,504	9,249,504	8,873,163	(4%)
Fund Balance, end of year	8,095,332	9,249,504	9,249,504	8,873,163	8,873,163	(4%)

See Chapter 5 for information related to Library Operations and Maintenance.

See Chapter 5 for information related to Solid Waste Collection.

See Chapter 6 for information related to Storm Water Utility.

**GENERAL FUND
BUDGETARY STATEMENT OF REVENUES,
EXPENDITURES AND CHANGES IN FUND BALANCE**

(Without Debt Service)

	2010 ACTUAL	2011 ACTUAL	2012 BUDGET	2012 ESTIMATE	2013 BUDGET	% Change
REVENUES:						
Property taxes	16,160,675	16,153,507	16,337,544	16,337,544	16,580,996	1%
Water Utility payment in lieu of tax	1,200,836	1,203,973	1,220,000	1,220,000	1,240,000	2%
Other taxes	150,384	238,110	290,500	290,500	294,000	1%
Intergovernmental	2,882,378	2,951,093	2,640,765	2,640,765	2,585,956	(2%)
Licenses and permits	737,262	694,300	576,150	701,150	686,200	19%
Fines and penalties	752,361	639,177	690,550	690,550	631,000	(9%)
Public charges for services	783,475	931,991	803,200	803,200	882,516	10%
Interest income	162,626	146,020	177,500	127,500	86,500	(51%)
Miscellaneous	518,908	538,376	511,510	511,510	511,505	-
Total operating revenues	23,348,905	23,496,547	23,247,719	23,322,719	23,498,673	1%
EXPENDITURES:						
General Government	3,048,774	3,403,514	3,620,141	3,665,141	3,853,187	6%
Public Safety	13,093,460	13,274,668	13,434,957	13,480,960	13,790,978	3%
Public Works	3,779,026	3,727,216	3,959,369	3,844,369	3,709,529	(6%)
Culture & Recreation	860,802	849,627	830,585	830,585	877,700	6%
Conservation and Development	926,814	891,391	1,124,415	1,124,415	1,040,290	(7%)
Total operating expenditures	21,708,876	22,146,416	22,969,467	22,945,470	23,271,684	1%
Excess (deficit) of revenues over (under) expenditures	1,640,029	1,350,131	278,252	377,249	226,989	
OTHER FINANCING SOURCES AND USES:						
Transfers from other funds	355,633	165,482	16,623	541,285	18,011	8%
Transfer (to) other funds	(1,995,662)	(361,441)	(294,875)	(1,294,875)	(245,000)	(17%)
Total other financing sources (uses)	(1,640,029)	(195,959)	(278,252)	(753,590)	(226,989)	(18%)
Excess (deficit) of revenues and other sources over (under) and other uses	-	1,154,172	-	(376,341)	-	
Fund Balance, beginning of year	8,095,332	8,095,332	9,249,504	9,249,504	8,873,163	(4%)
Fund Balance, end of year	8,095,332	9,249,504	9,249,504	8,873,163	8,873,163	(4%)

This Statement is prepared after removing the effects of the Debt Service Fund. See Chapter 5.

FUND BALANCE INFORMATION

DEFINITIONS:

Fund Balance

Assets less liabilities equal fund balance or net assets. Fund balances are the accumulated results of the Village's financial activities. An excess of revenues over expenditures increases fund balance and a deficit decreases the fund balance. Note that the fund balance is not the same as cash on hand.

Nonspendable

Includes amounts that cannot be spent because they are either not in spendable form (i.e. convertible into cash) or, for legal or contractual reasons, must be kept intact. This classification includes inventories, prepaid amounts, assets held for sale and long-term receivables.

Restricted

Constraints placed on the use of these resources are either externally imposed by creditors (such as through debt covenants), grantors, contributors or other governments; or are imposed by law (through constitutional provisions or enabling legislation).

Committed

Amounts that can only be used for specific purposes because of a formal action (resolution or ordinance) by the Village Board. The formal action must occur prior to the end of the year, but the amount of commitment, which will be subject to the constraints, may be determined in the subsequent period. Any changes to the constraints imposed require the same formal action of the Village that originally created the commitment.

Assigned

Amounts that are constrained by the government's intent to be used for specific purposes, but that do not meet the criteria to be classified as restricted or committed. Intent can be stipulated by the governing body, another body or by an official to whom that authority has been given. With the exception of the General Fund, this is the residual fund balance classification for all governmental fund with positive balances.

Unassigned

This is the residual classification of the General Fund. Only the General Fund reports a positive unassigned fund balance. Other governmental funds might report a negative balance in this classification, as the result of overspending for specific purposes for which amounts had been restricted, committed or assigned.

Working Capital

Alternative wording for unassigned fund balance.

Number of Months of Working Capital

The Village Board is committed to maintaining around three months of budgetary expenditures in reserve. The decision, therefore, to use working capital to control the tax rate is weighed against the number of months of working capital remaining as a cushion in case of emergency.

	2010 Actual	2011 Actual	2012 Estimate	2013 Budget
<u>Fund Balance</u>				
Nonspendable	2,018,827	2,391,707	2,200,000	2,200,000
Restricted	-	11,094	-	-
Committed	100,000	-	-	-
Unassigned	5,976,505	6,846,703	7,049,504	6,673,163
	<u>8,095,332</u>	<u>9,249,504</u>	<u>9,249,504</u>	<u>8,873,163</u>

Expenditures	\$ 25,925,053	\$ 24,824,165	\$ 26,638,236	\$ 25,883,011
Amount needed per month	2,160,421	2,068,680	2,219,853	2,156,918
Unassigned fund balance	\$ 5,976,505	\$ 6,846,703	\$ 7,049,504	\$ 6,673,163
Divided by monthly needs	2,160,421	2,068,680	2,219,853	2,156,918
Months of working capital	<u>2.8</u>	<u>3.3</u>	<u>3.2</u>	<u>3.1</u>

LONG TERM DEBT INFORMATION

The Village of Menomonee Falls borrows funds for various purposes, and for various durations. The factors considered in structuring debt are project cost, useful life and funding source. Emphasis is put on stabilizing the tax rate or the user charge over the life of the bond.

As part of the Capital Budgeting process, management attempts to identify sources of funds with which to pay for projects and equipment. These sources include capital reserves, impact fees and interceptor sewer reserves. After these funds have been applied, the remaining needs are borrowed in the form of general obligation notes, bond anticipation notes and utility mortgage revenue bonds. Depending on the purpose of the note or bond, principal and interest are charged to different Village functions: General Fund, Special Assessments, Municipal Facilities, Tax Incremental Districts and the Utilities.

LONG-TERM DEBT OBLIGATIONS BY FUNDING SOURCE

General Obligation Debt	12/31/09 ACTUAL	12/31/10 ACTUAL	12/31/11 ACTUAL	12/31/12 ACTUAL
Tax levy supported debt	12,882,000	13,556,700	16,207,400	15,737,600
Tipping fee supported debt	19,554,250	18,344,500	17,084,750	15,125,000
Special Assessment debt	2,513,481	2,195,115	1,775,749	1,361,884
TID supported G.O.	16,985,000	41,225,000	45,850,000	54,285,000
Utility supported G.O.	2,495,269	3,633,685	5,537,101	6,850,516
Total general obligation debt	54,430,000	78,955,000	86,455,000	93,360,000

Other Village Debt:				
TID Bond Anticipation Notes	1,250,000	1,280,000	1,280,000	1,280,000
Revenue Bonds and BANS	7,595,000	6,270,000	4,085,000	2,735,000
Clean Water Fund Loans -Utility	2,706,889	2,478,293	2,242,935	2,000,612
Total All Outstanding Debt	65,981,889	88,983,293	94,062,935	99,375,612

VILLAGE OF MENOMONEE FALLS, WISCONSIN

PROPERTY VALUATION DATA

SUMMARY OF HISTORICAL INFORMATION

	01/01/09 2009 for 2010 ACTUAL	01/01/10 2010 for 2011 ACTUAL	01/01/11 2011 for 2012 ACTUAL	01/01/12 2012 for 2013 ACTUAL
<u>EQUALIZED VALUATION</u>				
All valuation except TID Districts	4,359,588,800	4,229,431,300	4,229,466,300	4,114,780,000
TID #2 - Village Centre	41,205,000	33,616,300	32,282,600	20,665,000
TID #5 - Westbrook Corp Park	45,531,300	53,134,900	70,922,300	72,706,800
TID #6 - Main Street	1,438,000	-	-	2,366,100
TID #7 - First Park	15,271,000	16,909,900	16,009,900	15,943,100
TID #8 - Richfield Way	-	106,500	1,387,400	-
TID #9	-	-	-	2,749,400
TID #10	-	-	-	-
TID #11	-	-	-	2,979,100
Total Equalized Valuation	4,589,164,800	4,437,584,100	4,441,598,500	4,315,491,900

During 2010, the Wisconsin Department of Revenue changed its valuation techniques related to TIDs. Starting in 2010 and forward, the DOR will rely on the assessment values as presented by the Village assessor. Once a TID reaches 10% of total equalized value, the value remains at that level to prevent skewing of values.

EQUALIZED AND ASSESSED VALUES AND COMPARABLE TAX RATES

VALUATION YEAR	BUDGET YEAR	EQUALIZED VALUATION	ASSESSED VALUATION	Per \$1,000	\$ Change	% Change
2012	2013	4,315,491,900	4,421,648,981	5.198	\$ 0.003	0.1%
2011	2012	4,441,598,500	4,388,814,210	5.195	\$ 0.028	0.5%
2010	2011	4,437,584,100	4,368,316,880	5.167	\$ (0.050)	-1.0%
2009	2010	4,589,341,400	4,312,010,880	5.217	\$ 0.039	0.8%
2008	2009	4,635,194,900	4,256,020,250	5.178	\$ 0.086	1.7%
2007	2008	4,510,001,400	4,154,666,940	5.092	\$ (0.015)	-0.3%
2006	2007	4,240,464,600	4,088,993,500	5.107	\$ 0.021	0.4%
2005	2006	3,931,493,100	3,855,192,000	5.086	\$ (1.038)	-16.9%
2004	2005	3,589,589,300	3,234,448,732	6.124	\$ 0.121	2.0%
2003	2004	3,374,526,400	3,166,439,929	6.003	\$ (0.071)	-1.2%
2002	2003	3,129,814,400	3,129,676,993	6.074	\$ (1.500)	-21.1%

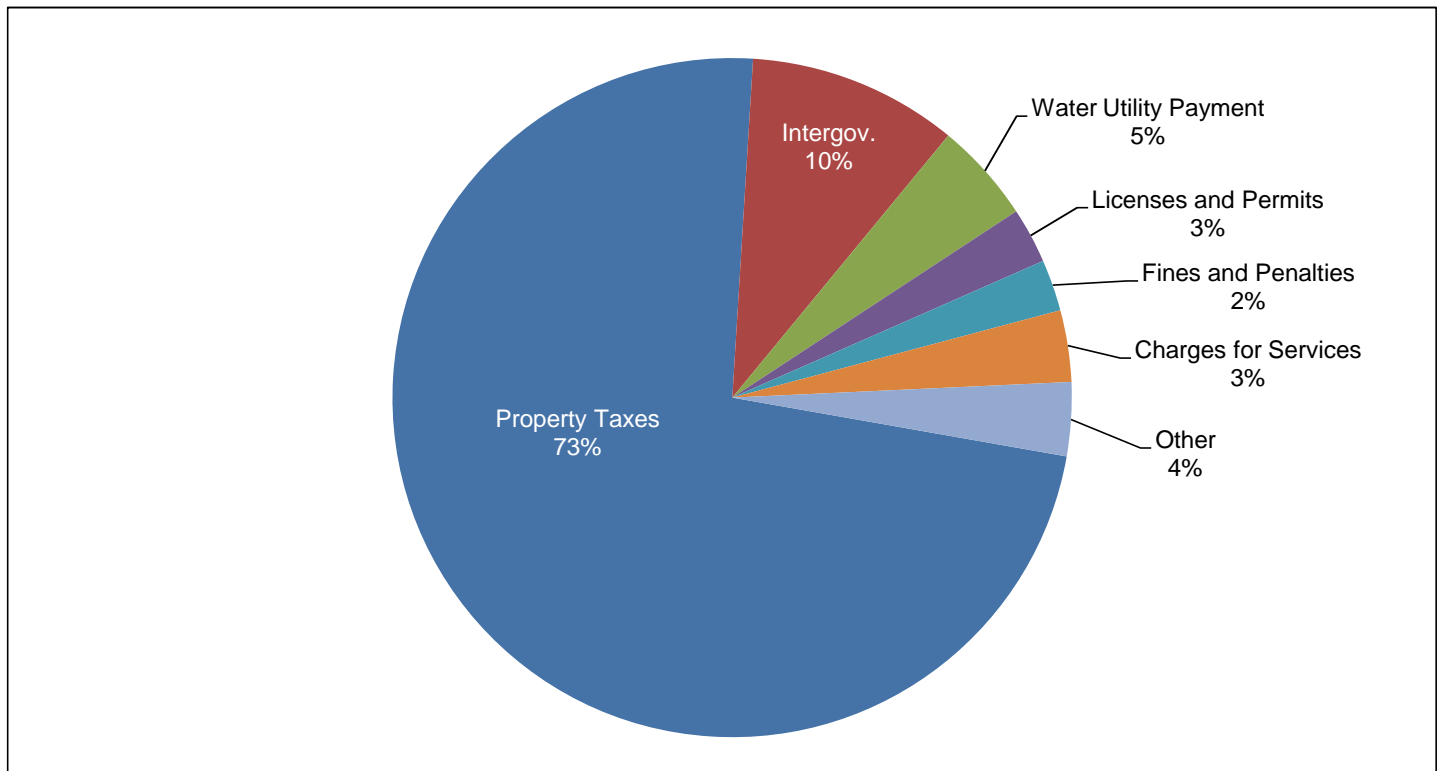
NOTE: 2012 FOR 2013 VALUES AND TAX RATE ARE ESTIMATED.

GENERAL OPERATING FUND BUDGETED REVENUES

<u>General Fund Revenues Summary</u>	<u>Page 3.1</u>
<u>Property Taxes</u>	<u>Page 3.2</u>
<u>Payment in Lieu of Tax - Water Utility, Other Taxes, and Intergovernmental Revenues</u>	<u>Page 3.3</u>
<u>Licenses and Permits, Fines and Penalties, and Public Charges for Services</u>	<u>Page 3.4</u>
<u>Interest Income, Miscellaneous Revenues, and Transfers from Other Funds</u>	<u>Page 3.5</u>

GENERAL FUND REVENUES SUMMARY

2010 ACTUAL	2011 ACTUAL	2012 BUDGET	2012 ESTIMATE	REVENUES	2013 BUDGET	% Change
OPERATING REVENUES:						
18,381,190	18,469,815	18,735,435	18,735,435	Property taxes	18,947,323	1%
1,200,836	1,203,973	1,220,000	1,220,000	Water Utility payment in lieu of tax	1,240,000	2%
150,384	238,110	290,500	290,500	Other taxes	294,000	1%
2,882,378	2,951,093	2,640,765	2,640,765	Intergovernmental	2,585,956	(2%)
737,262	694,300	576,150	701,150	Licenses and permits	686,200	19%
752,361	639,177	690,550	690,550	Fines and penalties	631,000	(9%)
783,475	931,991	803,200	803,200	Public charges for services	882,516	10%
162,626	146,020	177,500	127,500	Interest Income	86,500	(51%)
518,908	538,376	511,510	511,510	Miscellaneous	511,505	-
25,569,420	25,812,855	25,645,610	25,720,610	Sub-total revenues	25,865,000	1%
OTHER FINANCING SOURCES:						
355,633	165,482	16,623	541,285	Transfers from other funds	18,011	8%
25,925,053	25,978,337	25,662,233	26,261,895	Total revenues	25,883,011	1%



PROPERTY TAXES

HISTORICAL TAX LEVIES BY FUND:					%
2009 for 2010	2010 for 2011	2011 for 2012			Change
\$ 16,157,000	\$ 16,149,420	\$ 16,337,544	Property taxes:		
2,224,190	2,320,395	2,397,891	General Operations	\$ 16,611,093	1.7%
18,381,190	18,469,815	18,735,435	General Fund debt service	2,336,230	(2.6%)
			Total General taxes	18,947,323	1.1%
1,465,345	1,494,650	1,439,535	Library Operations	1,422,116	(1.2%)
311,550	317,780	303,300	Library Building Maintenance	314,420	3.7%
912,990	931,250	931,250	Storm Water Utility	931,250	-
300,000	300,000	300,000	Interceptor Sewer	300,000	-
\$ 21,371,075	\$ 21,513,495	\$ 21,709,520	Total tax roll	\$ 21,915,109	0.9%

HISTORICAL TAX RATES BY FUND:					%
2009 for 2010	2010 for 2011	2011 for 2012			Change
\$ 4.01	\$ 3.95	\$ 3.972	ESTIMATE:		
0.52	0.53	0.546	Property taxes:		
4.53	4.48	4.518	General Operations	\$ 3.998	0.7%
			General Fund debt service	0.528	(3.3%)
			Total General taxes	4.526	0.2%
0.34	0.34	0.328	Library Operations	0.322	(1.8%)
0.07	0.07	0.069	Library Building Maintenance	0.071	2.9%
0.21	0.21	0.212	Storm Water Utility	0.211	(0.5%)
0.07	0.07	0.068	Interceptor Sewer	0.068	-
5.22	5.17	5.195	Total tax roll	5.198	0.1%

The Governor of the State of Wisconsin imposed a tax levy limit on increases in a community's tax levy. This limit caps the total tax levy excluding TID tax increments. The levy limit is stated as the maximum of 0% or the percentage increase due to new construction, or 0.947%. Debt service is excluded from the calculation.

The Village's total tax levy supports the General Fund, Debt Service, Library, Library Building Maintenance, the Storm Water Utility and Interceptor Sewer.

Property taxes are levied to Village property owners at a calculated rate per \$1,000 of assessed property valuation as of January 1, after taking into consideration the effect of the tax incremental districts and the impact of the assessed to equalized value ratio.

PAYMENT IN LIEU OF TAX - WATER UTILITY

This revenue is a payment in lieu of real estate taxes. The calculation is prescribed by the Public Service Commission and is based on the assets of the Utility, adjusted for estimated additions and removals of plant, water mains and hydrants. The Village's tax rate, excluding the State and County portion, is used to calculate the tax. Fluctuations in the tax rate, the ratio of assessed to equalized value, and depreciation play a significant role in the amount of payment.

Expenditure Note:

It should be noted that the Water Utility charges the General Fund for Hydrant Rental (Public Fire Protection)

OTHER TAXES

The two major revenues in this category are hotel/motel taxes and fire insurance taxes.

The Village collects an 8% hotel/motel tax, which is virtually all from the Radisson Hotel.

Fire insurance taxes increase (decrease) in direct proportion with an increase in assessed value and the tax rate.

INTERGOVERNMENTAL REVENUES

Nearly all of the revenues in this category come from the state. Over half of that funding is transportation and highway aids and the remainder is mostly shared revenues. Estimates are provided from the state for budgeting.

State Transportation Aids are payments from the State of Wisconsin for street and road maintenance programs.

Connecting Highways are marked state trunk highways through the Village. Aids are payments from the State for maintenance of these roadways. Payments are calculated per lane mile.

Shared revenues were initially designed to make a municipality whole for loss of taxes on exempt property. This continues to be true for tax exempt computers; however, general shared revenues are now based on the states ability to pay and are generally distributed proportionately the same as the prior year.

LICENSES AND PERMITS

Licenses and permits are issued by the Clerk's office and the Department of Community Development. A modest uptick in activity is expected in 2013, mostly driven by the expected Kohl's development.

FINES AND PENALTIES

Court penalties and costs are collected by the Police Department as a result of judgment passed in Municipal Court for violations of various Village ordinances, and payments received from defendants for court costs.

PUBLIC CHARGES FOR SERVICES

The majority of revenues in this category are fees established to recover certain administrative expenses for services thought only to benefit certain individuals or developers, rather than all general taxpayers.

The bulk of the revenue in this category is from ambulance services. Ambulance fees are established by the Village Board for services performed by the Fire Department. These are billed and collected via an outside billing service.

INTEREST INCOME

BUDGET HIGHLIGHTS:

The primary objectives of the Village's investment activities are safety of principal, liquidity, and return on investment. The Village invests its funds in accordance with State Statutes.

The primary investment vehicles used are:

1. State of Wisconsin Local Government Investment Pool (LGIP), which invests primarily in U. S. Government Treasury bills.
2. Time deposit accounts, such as money market accounts.
3. Certificates of deposit with local banks.

Cash is transferred to and from the State Pool as needed.

Investment earnings are recorded on a monthly basis.

The General Fund generally charges 6% interest on advances to other funds.

MISCELLANEOUS REVENUES

The largest revenues in this category are cable TV franchise fees and publication fees.

Cable TV revenue is the franchise fee paid to the Village by Time Warner and AT&T

Publication fees are collected by the Department of Community Development for public notices which are required to be published in the newspaper.

TRANSFERS FROM OTHER FUNDS

BUDGET HIGHLIGHTS:

Transfer from Capital Projects Fund represents interest earned on the State Investment Pool in the last audited year.

List of Contents

Chapter 4

GENERAL OPERATING FUND BUDGETED EXPENDITURES

<u>Summary of Initiatives and Budget Guidelines</u>	<u>Page 4.1</u>
<u>Summary of Authorized Positions</u>	<u>Page 4.2</u>
<u>Comparative Expenditure Budgets</u>	<u>Page 4.3</u>
<u>General Fund Expenditures by Function and General Fund Expenditures by Classification</u>	<u>Page 4.4</u>
Summary and Details of Expenditures:	
<u>General Government Function Summary:</u>	<u>Page 4.5</u>
Administration: Village Board, Village Manager, Judicial, and Village Attorney	
Finance and Management Services: Clerk Services, Human Resources, Assessment of Property, Municipal Building Maintenance, Insurance & Benefits, Community Quality of Life, Financial Services, and Communication/Information Services	
<u>Public Safety Function Summary:</u>	<u>Page 4.17</u>
Emergency Dispatch, Police, Fire, Fire Protection, Pest and Weed Control, Emergency Government, and Other Protection Services	
<u>Public Works Function Summary:</u>	<u>Page 4.25</u>
Street Maintenance, Equipment Maintenance, and Municipal Garages	
<u>Culture, Recreation and Education:</u>	<u>Page 4.29</u>
Community Quality of Life, Historical Society and Museum, Parks and Forestry Operations, and Park Projects	
<u>Conservation and Development Function Summary:</u>	<u>Page 4.34</u>
Community Development, Engineering Services, Zoning and Building Inspections, and Planning	
<u>Other Financing Uses Summary:</u>	<u>Page 4.39</u>
Debt Service, Transfers to Other Funds	

SUMMARY OF INITIATIVES AND BUDGET GUIDELINES

Initiatives

The General Operating Fund Budget continues to address the priorities of the Board of Trustees with the following:

- (1) Funding to maintain those services that have created the "quality of life" expected by Menomonee Falls citizens.
- (2) Funding to maintain those Village services needed to enhance community activities and recreation needs.
- (3) Funding for safety personnel to enhance education, prevention and deterrence programs to ensure the safety of Menomonee Falls citizens.

Guidelines and Requirements

STATE EXPENDITURE RESTRAINT PROGRAM (ERP)

The State Expenditure Restraint Program has two requirements:

1. Hold increases in expenditures, net of debt service, to an allowable percentage, &
2. Municipal tax rate before TIDs must be over \$5 per \$1,000 assessed value.

Because the Village's tax rate (2012 for 2013) before TIDs was more than \$5 per \$1,000 equalized value, we qualify for an ERP payment in 2013.

GOVERNOR'S LEVY LIMIT

For 2013, the State of Wisconsin limits increases in municipal tax levies to the greater of:

1. 0% or
2. The percentage increase in equalized value due to new construction, 0.947%.

Adjustments are allowed for increases in debt service.

SUMMARY OF AUTHORIZED POSITIONS

(FULL TIME EQUIVALENTS)

2010 ACTUAL	2011 ACTUAL	2012 BUDGET	AUTHORIZED POSITIONS	Part-time	2013 Full-time
General Government:					
1.00	1.00	1.00	Village Manager		1.00
5.50	5.60	5.50	Clerk Services	1.50	4.00
1.00	1.00	1.00	Human Resources		1.00
4.50	4.75	4.50	Municipal Building Maintenance	1.80	2.00
0.25	2.00	2.00	Judicial		2.00
2.00	2.60	2.25	Village Attorney	0.30	2.00
5.00	5.00	5.00	Financial Services		4.00
4.00	4.00	4.00	Communications/Information Services		4.00
23.25	25.95	25.25	Subtotal - General Government	3.60	20.00
Public Safety:					
69.00	67.00	66.00	Police		66.00
15.10	15.80	15.10	Fire	0.20	16.00
12.00	12.00	12.00	Emergency Dispatch		12.00
96.10	94.80	93.10	Subtotal - Public Safety	0.20	94.00
Public Works:					
22.00	22.00	20.00	Streets Maintenance		15.00
4.00	4.00	4.00	Equipment Maintenance		4.00
26.00	26.00	24.00	Subtotal - Public Works	-	19.00
Culture and Recreation					
6.00	5.00	5.00	Parks Operations		4.00
Development:					
8.00	8.00	8.00	Engineering		7.00
3.00	3.00	3.00	Zoning and Building Inspections		3.00
3.00	3.00	3.00	Planning		3.00
14.00	14.00	14.00	Subtotal - Development	-	13.00
165.35	165.75	161.35	Total General Fund positions	3.80	150.00
Utilities:					
20.70	20.50	20.00	Library	9.10	11.00
16.50	16.50	16.00	Water Utility		13.80
4.00	4.40	4.00	Sewer Utility		4.00
1.00	1.00	1.00	Storm Utility		1.00
207.55	208.15	202.35	Grand total authorized positions	12.90	179.80

Total Full-time equivalent employees

192.70

Elected officials, the judge, and temporary workers are not included in the above totals.

GENERAL FUND COMPARATIVE EXPENDITURE BUDGETS

Department	2013	2012	Amount Change	Percent Change
Village Board	45,935	45,875	60	-
Village Manager	65,089	63,260	1,829	3%
Clerk Services	615,985	649,425	(33,440)	(5%)
Human Resources	84,805	83,540	1,265	2%
Assessment of Property	292,600	238,100	54,500	23%
Building Maintenance	515,390	482,100	33,290	7%
Insurances	89,250	82,060	7,190	9%
Judicial	177,960	175,640	2,320	1%
Village Attorney	422,535	387,880	34,655	9%
Financial Services	305,850	319,820	(13,970)	(4%)
CIS	1,237,788	1,092,441	145,347	13%
Total General Government	3,853,187	3,620,141	233,046	6%
Dispatch	826,580	841,400	(14,820)	(2%)
Police	8,252,760	8,132,875	119,885	1%
Fire	2,984,445	2,722,102	262,343	10%
Fire Protection	1,658,233	1,658,230	3	-
Pest & Weed	37,390	37,030	360	1%
Emergency Government	6,000	6,500	(500)	(8%)
Other Protection	25,570	36,820	(11,250)	(31%)
Total Public Safety	13,790,978	13,434,957	356,021	3%
Street Maintenance	3,168,739	3,406,079	(237,340)	(7%)
Equipment Maintenance	451,190	459,790	(8,600)	(2%)
Garages	89,600	93,500	(3,900)	(4%)
Total Public Works	3,709,529	3,959,369	(249,840)	(6%)
Community Quality of Life	88,850	78,395	10,455	13%
Old Falls Village	28,900	25,400	3,500	14%
Park Operations	739,350	707,690	31,660	4%
Park Projects	20,600	19,100	1,500	8%
Total Culture & Recreation	877,700	830,585	47,115	6%
CDA	51,990	50,550	1,440	3%
Engineering	247,035	358,250	(111,215)	(31%)
Zoning & Inspection	432,520	427,375	5,145	1%
Planning	308,745	288,240	20,505	7%
Total Development	1,040,290	1,124,415	(84,125)	(7%)
Total before Other Uses of Funds	23,271,684	22,969,467	302,217	1%
Debt Service	2,366,327	2,397,891	(31,564)	(1%)
Transfer to other funds	245,000	294,875	(49,875)	(17%)
Total Expenses	25,883,011	25,662,233	220,778	1%

GENERAL FUND EXPENDITURES BY FUNCTION:

2010 ACTUAL	2011 ACTUAL	2012 BUDGET	2012 ESTIMATE	EXPENDITURES	2013 BUDGET	% Change
OPERATING EXPENDITURES BY FUNCTION:						
3,048,774	3,403,514	3,620,141	3,665,141	General Government	3,853,187	6%
13,093,460	13,274,668	13,434,957	13,480,960	Public Safety	13,790,978	3%
3,779,026	3,727,216	3,959,369	3,844,369	Public Works	3,709,529	(6%)
860,802	849,627	830,585	830,585	Culture & Recreation	877,700	6%
926,814	891,391	1,124,415	1,124,415	Conservation and Development	1,040,290	(7%)
21,708,876	22,146,416	22,969,467	22,945,470	Total operating expenditures	23,271,684	1%
OTHER FINANCING USES:						
2,220,515	2,316,308	2,397,891	2,397,891	Debt Service	2,366,327	(1%)
1,995,662	361,441	294,875	1,294,875	Transfers Out	245,000	(17%)
25,925,053	24,824,165	25,662,233	26,638,236	Total Expenditures	25,883,011	1%

GENERAL FUND EXPENDITURES BY CLASSIFICATION:

2010 ACTUAL	2011 ACTUAL	2012 BUDGET	2012 ESTIMATE	EXPENDITURES	2013 BUDGET	% Change
OPERATING EXPENDITURES BY CLASSIFICATION:						
14,850,843	15,025,494	15,479,545	15,509,545	Personnel	15,355,564	(1%)
5,158,747	5,350,139	5,455,347	5,431,350	Other Operating	5,536,169	1%
1,225,506	1,244,703	1,338,267	1,348,267	Contractual Services	1,695,662	27%
473,780	526,080	696,308	656,308	Capital Outlay	684,289	(2%)
21,708,876	22,146,416	22,969,467	22,945,470	Total operating expenditures	23,271,684	1%
OTHER FINANCING USES:						
2,220,515	2,316,308	2,397,891	2,397,891	Debt Service	2,366,327	(1%)
1,995,662	361,441	294,875	1,294,875	Transfers Out	245,000	(17%)
25,925,053	24,824,165	25,662,233	26,638,236	Total Expenditures	25,883,011	1%

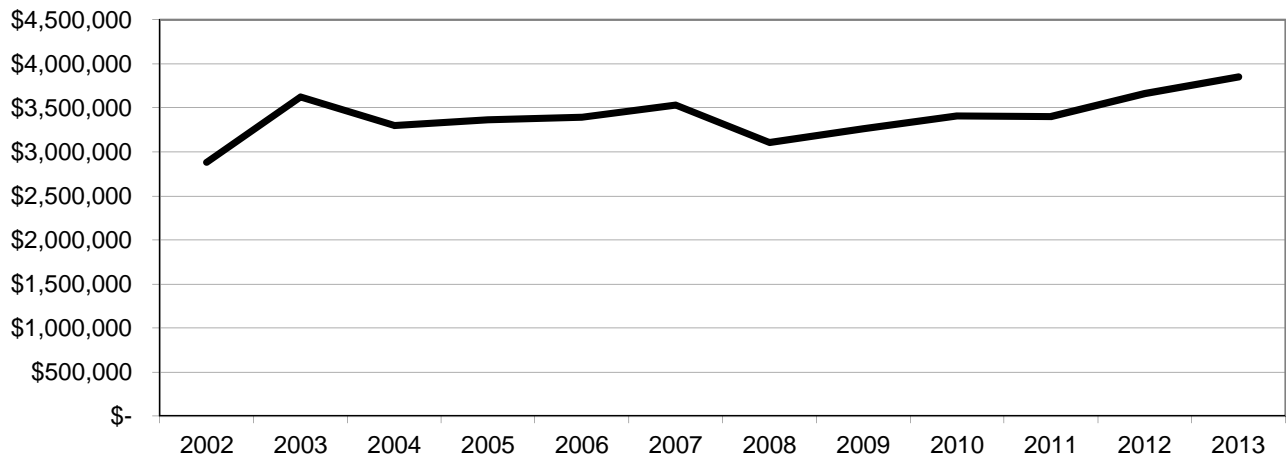
PERCENTAGE OF SUB-TOTAL EXPENDITURES BY FUNCTION:						
58%	57%	57%	57%	Personnel	56%	
24%	24%	24%	24%	Other Operating	24%	
6%	6%	6%	6%	Contractual Services	7%	
2%	2%	3%	3%	Capital Outlay	3%	
10%	10%	10%	10%	Debt Service	10%	

[GENERAL GOVERNMENT FUNCTION SUMMARY]

Oversight, Administration & Fiscal Responsibility

2010 ACTUAL	2011 ACTUAL	2012 BUDGET	2012 ESTIMATE	EXPENDITURES	2013 BUDGET	% Change
48,747	45,447	45,875	45,875	Village Board	45,935	-
54,845	62,919	63,260	63,260	Village Manager	65,089	3%
587,179	602,979	649,425	719,425	Clerk Services	615,985	(5%)
93,595	91,614	83,540	93,540	Human Resources	84,805	2%
285,363	287,664	238,100	238,100	Assessment of Property	292,600	23%
460,735	461,408	482,100	427,100	Municipal Building Maintenance	515,390	7%
57,692	63,161	82,060	102,060	Insurance & Benefits	89,250	9%
42,861	186,726	175,640	175,640	Municipal Judge	177,960	1%
400,314	376,059	387,880	387,880	Village Attorney	422,535	9%
300,338	349,377	319,820	319,820	Financial Services	305,850	(4%)
717,105	876,160	1,092,441	1,092,441	Communications/Information Services	1,237,788	13%
3,048,774	3,403,514	3,620,141	3,665,141	Total Expenditures	3,853,187	6%
14%	15%	16%	16%	% of total operating expenditures	17%	

General Government Total Expenditures Trend



100 (VILLAGE BOARD)

2010 ACTUAL	2011 ACTUAL	2012 BUDGET	2012 ESTIMATE	EXPENDITURES	2013 BUDGET	% Change
43,830	43,744	43,775	43,775	Personnel	43,735	-
4,917	1,703	2,100	2,100	Other Operating	2,200	5%
48,747	45,447	45,875	45,875	Total Expenditures	45,935	-

BUDGET HIGHLIGHTS:

No significant changes from last year's budget.

The Board consists of the Village Board President and six Trustees.
Members of the Board are elected officials and, as such, are not considered to be employees for employee count purposes.

RESPONSIBILITIES:

- * To establish local policy through the legislative process.
- * To adopt ordinances and resolutions as a framework for implementation of these policies.
- * To hold regular public board and committee meetings in accordance with the Village Code and the Wisconsin Open Meetings Law.
- * To authorize all contracts entered into by the Village.
- * To define clear, general guidelines used in directing the activities of the staff through the Village Manager's Office.
- * To review and adopt annual budgets and tax levy for fiscal control of the Village's resources.
- * To prioritize the use of the Village's resources.
- * To review and approve all expenditures.
- * To approve appointments to and oversee citizen boards, committees and commissions.

The Village Board has four (4) major obligations:

- * To determine what is needed.
- * To determine the will of the people.
- * To examine the financial and practical feasibility of what can, or should be done.
- * To take legislative action to pass or defeat proposed legislation.

110 (VILLAGE MANAGER)

2010 ACTUAL	2011 ACTUAL	2012 BUDGET	2012 ESTIMATE	EXPENDITURES	2013 BUDGET	% Change
125,018	133,879	122,910	122,910	Personnel*	122,945	-
2,327	5,494	9,500	9,500	Other Operating	11,300	19%
(72,500)	(76,454)	(69,150)	(69,150)	Charged to TIDs	(69,156)	-
54,845	62,919	63,260	63,260	Total Expenditures	65,089	3%

* Certain personnel costs have also been allocated to the utilities and the CDA.

BUDGET HIGHLIGHTS:

No significant changes from prior year's budget.

RESPONSIBILITIES:

- * To exercise leadership in planning, coordinating, staffing, developing and controlling the activities of all municipal functions to accomplish Village goals and policies as established by the Village Board.
- * To provide comprehensive oversight, direction, and coordination of departmental functions and to ensure achievement of Village goals in an efficient and responsive manner.
- * To assure effective communication and coordination links among residents, municipal officers, employees, and other governmental and social agencies.
- * To anticipate future needs both in terms of service demands and resource allocation.
- * To maintain an internal management system that fosters internal improvement and effective problem solving.
- * To annually prepare and present proposed budgets to the Village Board.
- * To authorize purchase orders and review accounts payable invoices for payment.
- * To represent the Village at various intergovernmental committees and official meetings.
- * To act as intermediary between the Village Board and departments.
- * To foster economic development.
- * To negotiate labor agreements with employee unions.
- * Appointment authority for all Village employees excluding the Village Attorney, Library staff, and sworn police and fire personnel.

111 (CLERK SERVICES)

2010 ACTUAL	2011 ACTUAL	2012 BUDGET	2012 ESTIMATE	EXPENDITURES	2013 BUDGET	% Change
413,019	436,873	430,925	460,925	Personnel*	443,485	3%
107,255	104,596	115,700	195,700	Other Operating	110,700	(4%)
62,725	53,710	55,000	55,000	Contracted services	54,000	(2%)
4,180	7,800	47,800	7,800	Capital Outlay	7,800	(84%)
587,179	602,979	649,425	719,425	Total Expenditures	615,985	(5%)

* Certain personnel costs have also been allocated to the utilities.

BUDGET HIGHLIGHTS:

Capital outlay category includes repayment to Revolving Capital Loan Fund	\$	7,800
A one-time capital outlay had been included in the 2012 budget for document imaging.		

RESPONSIBILITIES:

- * Prepare and maintain custody for official documents of the Village and Village Board including, but not limited to, Village code, minutes, ordinances, resolutions, contracts, deeds, agreements, leases, bonds, annexations and other legal records.
- * Administer all election activities, voter registration records, process absentee ballots and act as filing office for elected Village positions.
- * Administer poll worker activities by conduction training classes, recruit and fill vacancies in poll worker and distribute supplies needed at polls.
- * Receive, review, accept, and file assessment roll from assessor, and manage annual Board of Review hearings.
- * Arrange daily pick up and delivery of deposits and checks from bank.
- * Manage accounts receivable records and pursue collection of delinquent accounts.
- * Issue licenses.
- * Supervise and coordinate reception area, and mail systems.
- * Prepare and post most official meeting notices and agendas.
- * Handle citizen inquiries and complaints, and provide information and access to public records.

120 (HUMAN RESOURCES)

2010 ACTUAL	2011 ACTUAL	2012 BUDGET	2012 ESTIMATE	EXPENDITURES	2013 BUDGET	% Change
81,926	74,534	66,340	66,340	Personnel*	66,855	1%
11,669	17,080	17,200	17,200	Other Operating	17,950	4%
-	-	-	10,000	Contracted services	-	-
93,595	91,614	83,540	93,540	Total Expenditures	84,805	2%

* Certain personnel costs have also been allocated to the library and the utilities.

BUDGET HIGHLIGHTS:

No significant changes from the prior year.

RESPONSIBILITIES:

- * Develop, administer, and maintain a centralized system of personnel policies, procedures and practices.
- * Provide personnel recruiting, hiring, job descriptions, position evaluations and salary classifications.
- * Administer payroll and employee benefits.
- * Administer collective bargaining agreements including grievances/arbitrations, coordinate contract negotiations.
- * Administer and/or coordinate Worker's Compensation, Employee Assistance Program and Safety Program.
- * Administer and coordinate Americans with Disabilities Act requirements.
- * Manage general liability and property insurances including claims handling, risk management and loss control programs.

130 (ASSESSMENT OF PROPERTY)

2010 ACTUAL	2011 ACTUAL	2012 BUDGET	2012 ESTIMATE	EXPENDITURES	2013 BUDGET	% Change
778	217	300	300	Other Operating	300	-
284,585	287,447	237,800	237,800	Contracted services	292,300	23%
285,363	287,664	238,100	238,100	Total Expenditures	292,600	23%

BUDGET HIGHLIGHTS:

The assessing function is a contracted service.

Contractual services includes the following:

Wisconsin Dept of Revenue for manufacturing assessment services	31,000
Waukesha County - Property data base (1/2) maintenance	11,800
Tyler Technologies, Inc. for assessment services	249,500
Total contractual services	292,300

RESPONSIBILITIES:

- * Provide all legally required assessments functions.
- * Discover, list and value annually all taxable real and personal property within the Village.
- * Prepare the annual assessment roll.
- * Respond to requests for review of valuations and attend Board of Review meetings to defend contested values.
- * Keep record of, examine, and annually determine the status of exempt property.
- * Maintain legal records: process and record deeds, land contracts, mortgages, easements and other ownership changes; update and record changes in addresses, tax key numbers, and legal description.
- * Department of Revenue functions: process all transfer forms; comply with continuing education certification requirements; submit annual Assessor's report; attend mandatory meetings, prepare Tax Incremental District reports.
- * Real property functions: inspect, investigate and record all sales; organize and inspect all property altered or improved; prepare and mail assessment change notices.
- * Personal property functions: annually deliver and process reporting forms: create and deliver form supplements; perform occupancy checks; audit returned forms; calculate doormage assessments; prepare and mail assessment notices.
- * Develop, maintain and improve sales studies, ratio studies, etc, for the purposes of statistical analysis.
- * Provide information and records on ownership, assessed values, property characteristics, statistical data, etc. to other departments, realtors, appraisers, attorneys, and the general public.
- * Maintain property data base through CAMA system.

150 (MUNICIPAL BUILDING MAINTENANCE)

2010 ACTUAL	2011 ACTUAL	2012 BUDGET	2012 ESTIMATE	EXPENDITURES	2013 BUDGET	% Change
194,211	208,947	196,850	171,850	Personnel*	176,640	(10%)
240,002	240,225	251,750	221,750	Other Operating	252,750	-
26,522	12,236	33,500	33,500	Contracted services	86,000	157%
460,735	461,408	482,100	427,100	Total Expenditures	515,390	7%

* Certain personnel costs have also been allocated to the library.

BUDGET HIGHLIGHTS:

Additional contracted services were necessary for 2013 due to the reduction in personnel.

RESPONSIBILITIES:

- * To maintain, repair and keep in proper working order the following:
 - Heating, ventilating and air conditioning systems.
 - Plumbing, pipes and fixtures
 - Interior and exterior walls, roofs, floors, woodwork, cabinets, windows, doors & gutters.
 - Furniture and fixtures, fountains, steps, stoops and railings.
- * Provide cleaning, sanitizing, recycling and trash removal daily for municipal buildings.
- * Insure adequate stock of cleaning, sanitizing and paper supplies for all facilities.
- * Move or modify furniture, partitions, shelving, etc. as required for municipal buildings.
- * Print stationary, forms, documents and information materials.

160 (INSURANCE AND BENEFITS)

2010 ACTUAL	2011 ACTUAL	2012 BUDGET	2012 ESTIMATE	EXPENDITURES	2013 BUDGET	% Change
3,009	12,862	18,000	18,000	Personnel	25,000	39%
54,683	50,299	64,060	84,060	Other Operating (Insurances)	64,250	-
57,692	63,161	82,060	102,060	Total Expenditures	89,250	9%

BUDGET HIGHLIGHTS:

No significant changes for 2013.

RESPONSIBILITIES:

- * This departmental budget contains miscellaneous costs which could otherwise be allocated directly to each municipal department. For ease in administration and reporting, they are combined and reported in this department. This budget contains the following:
- Unemployment and disability compensation.
 - Property insurance premiums, except for coverages for Water and Sewer Utilities. Those are charged directly to the Utilities.

171 (JUDICIAL)

2010 ACTUAL	2011 ACTUAL	2012 BUDGET	2012 ESTIMATE	EXPENDITURES	2013 BUDGET	% Change
32,099	166,522	160,210	160,210	Personnel	162,560	1%
10,762	7,803	15,430	15,430	Other Operating	15,400	-
-	12,401	-	-	Contracted services	-	-
42,861	186,726	175,640	175,640	Total Expenditures	177,960	1%

BUDGET HIGHLIGHTS:

No significant changes for 2013.

RESPONSIBILITIES:

- * Operating costs for Municipal Court.
- * The Municipal Court hears cases involving violations of state law and local ordinances, building code violations, and certain traffic offenses occurring within the Village.

172 (VILLAGE ATTORNEY)

2010 ACTUAL	2011 ACTUAL	2012 BUDGET	2012 ESTIMATE	EXPENDITURES	2013 BUDGET	% Change
183,383	204,426	217,340	217,340	Personnel*	251,995	16%
12,552	13,505	13,890	13,890	Other Operating	13,890	-
204,379	158,128	156,650	156,650	Contracted services	156,650	-
400,314	376,059	387,880	387,880	Total Expenditures	422,535	9%

* Certain personnel costs have also been allocated to the utilities.

BUDGET HIGHLIGHTS:

The increase in personnel costs is due to a provision for an expected retirement payout. Any unpaid sick leave or vacation is paid out to an employee upon retirement.

RESPONSIBILITIES:

- * The Village Attorney provides or oversees the provision of all legal services to the Village Board and its committees, all Village boards and commissions, and to Village departments.
- * The Village Attorney also represents or oversees outside lawyers who represent the Village in all Village related litigation and in the prosecution of Village ordinance violations.
- * In addition to assisting the Village Attorney, the legal assistant also acts as the administrative assistant for the Village Manager, the Village President and the Board of Trustees; and assists Human Resources and Clerk Services as needed.

190 (FINANCIAL SERVICES)

2010 ACTUAL	2011 ACTUAL	2012 BUDGET	2012 ESTIMATE	EXPENDITURES	2013 BUDGET	% Change
254,781	309,251	270,450	270,450	Personnel*	243,350	(10%)
3,136	3,318	4,500	4,500	Other Operating	4,600	2%
42,226	36,808	44,870	44,870	Contracted services	57,900	29%
195	-	-	-	Capital Outlay	-	-
300,338	349,377	319,820	319,820	Total Expenditures	305,850	(4%)

* Certain personnel costs have also been allocated to the library and the utilities.

BUDGET HIGHLIGHTS:

The reduction in personnel is due to a reduction of one person in the department.

RESPONSIBILITIES:

- * Insure the fiscal integrity of the Village by maintaining accurate and timely financial information.
- * Insure proper administration of accounts payable, billing, and collection.
- * Provide financial accounting services for the Village in accordance with Generally Accepted Accounting Principals (GAAP), in compliance with the guidelines for GAAFR, and in compliance with the regulations of the Wisconsin Public Service Commission (PSC) for the Water Utility.
- * Manage annual independent audit of Village fiscal activities. Prepare annual reports for State of Wisconsin and Public Service Commission.
- * Administer special assessments collection and reporting.
- * Administer payroll process, including benefits and State and Federal reporting.
- * Coordinate the preparation of annual budgets.
- * In conjunction with Clerk Services, prepare and administer tax reporting functions and settlements with other taxing jurisdictions.
- * Conduct internal audit of Village accounts and budgets.
- * Provide Waukesha County Treasurer with tax calculations for tax roll and settlement of same.
- * Perform daily cash management functions to maximize investment of idle funds in accordance with investment policies.
- * Maintain records for capital projects, including tax incremental districts (TIDs).
- * Provide information and access to records to the public.

195 (COMMUNICATIONS/INFORMATION SYSTEMS)

2010 ACTUAL	2011 ACTUAL	2012 BUDGET	2012 ESTIMATE	EXPENDITURES	2013 BUDGET	% Change
199,563	240,575	243,790	243,790	Personnel*	244,420	-
201,697	234,858	299,242	299,242	Other Operating	312,096	4%
177,217	255,427	324,547	324,547	Contracted services	425,407	31%
138,628	145,300	224,862	224,862	Capital Outlay	255,865	14%
717,105	876,160	1,092,441	1,092,441	Total Expenditures	1,237,788	13%

* Certain personnel costs have also been allocated to the utilities.

BUDGET HIGHLIGHTS:

The Village has aggressive plans to implement new softwares to achieve gains in operational efficiency.

Increases in capital outlay and contractual services are related to the purchase and installation of new software. Highlights include:

- New scheduling and payroll software
- New document management system
- Final training and implementation of a new fleet management software expected to be installed in the last quarter of 2012.

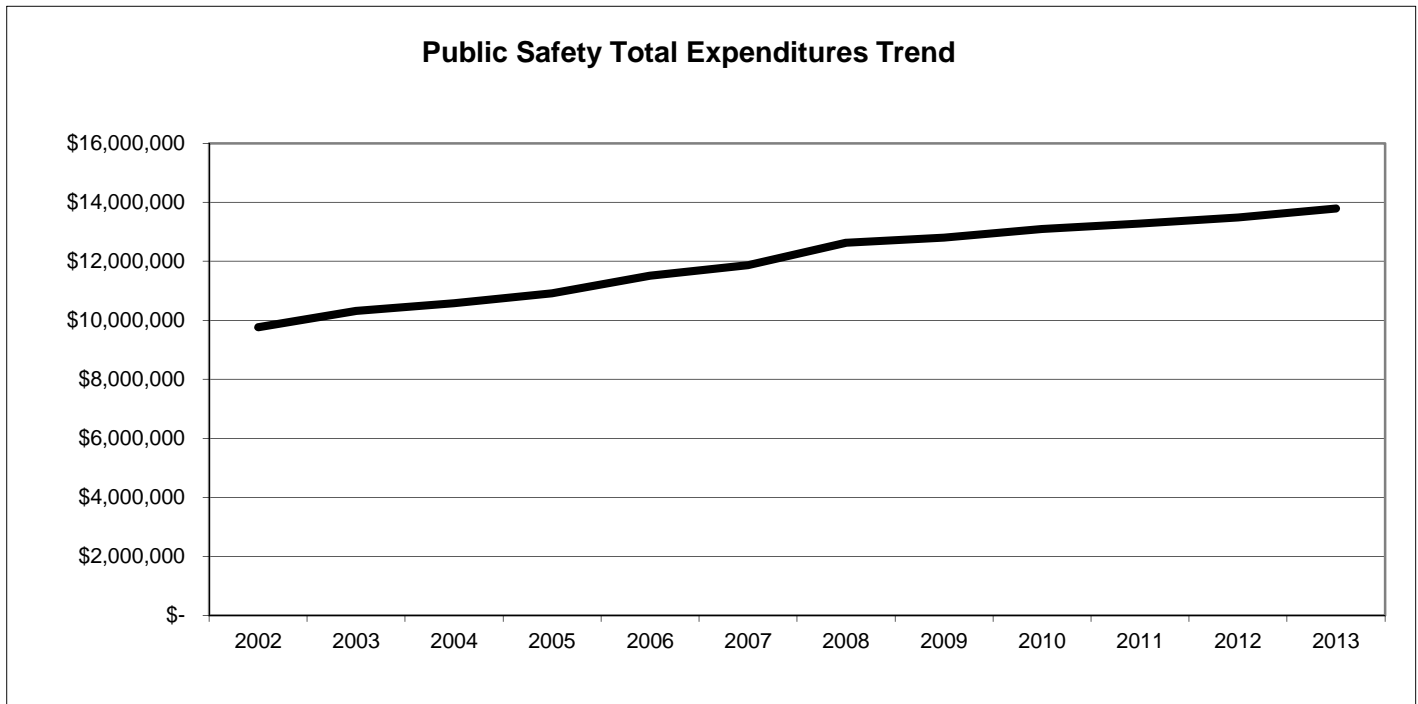
RESPONSIBILITIES:

- * Prior to 2010, certain costs were charged directly to individual departments. Beginning in 2010, these costs were consolidated in this department for administrative and efficiency purposes. These costs include telephone and data services, copier equipment, computer hardware and software, and information technology maintenance and support agreements.
- * Develop, implement and maintain technological solutions to enhance the delivery of government services.
- * Acquire and maintain all information systems, communications, and telecommunications equipment and software for the Village.
- * Design, develop and provide end-user training programs for the Village.
- * Provide efficient internal and external communications between Village staff and community members.
- * Provide a centralized information resource for the public for all Village services.

[PUBLIC SAFETY FUNCTION SUMMARY]

2010 ACTUAL	2011 ACTUAL	2012 BUDGET	2012 ESTIMATE	EXPENDITURES	2013 BUDGET	% Change
881,327	811,727	841,400	841,400	Emergency Dispatch 911	826,580	(2%)
7,871,071	7,921,914	8,132,875	8,132,875	Police	8,252,760	1%
2,572,927	2,779,649	2,722,102	2,777,102	Fire	2,984,445	10%
1,684,428	1,663,828	1,658,230	1,658,233	Fire Protections Services	1,658,233	-
37,347	51,394	37,030	37,030	Weed Control	37,390	1%
6,066	4,878	6,500	6,500	Emergency Government	6,000	(8%)
40,294	41,278	36,820	27,820	Other Protection Services	25,570	(31%)
13,093,460	13,274,668	13,434,957	13,480,960	Total Expenditures	13,790,978	3%
60%	60%	58%	59%	% of total operating expenditures	59%	

This functional component provides public safety, security, protection and welfare of persons and property by the enforcement of appropriate state and local laws consistent with the provisions of the Constitution of the United States and the State of Wisconsin, within the confines of the Village of Menomonee Falls and surrounding mutual aid communities. It provides information and services to the public to foster prevention of crime and fires.



196 (EMERGENCY DISPATCH 911)

2010 ACTUAL	2011 ACTUAL	2012 BUDGET	2012 ESTIMATE	EXPENDITURES	2013 BUDGET	% Change
870,616	800,842	830,000	830,000	Personnel	815,680	(2%)
10,711	10,885	11,400	11,400	Other Operating	10,100	(11%)
-	-	-	-	Capital Outlay	800	N/A
881,327	811,727	841,400	841,400	Total Expenditures	826,580	(2%)

BUDGET HIGHLIGHTS:

No significant changes for 2013.

200 (POLICE)

2010 ACTUAL	2011 ACTUAL	2012 BUDGET	2012 ESTIMATE	EXPENDITURES	2013 BUDGET	% Change
7,348,992	7,374,680	7,620,810	7,620,810	Personnel*	7,738,360	2%
284,195	329,544	296,150	296,150	Other Operating	301,150	2%
111,365	100,345	102,665	102,665	Contracted services	100,000	(3%)
126,519	117,345	113,250	113,250	Capital Outlay	113,250	-
7,871,071	7,921,914	8,132,875	8,132,875	Total Expenditures	8,252,760	1%

* Certain personnel costs have also been allocated to the fire department.

BUDGET HIGHLIGHTS:

No significant changes for 2013.

RESPONSIBILITIES:

Field Operations:

- * To provide response to the occurrence of crime and other requests for police service
- * Enforcement of Criminal Code by investigation and arrest.
- * Enforce police provisions of the Code of Village Ordinances by investigation and citation.
- * Accident investigation and traffic enforcement.
- * Around the clock patrol of Village streets, alleys, and parking lots.
- * Service of warrants, and municipal court subpoenas.
- * Transport prisoners, mental patients and juvenile offenders to various county institutions.
- * Supervise parades and other special events.
- * Inspect licensed activities within the Village.
- * Approve and record special parking permissions.
- * Monitor street lights, obstructed signs, animal carcasses, street wastes and other impediments to Village thoroughways for Department of Public Works action.
- * Monitor sub-contracted crossing guard activities.

Prevention and Community Education:

- * Initiation and implementation of crime prevention programs.

Criminal Investigation:

- * To investigate major crimes.
- * Work undercover as assigned to the Waukesha County Metropolitan Drug Enforcement Unit.
- * Provide crime analysis, collection and preservation of physical evidence, intelligence gathering, fingerprint and photographic identification, control of inventoried property and monitoring of local "A TIP" crime information hot line.

Support Services:

- * Provides support services to all other departmental operations; business office, records, court services, municipal lock-up, fleet management and maintenance, department supplies, and equipment, custody of property and evidence, municipal warrants, and the issuance of private guard permits.
- * Reception and documentation of citation payments and various fees and charges.
- * Initiate and maintain all records, forms, reports and documents relating to police services.
- * Provide administrative service to municipal court.
- * Review and recommend approvals for permits and licenses.
- * Provide information and access to records to the public.
- * Administer Police Aide program for park patrol, animal control, parking enforcement and other activities.
- * Achieve and maintain accreditation, thus assuring the community that our administrative and operational practices conform to accepted standards.
- * Provide staff services to Assessment Centers.
- * Recommend review and revision of Village ordinance and codes relating to police services.
- * Provide for on-going training in police skills, new laws, procedures and operations.

220 (FIRE)

2010 ACTUAL	2011 ACTUAL	2012 BUDGET	2012 ESTIMATE	EXPENDITURES	2013 BUDGET	% Change
2,151,604	2,302,123	2,271,280	2,296,280	Personnel	2,510,845	11%
318,786	356,428	321,900	351,900	Other Operating	343,600	7%
44,205	48,365	42,665	42,665	Contracted services	44,835	5%
58,332	72,733	86,257	86,257	Capital Outlay	85,165	(1%)
2,572,927	2,779,649	2,722,102	2,777,102	Total Expenditures	2,984,445	10%

BUDGET HIGHLIGHTS:

An additional command staff position was included in the 2013 budget.

RESPONSIBILITIES:

Fire Suppression:

- * To protect the lives and property of the citizens of the Village of Menomonee Falls through the prevention and extinguishment of fires, and through salvage and rescue work in the event of public emergencies.
- * To investigate all fires of unknown nature in trying to determine a cause.

Emergency Medical Services (EMS):

- * Perform emergency medical services for Menomonee Falls residents.
- * Initiate and maintain all records relative to emergency fire and medical service.
- * Maintain current state certification for all Emergency Medical Technicians.
- * Maintain "Teddies for Tots" as part of a program by the Telephone Pioneers of America; which distributes teddy bears to children involved in traumatic experiences.

Hazardous Materials Handling (Haz Mat):

- * Provide direct support to firefighting and EMS operations by furnishing communications, command operations and other supporting services.
- * Provide hazardous material incident coverage for "Level B" incidents, and support regional teams for more severe incidents.

Fire Prevention and Public Education:

- * To conduct fire safety inspections at all businesses and industries quarterly, and more frequent inspections of licensed premises to update liquor licenses. (exceeds 4,500 annually)
- * Inspection, clearing and testing of hydrants and other fire suppression systems.
- * Develop and implement training programs and exercises for fire personnel.
- * Promote and provide community training in fire prevention and protection, medical safety and first aid programs.
- * Enforce laws and codes mandated by Federal, State and local regulations.
- * Initiate ordinance review and changes in local fire codes.

Fire Administration:

- * To coordinate and manage the above services of the fire department.
- * Review and approve licenses, permits, and certifications.
- * Provide information and access to records to the public.

Fire Support Services -- Buildings and Vehicles:

- * Maintain, clean and test all departmental vehicles and equipment.
- * Maintain the safety of buildings and grounds.

(230) FIRE PROTECTION SERVICES

2010 ACTUAL	2011 ACTUAL	2012 BUDGET	2012 ESTIMATE	EXPENDITURES	2013 Budget	% Change
1,684,428	1,663,828	1,658,230	1,658,233	Public Fire Protection	1,658,233	1,658,233

Purpose:

- * This expenditure category contains the annual payment from the Village's General Operating budget to the Water Utility for rental of Utility owned hydrants and mains for fire fighting purposes. This annual payment is required by the Public Service Commission.

(260) PEST AND WEED CONTROL

2010 ACTUAL	2011 ACTUAL	2012 BUDGET	2012 ESTIMATE	EXPENDITURES	2013 Budget	% Change
31,547	31,882	32,030	32,030	Personnel	32,390	1%
-	13	-	-	Other Operating	-	-
5,800	19,499	5,000	5,000	Contracted services	5,000	-
37,347	51,394	37,030	37,030	Total Expenditures	37,390	1%

BUDGET HIGHLIGHTS:

No significant changes for 2013.

RESPONSIBILITIES:

- * Enforcement of Municipal Ordinances by investigation and citation.
- * Service of legal notices of noxious weeds requiring expedient removal.
- * Contract for weed cutting services for non-compliance with notices.
Billing and collection of Village provided weed-cutting services (handled by Clerk Services Department).
- * Fees for weed cutting are intended to fully reimburse our costs and are periodically reviewed.

280 (EMERGENCY GOVERNMENT)

2010 ACTUAL	2011 ACTUAL	2012 BUDGET	2012 ESTIMATE	EXPENDITURES	2013 BUDGET	% Change
6,066	4,878	6,500	6,500	Other Operating	6,000	(8%)

BUDGET HIGHLIGHTS:

No significant changes for 2013.

RESPONSIBILITIES:

- * To provide prompt emergency control service to all Village residents during times of severe weather conditions or disaster.
- * Maintain warning sirens in good working order.
- * The Village Manager is designated by ordinance as Director of Emergency Government; the Fire Chief is Deputy Director.

290 (OTHER PROTECTION SERVICES)

2010 ACTUAL	2011 ACTUAL	2012 BUDGET	2012 ESTIMATE	EXPENDITURES	2013 BUDGET	% Change
30,724	31,708	27,250	18,250	Other Operating	16,000	(41%)
9,570	9,570	9,570	9,570	Contracted services	9,570	-
40,294	41,278	36,820	27,820	Total Expenditures	25,570	(31%)

BUDGET HIGHLIGHTS:

Starting in 2013, costs associated with police personnel testing and evaluations are being recorded in the police department 200.

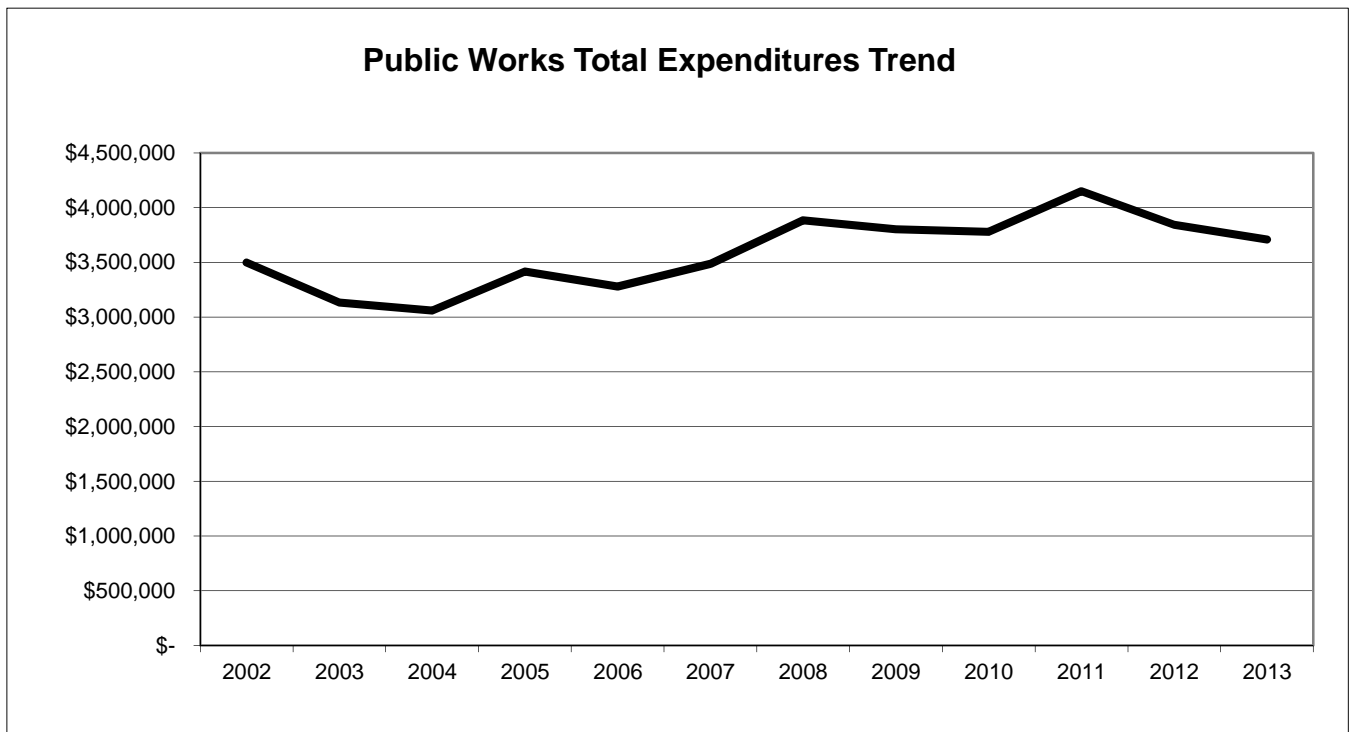
RESPONSIBILITIES:

- * Contractual Services contains the Waukesha County Animal Welfare Society (HAWS) impounding service charges for stray dogs and cats.
- * Other operating expenditures includes Police and Fire Commission charges and Prisoner Board charges.
- * The Police and Fire Commission is organized under Wisconsin Statute 62.13, consisting of five (5) members appointed by the Village President.
- * The Commission appoints the Police Chief and the Fire Chief along with approving sworn subordinates of those departments. The primary duties of this commission are personnel functions relating to the hiring, merit promotion process, firing, and disciplinary actions of the Police and Fire departments.

[PUBLIC WORKS FUNCTION SUMMARY]

2010 ACTUAL	2011 ACTUAL	2012 BUDGET	2012 ESTIMATE	EXPENDITURES	2013 BUDGET	% Change
3,298,218	3,220,501	3,406,079	3,291,079	Street Maintenance	3,168,739	(7%)
401,995	434,799	459,790	459,790	Equipment Maintenance	451,190	(2%)
78,813	71,916	93,500	93,500	Municipal Garages	89,600	(4%)
3,779,026	3,727,216	3,959,369	3,844,369	Total Expenditures	3,709,529	(6%)
17%	17%	17%	17%	% of total operating expenditures	16%	

This functional component is responsible for the maintenance of public property, infrastructure and equipment. Public Works include street and road repairs, building and equipment maintenance, municipal garages, and park operations.



400 (STREET MAINTENANCE)

2010 ACTUAL	2011 ACTUAL	2012 BUDGET	2012 ESTIMATE	EXPENDITURES	2013 BUDGET	% Change
1,874,551	1,788,412	1,782,360	1,782,360	Personnel*	1,282,200	(28%)
1,648,307	1,650,378	1,738,150	1,623,150	Other Operating	1,777,400	2%
-	-	-	-	Contracted services	125,000	N/A
139,533	179,332	220,569	220,569	Capital Outlay	217,839	(1%)
(364,173)	(397,621)	(335,000)	(335,000)	Transfer to Storm Water Ut.	(233,700)	(30%)
3,298,218	3,220,501	3,406,079	3,291,079	Total Expenditures	3,168,739	(7%)

* Certain personnel costs have also been allocated to other departments and funds.

BUDGET HIGHLIGHTS:

Personnel category decrease is due to elimination of five positions. The new contracted services were necessary to make up for the reduction in personnel.

The transfer to the Storm Water Utility represents actual time spent by Public Works employees on Storm Water projects and maintenance.

RESPONSIBILITIES:

Protect and maintain Village's infrastructure:

Street and Road maintenance and snow plowing:

- * To maintain approximately 200 miles of Village streets, alleys and public parking lots. This work includes concrete and bituminous pavement repairs, patching, dust control, grading of gravel streets, crack filling, street oiling, curb and gutter replacements.
- * Keep all streets, alleys and public parking lots free from obstruction, debris and dead animals.
- * Roadside and easement ditching and maintenance.
- * Cutting grass and weeds on roadside, easements, and Village lots.
- * Replacing, resetting, and maintaining driveway culverts.
- * Light maintenance of all equipment (oil changes, grease, oil levels, body work, paint, etc.)
- * Tree cutting, tree and brush trimming.
- * Excavate and grade drainage and path construction in Village parklands.
- * Sweep urban streets clean of debris in areas where storm sewer systems are available.
- * Plow snow, spread salt and sand, and remove excess snow.
- * Locate, maintain and collect all ice control sand boxes.

Traffic control:

- * Maintain, repair and keep in proper working order all street lights, traffic lights, and traffic controllers.
- * Maintain and repair all street light and traffic light poles, pavement markings, warning, regulatory and
- * Fabricate warning, regulatory and street identification signs.

Miscellaneous:

- * Maintain and repair barricades and flashers.
- * Deliver and pick up barricades for block parties and all other public events.
- * Maintain, clean and repair Department of Public Works yards and parking lots.
- * Record, issue, and maintain park permits register and schedules.

420 (EQUIPMENT MAINTENANCE)

2010 ACTUAL	2011 ACTUAL	2012 BUDGET	2012 ESTIMATE	EXPENDITURES	2013 BUDGET	% Change
238,543	272,708	272,890	272,890	Personnel*	247,090	(9%)
147,221	152,706	161,900	161,900	Other Operating	184,100	14%
15,508	9,385	25,000	25,000	Contracted services	20,000	(20%)
723	-	-	-	Capital Outlay	-	-
401,995	434,799	459,790	459,790	Total Expenditures	451,190	(2%)

* Certain personnel costs have also been allocated to other departments and funds.

BUDGET HIGHLIGHTS:

No significant changes for 2013.

RESPONSIBILITIES:

- * To maintain, repair and keep in proper running condition all Village vehicles and equipment (including Police, Fire and Parks departments and the Water and Sewer Utility vehicles.
- * To modify equipment to meet departmental needs.
- * To mount plows, spreaders, and other attachments to equipment when the need arises.
- * Keep maintenance and fuel consumption records for all vehicles and required equipment.
- * To maintain an adequate supply of gas, fuel, propane and oil.
- * Maintain system of determining fuel usage charges to each chargeable department or utility.
- * To design and build specialty equipment and tools.
- * To rebuild certain older equipment.
- * To keep all Village vehicles neat and orderly.

440 (MUNICIPAL GARAGES)

2010 ACTUAL	2011 ACTUAL	2012 BUDGET	2012 ESTIMATE	EXPENDITURES	2013 BUDGET	% Change
78,813	71,916	93,500	93,500	Other Operating	89,600	(4%)

BUDGET HIGHLIGHTS:

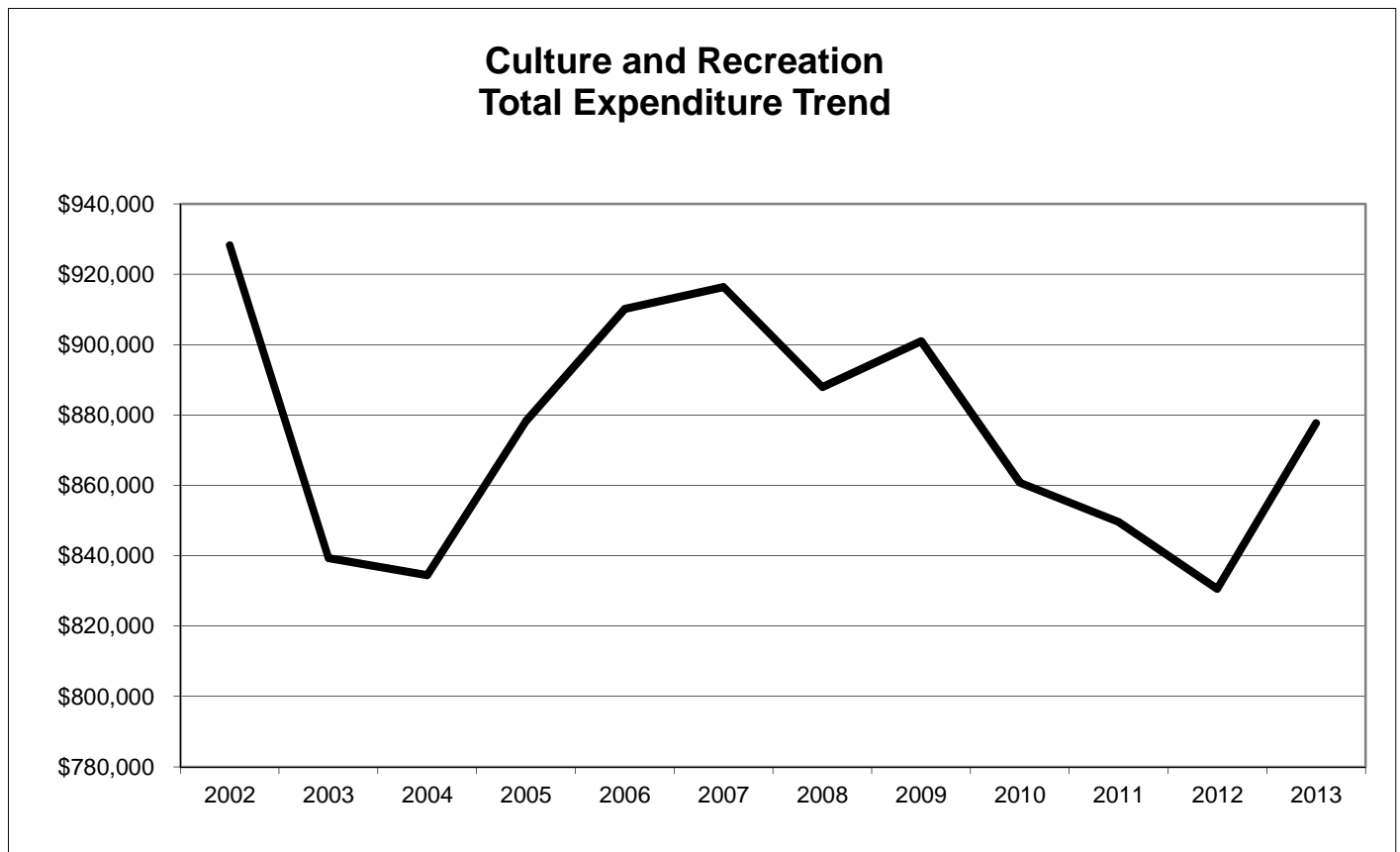
No significant changes for 2013.

RESPONSIBILITIES:

- * To keep maintenance shops neat, orderly and in proper repair, and maintain landscape.
- * Contains the costs of maintaining the Public Works buildings and machine sheds secure, including heating, lighting and water/sewer usage and telephone usage.
- * The Good Hope Garage includes the Equipment Maintenance Department and equipment, and salt storage facilities.
- * The Water Street and Neu garages contain the sign making shop, equipment and vehicle storage, salt storage shed, and sand storage facilities.

[CULTURE, RECREATION AND EDUCATION]

2010 ACTUAL	2011 ACTUAL	2012 BUDGET	2012 ESTIMATE	EXPENDITURES	2013 BUDGET	% Change
70,072	81,922	78,395	78,395	Community Quality of Life	88,850	13%
24,580	40,845	25,400	25,400	Historical Society and Museum	28,900	14%
748,231	669,478	707,690	707,690	Park and Forestry Operations	739,350	4%
17,919	57,382	19,100	19,100	Park Projects	20,600	8%
860,802	849,627	830,585	830,585	Total Expenditures	877,700	6%
4%	4%	4%	4%	% of total operating expenditures	4%	



180 (COMMUNITY QUALITY OF LIFE)

2010 ACTUAL	2011 ACTUAL	2012 BUDGET	2012 ESTIMATE	EXPENDITURES	2013 BUDGET	% Change
70,072	81,922	78,395	78,395	Other Operating	88,850	13%

BUDGET HIGHLIGHTS:

The increase in 2013 represents the lack of grant funding for the senior bus program.

582 (HISTORICAL SOCIETY AND MUSEUM)

2010 ACTUAL	2011 ACTUAL	2012 BUDGET	2012 ESTIMATE	EXPENDITURES	2013 BUDGET	% CHANGE
24,580	40,845	25,400	25,400	Other Operating	28,900	14%

BUDGET HIGHLIGHTS:

No significant changes for 2013.

RESPONSIBILITIES:

- * Maintain buildings and grounds for the Old Falls Village, including the permit rental coordination, set-up and maintenance of the Public House meeting room located at the southwest corner of Pilgrim and County Line Roads.
- * This is coordinated within the Department of Public Works by the Parks Department staff.

620 (PARKS AND FORESTRY OPERATIONS)

2010 ACTUAL	2011 ACTUAL	2012 BUDGET	2012 ESTIMATE	EXPENDITURES	2013 BUDGET	% Change
559,397	475,403	478,340	478,340	Personnel	511,100	7%
154,869	147,779	156,350	156,350	Other Operating	138,250	(12%)
33,965	46,296	73,000	73,000	Contracted services	90,000	23%
748,231	669,478	707,690	707,690	Total Expenditures	739,350	4%

BUDGET HIGHLIGHTS:

There was one layoff in the parks department; however, due to updates in administrative allocations, this department will actually have a net increase in personnel costs.

PARK RELATED RESPONSIBILITIES:

- * Provide residents with a safe recreational environment throughout approximately 1,400 acres of parkland
- * Mow and maintain turf areas in the Village's parks, boulevards, and other Village owned properties
- * Maintain, reconstruct, and repair ball fields
- * Groom and set-up baseball and softball as needed
- * Organize, prepare site and coordinate use for permit system, including picnics and tournaments
- * Landscape and re-landscape Village owned lands as necessary
- * Maintain, improve and repair the buildings throughout Village park properties.
- * Maintain, construct and repair all site amenities in parks and parkways (including signing, fencing, tables, benches, grills, bubblers, etc.
- * Construct, inspect, maintain and repair all children's play areas located in Village park areas
- * Create and maintain ice rinks and sledding areas
- * Maintain and repair all basketball, tennis, and volleyball courts and horse shoe pits in parks
- * Repair and maintain all small engines for the Village
- * Maintain all soccer fields located within Village parklands
- * Maintain detention ponds, bike trails and new subdivision boulevards and right of ways
- * To plant and maintain all Village flower and shrub beds.
- * To remove bee, wasp, hornet nests and diseased animals from public properties.
- * To hang public information banners, special event signs and decorations, and Christmas decorations
- * Plow and shovel snow at all public access parking lots, crosswalks and sidewalks around Village buildings

Rec programs and activities are provided by Menomonee Falls School District.

FORESTRY RELATED RESPONSIBILITIES:

- * Provide a complete Forestry management plan for the Village of Menomonee Falls, including Tree planting, pruning, and removal
- * Remove and repair storm damage
- * Establish a program of disease and insect control
- * Conduct tree hazard evaluations
- * Conduct tree appraisals
- * Establish a program of tree protection during construction
- * Work with contractors to prevent injury to trees
- * Eliminate invasive species such as wild mustard

640 (PARK PROJECTS)

2010 ACTUAL	2011 ACTUAL	2012 ACTUAL	2012 ESTIMATE	EXPENDITURES	2013 BUDGET	% Change
17,919	57,382	19,100	19,100	Other Operating	20,600	8%

BUDGET HIGHLIGHTS:

No significant changes for 2013.

RESPONSIBILITIES:

Major improvements follow the Comprehensive Outdoor Recreation Plan (CORP).
Projects are funded through this department and the Capital Projects Fund.

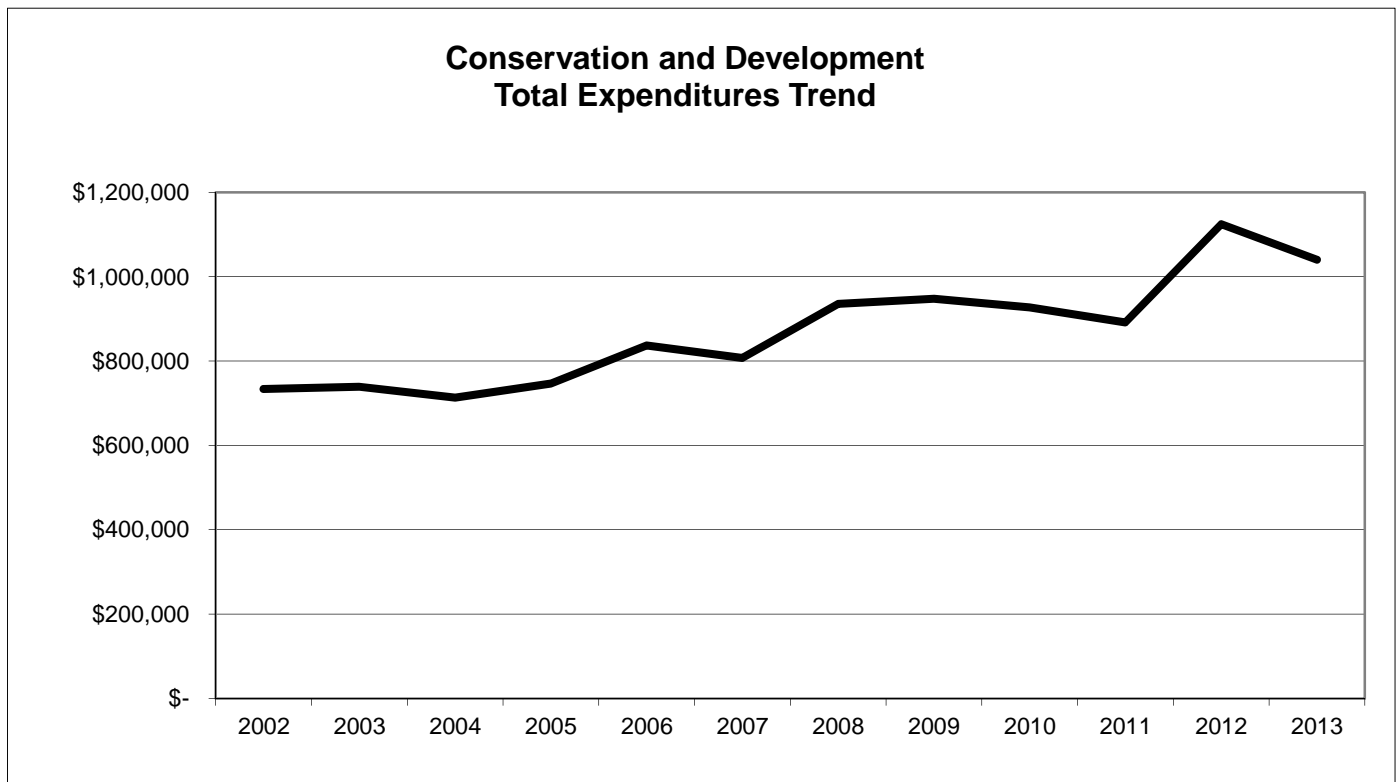
Responsibilities include maintenance of the following:

- Village Park
- Rotary Park
- Willowood Park
- Mill Pond Park
- Lime Kiln
- Menomonee River Parkway
- Riverside Park
- Oakwood Park
- Old Falls
- Municipal Park
- Ball Diamonds
- Tennis Courts
- Improvements - Includes outlying or small areas:
 - John Taylor
 - Kiwanis Park
 - Maple Road
 - Tower Hill
 - Com Forest
 - Tamarack Swamp

[CONSERVATION AND DEVELOPMENT]

2010 ACTUAL	2011 ACTUAL	2012 BUDGET	2012 ESTIMATE	EXPENDITURES	2013 BUDGET	% Change
50,415	81,989	50,550	50,550	Community Development	51,990	3%
219,581	143,748	358,250	358,250	Engineering Services	247,035	(31%)
388,859	376,330	427,375	427,375	Zoning and Building Inspections	432,520	1%
267,959	289,324	288,240	288,240	Planning	308,745	7%
926,814	891,391	1,124,415	1,124,415	Total Expenditures	1,040,290	(7%)
4%	4%	5%	5%	% of total operating expenditures	4%	

This functional component focuses on the conservation of the Village's natural resources by promoting maintenance of property values and quality of the physical environment through administration of zoning and building related codes and land use planning.



750 (COMMUNITY DEVELOPMENT AUTHORITY (CDA))

2010 ACTUAL	2011 ACTUAL	2012 BUDGET	2012 ESTIMATE	EXPENDITURES	2013 BUDGET	% CHANGE
32,343	32,736	28,800	28,800	Personnel	30,240	5%
18,072	49,253	21,750	21,750	Other Operating	21,750	-
50,415	81,989	50,550	50,550	Total Expenditures	51,990	3%

BUDGET HIGHLIGHTS:

No significant changes for 2013.

RESPONSIBILITIES:

- * The Community Development Authority (CDA) consists of seven (7) Commissioners appointed by the Village Board President and confirmed by the Village Board.
- * Implement business development and retention activities as identified in the Village's Overall Economic Development Plan.
- * The CDA functions as the Housing Authority, and as a Redevelopment Authority.
- * Planning and development related to tax incremental financing districts.
- * Administration of the Economic Master Development and Revolving Loan programs.
- * Business attraction, expansion and retention.
- * Tourism promotion.

760 (ENGINEERING SERVICES)

2010 ACTUAL	2011 ACTUAL	2012 BUDGET	2012 ESTIMATE	EXPENDITURES	2013 BUDGET	% CHANGE
689,066	699,726	676,480	676,480	Personnel*	563,765	(17%)
6,191	10,760	21,200	21,200	Other Operating	21,700	2%
19,227	29,099	20,000	20,000	Contracted services	20,000	-
5,670	3,570	3,570	3,570	Capital Outlay	3,570	-
(328,064)	(373,097)	(263,000)	(263,000)	Less charged to developers & projects	(263,000)	-
(34,242)	(27,354)	(8,000)	(8,000)	Less charged to TIDs	(7,000)	(13%)
(138,267)	(198,956)	(92,000)	(92,000)	Less charged to utilities	(92,000)	-
219,581	143,748	358,250	358,250	Total Expenditures	247,035	(31%)

* Certain personnel costs have also been allocated to the utilities.

BUDGET HIGHLIGHTS:

The reduction in personnel costs is due to a move of one employee to the streets department 400 as well as an update in administration allocations for 2013.

RESPONSIBILITIES:

- * To provide engineering support service to all other functions and departments of the Village.
- * To provide survey, drafting, and design work of public works projects.
- * Develop bid specifications for and administer award contracts for construction projects, including, but not limited to water and sewer extension (Village paid and developer reimbursed projects), street reconstruction and TID projects.
- * Prepare special assessment reports and bills.
- * Administer annual capital projects such as sidewalk, road program, and curb & gutter.
- * Review of proposed construction contracts, and new developments and subdivisions.
- * Management and supervision of construction projects for above.
- * Administration and development of capital improvement/restoration grant in aid programs.
- * Preparation of annual infrastructure reports for other public agencies.
- * Provide staff support to Village Board and Planning Commission,
- * Provide Geographic Information (GIS) mapping and support to all Village Departments.

770 (ZONING AND BUILDING INSPECTIONS)

2010 ACTUAL	2011 ACTUAL	2012 BUDGET	2012 ESTIMATE	EXPENDITURES	2013 BUDGET	% CHANGE
198,021	206,758	209,675	209,675	Personnel*	213,820	2%
2,626	3,585	9,700	9,700	Other Operating	9,700	-
188,212	165,987	208,000	208,000	Contracted services	209,000	-
388,859	376,330	427,375	427,375	Total Expenditures	432,520	1%

* Certain personnel costs have also been allocated to department 260 (Weeds).

BUDGET HIGHLIGHTS:

No significant changes for 2013.

RESPONSIBILITIES:

- * To ensure that buildings are constructed and maintained in a manner which protects the health, safety and welfare of the Village residents, and are within the guidelines of the State and Village building codes.
- * Administration and enforcement of building and zoning codes by the issuance of permits, the collection of fees, and the checking of building plans of all structures and buildings within the Village. This includes building, electrical, plumbing, heating, occupancy, and other permits; electrical contractor licenses, and collection of impact fees.
- * Maintenance of building records and plans for individual properties.
- * The Inspections Department issues permits, reviews plans and performs inspections for new buildings, additions, alterations, electrical and heating systems, swimming pools, accessory buildings, signs, and moving or demolishing buildings.
- * Provide staff support to Zoning Board of Appeals, Village Board and various other committees.
- * Enforce the various ordinances which guide the use and development of private property.
- * Provide for the annual state inspection of weight and measuring devices.
- * Provide information and access to records to the public.

790 (PLANNING)

2010 ACTUAL	2011 ACTUAL	2012 BUDGET	2012 ESTIMATE	EXPENDITURES	2013 BUDGET	% CHANGE
262,570	282,093	273,440	273,440	Personnel*	293,945	7%
5,389	7,231	14,800	14,800	Other Operating	14,800	-
267,959	289,324	288,240	288,240	Total Expenditures	308,745	7%

* Certain personnel costs have also been allocated to the utilities.

BUDGET HIGHLIGHTS:

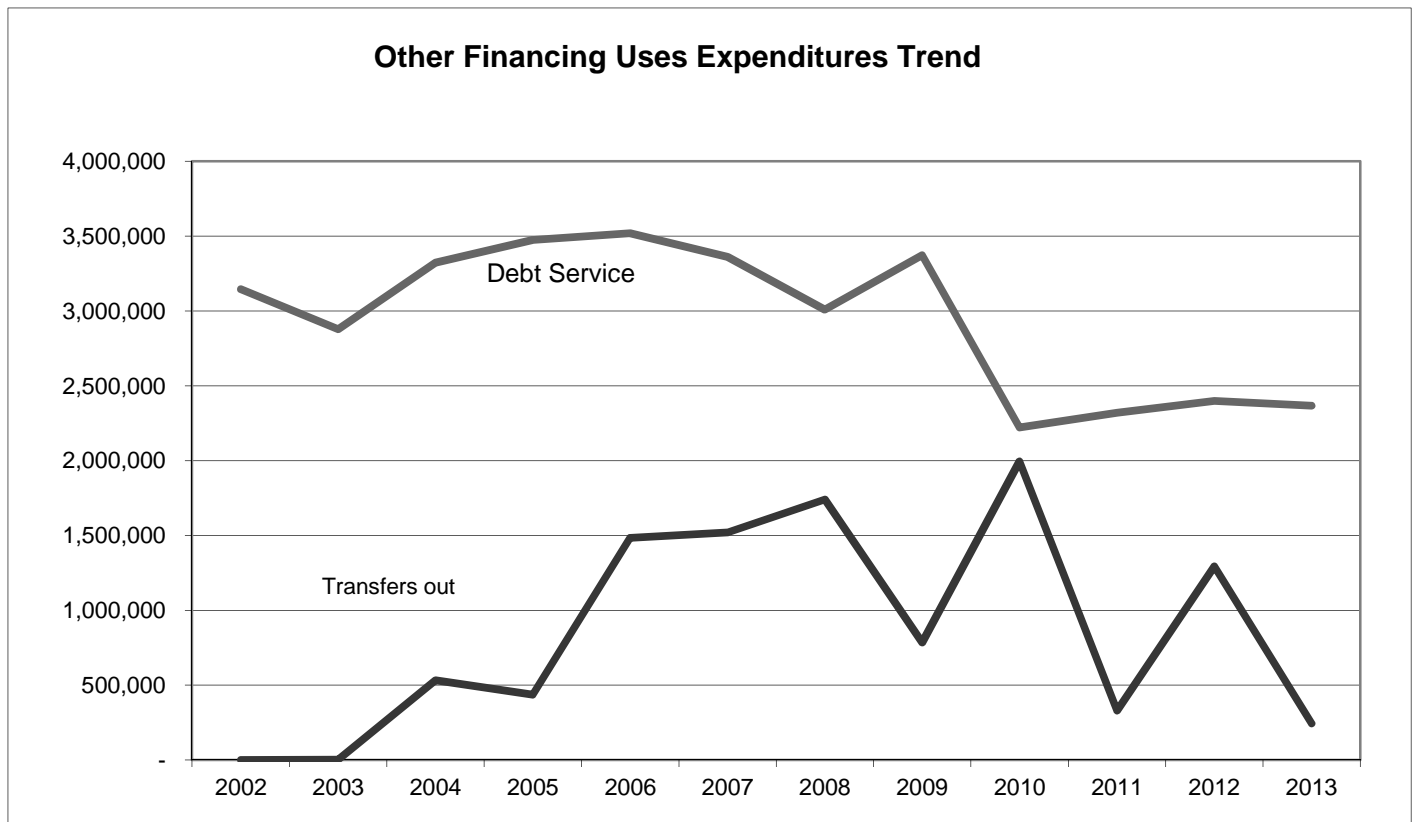
The increase in personnel costs is due to a provision for an expected retirement payout. Any unpaid sick leave or vacation is paid out to an employee upon retirement.

RESPONSIBILITIES:

- * The goal of the Department of Community Development is to administer the Municipal Code in a manner that encourages new development while protecting the interest of the public.
- * The Planning Department is involved in the development and implementation of the comprehensive Village land use plan, special projects, public relations and presentations.
- * Administration and collection of platting fees, which are used for parks and park acquisitions.
- * Administration and creation of tax incremental finance districts.
- * Administration of conditional use permits.
- * Provide staff support to Planning Commission, Architectural Control Board, CDA, Village Board and various other supporting committees.
- * Development of ordinances, preparation of various reports and gathering of information.
- * Provide information and access to records to the public.

[OTHER FINANCING USES SUMMARY]

2010 ACTUAL	2011 ACTUAL	2012 BUDGET	2012 ESTIMATE	EXPENDITURES	2013 BUDGET	% Change
2,220,515	2,316,308	2,397,891	2,397,891	Debt Service	2,366,327	(1%)
1,995,662	361,441	294,875	1,294,875	Transfers to Other Funds	245,000	(17%)
4,216,177	2,677,749	2,692,766	3,692,766	Total Expenditures	2,611,327	(3%)



800 (DEBT SERVICE)

2010 ACTUAL	2011 ACTUAL	2012 BUDGET	2012 ESTIMATE	EXPENDITURES	2013 BUDGET	% Change
2,220,515	2,316,308	2,397,891	2,397,891	Principal and interest	2,366,327	(1%)

BUDGET HIGHLIGHTS:

Information regarding the Village's outstanding debt, and the principal and interest payments thereon, is presented in Chapter 5.

910 (TRANSFERS TO OTHER FUNDS)

2010 ACTUAL	2011 ACTUAL	2012 BUDGET	2012 ESTIMATE	EXPENDITURES	2013 BUDGET	% Change
150,000	216,441	150,000	150,000	Solid Waste Collection Fund	150,000	-
-	-	49,875	49,875	TID #6 Main Street	-	(100%)
95,000	95,000	95,000	1,095,000	Capital Projects Fund	95,000	-
1,750,662	-	-	-	Municipal Facilities/Equip Fund	-	-
-	50,000	-	-	Risk Management	-	-
1,995,662	361,441	294,875	1,294,875	Total Expenditures	245,000	(17%)

BUDGET HIGHLIGHTS:

The budgeted transfer to the Solid Waste Collection Fund in the amount of \$150,000 accounts for that portion of service costs not covered by fees and other revenues.

The transfer to TID #6 is the portion of hotel/motel tax revenue refundable to the developer. 37.5%

The transfer to the Municipal Facilities/Equipment Fund is the repayment for the loan related to the retirement of the unfunded pension liability with the State of Wisconsin.

Repayments by various departments for loans from the Municipal Facilities/Equipment Fund are recorded directly in those departments. The amounts are reclassified as transfers out only at year end for the preparation of the Comprehensive Annual Financial Report. (memo entry only)

Chapter 5

OTHER GOVERNMENTAL FUNDS

<u>Solid Waste Collection Fund</u>	<u>Page 5.1</u>
<u>Library Operations and Maintenance</u>	<u>Page 5.2</u>
<u>Debt Service Fund</u>	<u>Page 5.5</u>
<u>Municipal Facilities & Equipment Fund</u>	<u>Page 5.12</u>

Fund 215 (Solid Waste Collection)

2010 ACTUAL	2011 ACTUAL	2012 BUDGET	2012 ESTIMATE	REVENUES	2013 BUDGET	% CHANGE
1,186,437	1,190,633	1,226,740	1,226,740	Refuse collection fee	1,227,500	-
109,100	70,536	70,000	80,065	Recycling State aids	80,000	14%
53,152	161,973	140,000	85,000	Recycling rebate	85,000	(39%)
2,400	2,750	-	2,500	Sales of recycling carts	2,000	N/A
1,351,089	1,425,892	1,436,740	1,394,305	Total revenues	1,394,500	

2010 ACTUAL	2011 ACTUAL	2012 BUDGET	2012 ESTIMATE	EXPENDITURES	2013 BUDGET	% CHANGE
1,038,459	1,126,052	1,155,700	1,155,700	Garbage collection contract	1,200,000	4%
113,475	113,525	120,400	120,400	State generator fee	121,400	1%
8,573	5,354	6,000	6,000	Taxes - dumping	7,000	17%
484	306	500	500	Audit fee	500	-
1,160,991	1,245,237	1,282,600	1,282,600	Sub-total garbage collection	1,328,900	
395,008	403,805	440,600	440,600	Recycling collection contract	457,500	4%
48	219	500	500	Recycling materials/supplies	500	-
2,158	-	-	-	Recycling rebate charge	-	-
13,296	4,043	10,000	8,600	Spring brush pick-up	10,000	-
5,225	7,113	7,000	7,000	Household hazardous materials	5,000	(29%)
2,057	1,473	3,500	3,500	Municipal hazardous waste	3,500	-
5,301	5,895	7,000	7,000	General administrative expense	7,000	-
2,523	2,491	3,000	3,000	Postage	3,000	-
425,616	425,039	471,600	470,200	Sub-total recycling	486,500	
1,586,607	1,670,276	1,754,200	1,752,800	Total expenditures	1,815,400	
(235,518)	(244,384)	(317,460)	(358,495)	Net income (expense)	(420,900)	
150,000	150,000	150,000	150,000	Transfer from General Fund	150,000	-
94,470	18,660	8,394	8,394	Municipal Facilities interest	2,524	(70%)
-	66,441	159,066	200,101	Operating deficit makeup transfer	268,376	69%
8,952	(9,283)	-	-	Net income (expense)	-	
331	9,283	-	-	Fund balance, beginning	-	
9,283	-	-	-	Fund balance, ending	-	

BUDGET NOTES:

The Solid Waste Collection Fund accounts for garbage collection and recycling activities. In order to obtain the most efficient and cost effective means of obtaining solid waste collection services, the Village negotiates with Waste Management on behalf of Village constituents. A fee is placed on the tax bill annually to cover the majority of the expense. Commercial, industrial and properties with more than four units contract privately and are not assessed the fee. Any shortfall is covered by a transfer from the General Fund.

The fee to be placed on the 2012 tax bill for 2013 purposes for each residential unit up to four units is as follows:

Base fee	\$90.64
State Generator fee	9.48
Unit fee to be placed upon the tax bill	<u><u>\$100.12</u></u>

Funds 220 & 221

LIBRARY OPERATIONS & BUILDING MAINTENANCE (Combined)

SUMMARY:

2010 ACTUAL	2011 ACTUAL	2012 BUDGET	2012 ESTIMATE	REVENUES	2013 BUDGET	% Change
1,776,895	1,812,430	1,742,835	1,742,895	Real estate/personnel prop taxes	1,736,536	-
72,351	71,271	74,874	74,874	Other revenues	74,759	-
1,849,246	1,883,701	1,817,709	1,817,769	Total Revenues	1,811,295	-

2010 ACTUAL	2011 ACTUAL	2012 BUDGET	2012 ESTIMATE	EXPENDITURES	2013 BUDGET	% Change
1,510,437	1,527,572	1,513,799	1,554,799	Operating expenditures	1,496,325	(1%)
267,969	300,605	303,910	303,910	Building maintenance	314,970	4%
-						
1,778,406	1,828,177	1,817,709	1,858,709	Total Expenditures	1,811,295	-

70,840	55,524	-	(40,940)	Revenues less expenditures	-	
884,955	955,795	1,011,319	1,011,319	Fund balance, beginning	970,379	
955,795	1,011,319	1,011,319	970,379	Fund balance, ending	970,379	

BUDGET HIGHLIGHTS:

The Menomonee Falls Library is budgeted as a separated cost center from general Village operations.

Primary funding for the Library comes from property taxes.

Note: Separate budgets for Operations and Maintenance are presented on the following pages.

FUND 220 (LIBRARY OPERATIONS)

2010 ACTUAL	2011 ACTUAL	2012 BUDGET	2012 ESTIMATE	REVENUES	2013 BUDGET	% Change
1,465,345	1,494,650	1,439,535	1,439,595	Property taxes	1,422,116	(1%)
45,429	41,871	42,424	42,424	Public charges for services	43,030	1%
2,678	1,355	1,200	1,200	Interest earnings	1,250	4%
22,953	27,100	29,940	29,940	Cross County Border reimbursements	29,129	(3%)
532	490	700	700	Other miscellaneous revenues	800	14%
1,536,937	1,565,466	1,513,799	1,513,859	Total revenues	1,496,325	(1%)

2010 ACTUAL	2011 ACTUAL	2012 BUDGET	2012 ESTIMATE	EXPENDITURES	2013 BUDGET	% Change
1,121,397	1,148,439	1,133,300	1,174,300	Salaries/benefits	1,114,200	(2%)
204,510	195,019	209,400	209,400	Books and Periodicals	208,900	-
3,126	3,082	6,200	6,200	Training	4,600	(26%)
33,605	30,315	40,664	40,664	Materials and supplies	41,900	3%
13,323	15,152	16,800	16,800	Repairs/maintenance eq.	19,400	15%
7,380	7,844	8,500	8,500	Rentals	9,000	6%
31,455	28,152	28,870	28,870	Property and equipment	31,500	9%
5,905	5,894	6,750	6,750	Utilities	8,000	19%
43,362	43,896	47,450	47,450	Contractual services	41,300	(13%)
14,509	9,000	9,000	9,000	Property insurance	10,625	18%
-	-	-	-	Contingency	-	-
31,865	40,779	6,865	6,865	Transfers to other funds	6,900	1%
1,510,437	1,527,572	1,513,799	1,554,799	Total expenditures	1,496,325	(1%)

26,500	37,894	-	(40,940)	Revenues less expenditures	-
--------	--------	---	----------	-----------------------------------	---

666,178	692,678	730,572	730,572	Fund balance, beginning	689,632
692,678	730,572	730,572	689,632	Fund balance, ending	689,632

RESPONSIBILITIES:

To provide access to a collection of 147,000 items including books, magazines and other printed word materials (including large print books), and other non-printed materials such as books on cassette and CD, CDs, DVDs, and CD-ROMS.

To provide a system to circulate the above materials both efficiently and economically to the public, including the homebound.

To provide programs for children and adults to enhance the informational, educational, and cultural needs of the public.

To provide up-to-date reference and information service in person and by telephone.

To provide access to the Waukesha County Federated Library System (WCFLS) which offers access to rapid interlibrary loan and van delivery services, grants and other services.

Budgetary Responsibilities Note:

The Library Budget is controlled and monitored by the Library Board. The Library Board is the policy making body of the library. The Library Director is the Administrator of these policies, and of the library and its staff.

FUND 221 (LIBRARY BUILDING MAINTENANCE)

2010 ACTUAL	2011 ACTUAL	2012 BUDGET	2012 ESTIMATE	REVENUES	2013 BUDGET	% Change
311,550	317,780	303,300	303,300	Property taxes	314,420	4%
759	455	610	610	Interest earnings	550	(10%)
312,309	318,235	303,910	303,910	Total revenues	314,970	4%

2010 ACTUAL	2011 ACTUAL	2012 BUDGET	2012 ESTIMATE	EXPENDITURES	2013 BUDGET	% Change
116,902	118,746	124,360	124,360	Salaries/benefits	87,420	(30%)
4,017	4,578	6,250	6,250	Materials and supplies	6,250	-
14,799	15,271	15,000	15,000	Repairs/maintenance equipment	15,000	-
-	-	500	500	Property and equipment	-	(100%)
124,488	129,129	135,000	135,000	Utilities	135,000	-
7,763	11,121	22,800	22,800	Contractual services	70,800	211%
-	-	-	-	Lease/Rent expense	500	N/A
-	21,760	-	-	Transfer to Risk Management	-	-
267,969	300,605	303,910	303,910	Total expenditures	314,970	4%

44,340	17,630	-	-	Revenues less expenditures	-	-
--------	--------	---	---	-----------------------------------	---	---

218,777	263,117	280,747	280,747	Fund balance, beginning	280,747	
263,117	280,747	280,747	280,747	Fund balance, ending	280,747	

RESPONSIBILITIES:

Maintain, repair, and keep in proper working order the following:

- Heating, ventilating and air conditioning systems.
- Plumbing, pipes and fixtures.
- Interior and exterior walls, roof, floors, woodwork, cabinets, windows, doors & gutters.
- Provide cleaning, sanitizing, recycling and trash removal daily.
- Print stationary, forms, documents and other information materials.

BUDGET HIGHLIGHTS:

The increase in contractual services is necessary to make up for the reduction in personnel costs.

TRANSFER TO RISK MANAGEMENT:

The Risk Management Fund accounts for liability insurances for the Village. The Village obtains favorable rates because it is a member of the Cities and Villages Mutual Insurance Company (CVMIC). The Risk Management Fund relies on transfers from other funds in order to maintain a healthy self-insurance reserve. (See Chapter 6 for more information on the Risk Management Fund.)

FUND 500 (DEBT SERVICE FUND)

This fund provides for the annual payment of principal, interest and bond expenses for the Village's general long-term debt.

The Village of Menomonee Falls borrows funds for various purposes, and for various durations. The factors considered in structuring debt are project cost, useful life and funding source. Emphasis is put on stabilizing the tax rate or the user charge over the life of the bond.

Bond issue types:

General obligation bonds and notes	Commonly referred to as "full-faith and credit" bonds because they are based on the full-faith and credit pledge of a governmental unit to pay the debt. Under normal circumstances, the Village uses ten year maturities for general obligation bonds and notes.
Bond anticipation notes (BANS)	Temporary construction bond issues used most often in the case of Tax Incremental District construction. At the end of construction, when final costs are known, BANS are refinanced to long term bonds structured to coincide with the life of the TID district.
Utility revenue bonds	Long term bonds issued for the construction of utility assets, such as water mains, pump stations, and wells. Debt service on these bonds is structured over a longer period to coincide with growth in utility customer base.

FUND 500 (DEBT SERVICE FUND)

(CONTINUED)

2010 ACTUAL	2011 ACTUAL	2012 BUDGET	2012 ESTIMATE	REVENUES	2013 BUDGET	% Change
-	-	-	-	Accrued interest on bonds	-	-
4,080,000	-	1,850,000	16,200,000	Proceeds from refunding notes	6,780,000	266%
Transfers in from:						
2,220,515	2,316,308	2,397,891	2,397,891	General Fund	2,336,230	(3%)
2,087,865	2,090,153	2,139,576	2,139,576	Municipal Facilities/Equipment	2,029,951	(5%)
601,451	608,400	548,493	548,493	Special Assessment Fund	446,360	(19%)
40,150	-	-	-	Capital Projects Fund	-	-
3,054,451	573,000	587,544	587,544	TID #2 Village Centre	601,156	2%
1,795,481	621,201	-	-	TID #4 Heritage Reserve	-	-
997,173	1,171,263	1,709,691	1,210,469	TID #5 Westbrook Corp Park	1,080,155	(37%)
57,450	931,391	786,499	786,499	TID #6 Main Street	2,933,225	273%
246,433	-	459,830	-	TID #7 First Park	-	(100%)
600	1,119,875	1,817,544	1,817,544	TID #8 Richfield Way	1,852,074	2%
-	-	-	-	TID #9	4,996	N/A
-	450	78,628	78,628	TID #10	4,206,500	5,250%
-	60	10,504	10,504	TID #11	536,500	5,008%
15,181,569	9,432,101	12,386,200	25,777,148	Total Revenues	22,807,147	84%

2010 ACTUAL	2011 ACTUAL	2012 BUDGET	2012 ESTIMATE	EXPENDITURES	2013 BUDGET	% Change
9,240	8,519	16,500	16,658	Bond Payment Expenses	12,000	(27%)
42,650	2,500	-	-	Arbitrage calculations/expense	-	-
692,884	205,922	-	393,613	Bond Issuance Expenses	-	-
(849,817)	(236,519)	-	(1,514,920)	Bond Premium	-	-
12,688,416	6,258,416	8,923,468	23,522,687	Bond Principal payments	20,230,416	127%
2,413,763	3,344,501	3,446,232	3,012,731	Bond Interest payments	2,911,110	(16%)
14,997,136	9,583,339	12,386,200	25,430,769	Total Expenditures	23,153,526	87%

184,433	(151,238)	-	346,379	Net increase (decrease)	(346,379)
2,779	187,212	35,974	35,974	Fund Balance, beginning	382,353
187,212	35,974	35,974	382,353	Fund Balance, end of year	35,974

BUDGET HIGHLIGHTS:

The Debt Service Fund is the primary record of principal and interest payments made on behalf of all funds except for Utility debt. Because the utilities are proprietary funds, they carry their own debt.

Principal and interest schedules to maturity are shown on Pages 5.6 through 5.8.

During 2012, the Village issued the following debt:

- \$ 4,610,000 To fund the 2012 Capital Budget
- 6,400,000 Current refunding of 2002B bonds
- 7,950,000 Advance refunding of 2003B bonds
- 1,850,000 Long-term financing of TID #5 balloon payment due on \$1,850,000 bonds
- 10,025,000 Kohl's development in TID #10

FUND 500 (DEBT SERVICE FUND)

(CONTINUED)

Debt Limit Calculations

Under Wisconsin State Statute, the Village's general obligation debt may not exceed 5% of the equalized value of the taxable property located in the Village. The Village Board has traditionally followed a conservative guideline of not exceeding 60% of the legal debt limit.

It is estimated that the Village will average \$2-\$3 million in borrowing for capital projects each year. This estimate does not include the special needs of TID districts or borrowings for municipal facilities.

Debt Limit Calculation:

	ACTUAL 01/01/11	ACTUAL 01/01/12
Statutory debt limit calculation:		
Full Equalized Value	4,441,598,500	4,315,491,900
Statutory limit %	5.00%	5.00%
Calculated debt limit	\$222,079,925	\$215,774,595
Total general obligation debt	86,455,000	93,360,000
Remaining allowable debt under State Statute limitation	135,624,925	122,414,595
Conservative amount - 60% of allowable limit	133,247,955	129,464,757
Remaining allowable debt capacity using conservative limit	46,792,955	36,104,757

<u>Principal Outstanding by Paying Source:</u>		ACTUAL 12/31/11	ACTUAL 12/31/12	\$ Change
General Obligation	Tax levy	19,246,870	19,236,576	(10,294)
General Obligation	Special assessments	1,775,750	1,361,884	(413,866)
General Obligation	Tipping fees	17,084,750	15,125,000	(1,959,750)
General Obligation	Tax Incremental Districts	45,850,000	54,285,000	8,435,000
General Obligation	Utility user charges	2,497,630	3,351,540	853,910
Total General Obligation debt		\$ 86,455,000	\$ 93,360,000	\$ 6,905,000
TID Anticipation Notes	New debt issuance	1,280,000	1,280,000	0
Water Utility Bonds	Utility user charges	4,085,000	2,735,000	(1,350,000)
Clean Water Fund Loans	Utility user charges	2,242,935	2,000,612	(242,323)
Total Utility Debt Outstanding		\$ 7,607,935	\$ 6,015,612	\$ (1,592,323)
		\$ 94,062,935	\$ 99,375,612	\$ 5,312,677

OUTSTANDING DEBT SUMMARY

Projected 12/31/12	Average Coupon Rate	Issue Amount	Final Maturity	First Callable	Issue Title	Purpose
<u>General Obligation Debt</u>						
725,000	4.41%	12,000,000	2022	5/1/2013	2003 G.O. Bonds	To finance municipal facilities construction
525,000	3.56%	3,770,000	2013	6/1/2011	2003 G.O. Notes	To finance 2003 Capital Budget
5,425,000	4.92%	7,225,000	2018	5/1/2015	2004 Refunding Bonds	To refinance TID #5 BANS
425,000	3.60%	3,360,000	2014	09/01/12	2004 G.O. Notes	To refinance 1997 notes and fund 2004 Cap. Budget
1,600,000	3.89%	3,780,000	2015	06/01/13	2005 G.O. Notes	To finance 2005 Capital Budget
1,275,000	4.21%	2,660,000	2016	06/01/15	2006 G.O. Notes	To finance 2006 Capital Budget
1,225,000	4.32%	1,750,000	2017	06/01/15	2007 G.O. Notes	To finance 2007 Capital Budget
2,775,000	4.10%	3,800,000	2018	06/01/16	2008 G.O. Notes	To finance 2008 Capital Budget
2,800,000	3.52%	3,320,000	2019	05/01/17	2009 G.O. Notes	To finance 2009 Capital Budget
1,150,000	2.15%	2,800,000	2014	No Call	2010 G.O. Notes	To refinance TID #2 Debt
3,550,000	3.04%	3,955,000	2020	06/01/18	2010 G.O. Notes	To finance 2010 Capital Budget
17,650,000	4.25%	17,650,000	2014	No Call	2010 G.O. Notes	To finance TID #6 Hotel construction
9,975,000	3.05%	11,800,000	2019	No Call	2010 G.O. Notes	To finance TID #8 - remediation/construction
6,525,000	3.63%	6,830,000	2021	06/01/19	2011 G.O. Notes	To finance 2011 Capital Budget
5,500,000	2.00%	5,500,000	2013	No Call	2011 G.O. Notes	To finance TIDs 6, 10, and 11 expenditures
1,400,000	2.03%	1,800,000	2019	No Call	2011 G.O. Notes	To finance TID 8 expenditures
4,610,000	2.80%	4,610,000	2022	06/01/20	GO Promissory Notes	2012 capital budget
6,400,000	3.42%	6,400,000	2021	No Call	GO Refunding Bonds (2012A)	Current refunding of 2002B bonds
7,950,000	3.34%	7,950,000	2022	No Call	GO Refunding Bonds (2012B)	Advance refunding of 2003B bonds
1,850,000	2.43%	1,850,000	2019	09/01/18	GO Refunding Notes	Long-term financing of TID #5 balloon
10,025,000	3.00%	1,025,000	2015	09/01/14	GO Promissory Notes	TID #10 (Kohl's development)
93,360,000						
<u>Anticipation Notes</u>						
1,280,000	1.50%	1,280,000	2013	No Call	2010 G.O. Notes	To refinance TID #6 BANS
<u>Utility Revenue Bonds</u>						
91,886	3.19%	1,702,970	2013	No Call	1995 Clean Water Fund Loan	For sewerage treatment plant capacity in Sussex
248,761	3.21%	886,867	2016	No Call	1996 Clean Water Fund Loan	For sewerage treatment plant capacity in Brookfield
650,000	5.57%	1,425,000	2018	12/01/10	2000 Water Revenue Bonds	Finance 2000 Utility Capital Budget
106,592	2.97%	217,231	2020	No Call	2001 Sewer Clean Water Fund	Finance Northwest Interceptor - Brookfield
2,085,000	4.08%	5,280,000	2016	12/01/15	2005 Water Revenue Bonds	Refinance 1996 bonds
1,553,373	2.55%	1,877,778	2027	No Call	1995 Clean Water Fund Loan	For sewerage treatment plant capacity in Sussex
4,735,612						
<u>\$ 99,375,612</u>						

**VILLAGE OF MENOMONEE FALLS
DEBT - PRINCIPAL ONLY - ALL FUNDS**

Year	General Fund	Special Assessments Fund	Municipal Facilities & Equipmt	TID #2	TID #5	TID #6	TID #8	TID #9	TID #10	TID #11	Water Utility	Sewer Utility	Storm Water Utility	Total
2013	1,843,300	402,116	1,525,000	575,000	800,000	2,155,000	1,525,000	-	4,100,000	525,000	1,005,000	320,584	388,494	15,164,494
2014	1,901,800	254,616	1,450,000	575,000	850,000	17,650,000	1,525,000	-	-	-	1,035,000	233,154	357,494	25,832,064
2015	1,950,800	180,616	1,475,000	-	1,025,000	-	1,575,000	-	10,025,000	-	1,055,000	237,737	387,494	17,911,647
2016	1,954,800	151,616	1,500,000	-	1,100,000	-	1,600,000	-	-	-	745,000	242,451	422,494	7,716,361
2017	1,906,300	126,610	1,525,000	-	1,375,000	-	1,650,000	-	-	-	405,000	180,047	416,000	7,583,957
2018	1,832,300	110,610	1,600,000	-	1,525,000	-	1,730,000	50,000	-	-	410,000	182,880	446,000	7,886,790
2019	1,517,300	56,700	1,625,000	-	1,100,000	-	1,830,000	50,000	-	-	295,000	139,696	501,000	7,114,696
2020	1,346,000	44,000	1,650,000	-	100,000	-	30,000	50,000	-	-	305,000	137,677	280,000	3,942,677
2021	1,135,000	25,000	1,775,000	-	150,000	-	35,000	50,000	-	-	220,000	120,571	220,000	3,730,571
2022	350,000	10,000	1,000,000	-	150,000	-	35,000	50,000	-	-	125,000	108,260	80,000	1,908,260
2023	-	-	-	-	-	-	-	-	-	-	-	111,018	-	111,018
2024	-	-	-	-	-	-	-	-	-	-	-	113,845	-	113,845
2025	-	-	-	-	-	-	-	-	-	-	-	116,745	-	116,745
2026	-	-	-	-	-	-	-	-	-	-	-	119,719	-	119,719
2027	-	-	-	-	-	-	-	-	-	-	-	122,768	-	122,768
Total	15,737,600	1,361,884	15,125,000	1,150,000	8,175,000	19,805,000	11,535,000	250,000	14,125,000	525,000	5,600,000	2,487,152	3,498,976	99,375,612
Primary Revenue Source	General Property Taxes	Special Assessments	Landfill Tipping Fees	TID #2 Incremental Property Taxes	TID #5 Incremental Property Taxes	TID #6 Incremental Property Taxes	TID #4 & 8 Incremental Property Taxes	TID #9 Incremental Property Taxes	TID #10 Incremental Property Taxes	TID #11 Incremental Property Taxes	Water Utility User Charges	Sewer Utility User Charges	General Property Taxes	

**VILLAGE OF MENOMONEE FALLS
DEBT - INTEREST ONLY - ALL FUNDS**

Year	General Fund	Special Assessments Fund	Municipal Facilities & Equipmt	TID #2	TID #5	TID #6	TID #8	TID #9	TID #10	TID #11	Water Utility	Sewer Utility	Storm Water Utility	Total
2013	521,027	44,822	502,950	25,156	329,922	777,225	329,681	9,632	360,194	10,500	212,222	65,331	104,445	3,293,107
2014	439,979	32,031	395,000	12,938	285,281	750,125	297,363	6,813	300,750	-	162,515	57,002	87,341	2,827,138
2015	368,440	22,311	363,750	-	241,984	-	265,331	6,813	300,750	-	123,084	49,981	77,475	1,819,919
2016	297,606	15,874	334,000	-	191,859	-	225,706	6,813	-	-	83,121	42,654	65,635	1,263,268
2017	228,981	10,541	303,750	-	138,281	-	181,456	6,813	-	-	53,919	36,259	53,300	1,013,300
2018	167,069	6,268	265,250	-	77,234	-	128,744	6,250	-	-	39,513	30,930	40,910	762,168
2019	113,816	3,405	209,500	-	39,563	-	71,131	5,125	-	-	24,454	26,361	26,307	519,662
2020	68,557	1,807	144,000	-	10,688	-	2,594	3,813	-	-	15,558	22,653	13,874	283,544
2021	28,944	706	75,500	-	6,938	-	1,619	2,313	-	-	7,325	19,222	5,975	148,542
2022	5,469	156	20,000	-	2,344	-	547	781	-	-	1,953	16,256	1,250	48,756
2023	-	-	-	-	-	-	-	-	-	-	-	13,463	-	13,463
2024	-	-	-	-	-	-	-	-	-	-	-	10,599	-	10,599
2025	-	-	-	-	-	-	-	-	-	-	-	7,663	-	7,663
2026	-	-	-	-	-	-	-	-	-	-	-	4,652	-	4,652
2027	-	-	-	-	-	-	-	-	-	-	-	1,563	-	1,563
Total	2,239,888	137,921	2,613,700	38,094	1,324,094	1,527,350	1,504,172	55,166	961,694	10,500	723,664	404,589	476,512	12,017,344
Primary Revenue Source	General Property Taxes	Special Assessments	Landfill Tipping Fees	TID #2 Incremental Property Taxes	TID #5 Incremental Property Taxes	TID #6 Incremental Property Taxes	TID #4 & 8 Incremental Property Taxes	TID #9 Incremental Property Taxes	TID #4 & 8 Incremental Property Taxes	TID #4 & 8 Incremental Property Taxes	Water Utility User Charges	Sewer Utility User Charges	General Property Taxes	

**VILLAGE OF MENOMONEE FALLS
DEBT - PRINCIPAL AND INTEREST - ALL FUNDS**

Year	General Fund	Special Assessments Fund	Municipal Facilities Fund	TID #2	TID #5	TID #6	TID #8	TID #9	TID #10	TID #11	Water Utility	Sewer Utility	Storm Water Utility	Total
2013	2,364,327	446,938	2,027,950	600,156	1,129,922	2,932,225	1,854,681	9,632	4,460,194	535,500	1,217,222	385,915	492,939	18,457,601
2014	2,341,779	286,647	1,845,000	587,938	1,135,281	18,400,125	1,822,363	6,813	300,750	-	1,197,515	290,156	444,835	28,659,202
2015	2,319,240	202,927	1,838,750	-	1,266,984	-	1,840,331	6,813	10,325,750	-	1,178,084	287,718	464,969	19,731,566
2016	2,252,406	167,490	1,834,000	-	1,291,859	-	1,825,706	6,813	-	-	828,121	285,105	488,129	8,979,629
2017	2,135,281	137,151	1,828,750	-	1,513,281	-	1,831,456	6,813	-	-	458,919	216,306	469,300	8,597,257
2018	1,999,369	116,878	1,865,250	-	1,602,234	-	1,858,744	56,250	-	-	449,513	213,810	486,910	8,648,958
2019	1,631,116	60,105	1,834,500	-	1,139,563	-	1,901,131	55,125	-	-	319,454	166,057	527,307	7,634,358
2020	1,414,557	45,807	1,794,000	-	110,688	-	32,594	53,813	-	-	320,558	160,330	293,874	4,226,221
2021	1,163,944	25,706	1,850,500	-	156,938	-	36,619	52,313	-	-	227,325	139,793	225,975	3,879,113
2022	355,469	10,156	1,020,000	-	152,344	-	35,547	50,781	-	-	126,953	124,516	81,250	1,957,016
2023	-	-	-	-	-	-	-	-	-	-	-	124,481	-	124,481
2024	-	-	-	-	-	-	-	-	-	-	-	124,444	-	124,444
2025	-	-	-	-	-	-	-	-	-	-	-	124,408	-	124,408
2026	-	-	-	-	-	-	-	-	-	-	-	124,371	-	124,371
2027	-	-	-	-	-	-	-	-	-	-	-	124,331	-	124,331
Total	17,977,488	1,499,805	17,738,700	1,188,094	9,499,094	21,332,350	13,039,172	305,166	15,086,694	535,500	6,323,664	2,891,741	3,975,488	111,392,956
Primary Revenue Source	General Property Taxes	Special Assessments	Landfill Tipping Fees	TID #2 Incremental Property Taxes	TID #5 Incremental Property Taxes	TID #6 Incremental Property Taxes	TID #4 & 8 Incremental Property Taxes	TID #9 Incremental Property Taxes	TID #4 & 8 Incremental Property Taxes	TID #4 & 8 Incremental Property Taxes	Water Utility User Charges	Sewer Utility User Charges	General Property Taxes	

FUND 605 (MUNICIPAL FACILITIES & EQUIPMENT FUND)

BUDGETS RESTATED FOR 2010 AND 2011

2010 ACTUAL	2011 ACTUAL	2012 BUDGET	2012 ESTIMATE	REVENUES	2013 BUDGET	% Change
2,492,401	3,088,012	2,800,000	2,800,000	Landfill tipping fees	2,600,000	(7%)
42,150	207,900	133,488	133,488	Intergovernmental aids	-	(100%)
8,394	2,524	1,000	1,000	Interest earnings	12,625	1,163%
1,950	18,807	32,000	32,000	Miscellaneous	12,813	(60%)
2,544,895	3,317,243	2,966,488	2,966,488	Total Income	2,625,438	(11%)

EXPENDITURES:

198,953	428,178	-	-	Cap Outlay - General government	280,000	N/A
419,088	784,893	210,320	210,320	Cap Outlay - Public Safety	-	(100%)
943,039	473,769	18,000	18,000	Cap Outlay - Public Works	375,000	1,983%
771,915	(15,140)	-	-	Cap Outlay - Culture & Recreation	-	-
101,972	-	-	-	Cap Outlay - Development	-	-
-	139	-	-	Contracted services	1,000	N/A
2,434,967	1,671,839	228,320	228,320	Total Expenditures	656,000	187%
109,928	1,645,404	2,738,168	2,738,168	Net increase (decrease)	1,969,438	
				TRANSFERS IN (OUT):		
1,750,662	-	-	-	General Fd operations transfer	-	-
217,095	274,281	287,947	287,947	Gen Fd equipment loan repayments	323,624	12%
	(107,300)			To Park Projects in Cap Proj	-	-
(94,470)	(18,660)	(8,394)	(8,394)	To Solid Waste Collection Fund	(2,524)	(70%)
(2,087,865)	(2,090,153)	(2,139,576)	(2,139,576)	Transfer to Debt Service Fund	(2,029,951)	(5%)
(104,650)	(296,428)	878,145	878,145	Net increase (decrease)	260,587	
6,513,016	6,408,366	6,111,938	6,111,938	Fund Balance, beginning of year	6,990,083	
6,408,366	6,111,938	6,990,083	6,990,083	Fund Balance, end of year	7,250,670	

BUDGET DETAIL:

The Revolving Capital Loan Fund and the Municipal Facilities Fund were merged 12-31-10.

The 2013 Budget provides for the purchase of the following:

Public Works	Asphalt Roller	\$ 55,000
Public Works	5-Yard Dump Truck w/ Plow	160,000
Public Works	5-Yard Dump Truck w/ Plow	160,000
	Total major equipment	<u>\$ 375,000</u>

ENTERPRISE FUND BUDGETS

<u>RISK MANAGEMENT</u>	<u>Page 6.1</u>
<u>WATER UTILITY</u>	<u>Page 6.2</u>
<u>SEWER UTILITY</u>	<u>Page 6.3</u>
<u>STORM WATER UTILITY</u>	<u>Page 6.5</u>

FUND 700 (RISK MANAGEMENT FUND)

2010 ACTUAL	2011 ACTUAL	2012 BUDGET	2012 ESTIMATE		2013 BUDGET	% Change
				REVENUES:		
1,857	1,144	1,000	1,000	Investment earnings	1,000	-
34,403	32,656	25,000	25,000	Dividend on CVMIC investment	30,000	20%
4,061	5,000	5,000	5,000	Refunds	5,000	-
-	50,000	-	-	Transfer from General Fund	-	-
	21,760	-	-	Transfer from the Library Bld Maint.	-	-
40,321	110,560	31,000	31,000	Total operating revenues	36,000	16%
EXPENSES:						
57,334	55,723	74,632	74,632	Insurance premiums	55,000	(26%)
72,654	32,548	42,000	42,000	Claims and deductibles paid	30,000	(29%)
8,510	593	8,600	8,600	Contracted services	-	(100%)
138,498	88,864	125,232	125,232	Total operating expenses	85,000	(32%)
(98,177)	21,696	(94,232)	(94,232)	NET INCOME (LOSS)	(49,000)	(48%)
924,122	825,945	847,641	847,641	Net assets, beginning of year	753,409	
825,945	847,641	753,409	753,409	Net assets, end of year	704,409	

General Information:

In 1991, the Village substantially reduced liability insurance costs by joining the Cities & Villages Mutual Insurance Company (CVMIC), which was created in 1987 to provide insurance for its members.

The Risk Management Fund includes annual premiums for all liability insurances, a self-insured retention from which lower end claims are paid, and service fees for third party claims administration and consultation.

Consulting services include actuarial calculations for GASB 45. The calculations are required every two years.

The primary revenue for this fund includes transfers from other funds.

Property and bonding insurances are budgeted in the General Fund, Department 160.

FUND 720 (WATER UTILITY)

2010 ACTUAL	2011 ACTUAL	2012 BUDGET	2012 ESTIMATE		2013 BUDGET	% Change
OPERATING REVENUES:						
4,298,845	4,740,909	4,245,300	5,075,300	Charges to customers for services	4,823,250	14%
1,684,428	1,663,828	1,658,233	1,658,233	Hydrant Rental charged to Village	1,658,233	-
161,174	173,492	186,240	186,240	Tower leases	191,000	3%
6,144,447	6,578,229	6,089,773	6,919,773	Subtotal operating revenues	6,672,483	10%
OPERATING EXPENSES:						
1,296,485	1,473,373	1,470,000	1,470,000	Source of Supply	1,565,000	6%
528,160	606,091	548,400	548,400	Pumping	476,200	(13%)
68,751	67,345	86,900	86,900	Water Treatment	84,900	(2%)
307,929	324,049	453,250	453,250	Transmission & Distribution	385,500	(15%)
87,013	93,922	79,200	79,200	Billing & collections	90,000	14%
1,098,053	1,064,049	1,015,250	1,015,250	Administration & General	946,720	(7%)
1,472,028	1,473,925	1,531,000	1,531,000	Depreciation	1,475,000	(4%)
1,200,836	1,203,973	1,205,000	1,205,000	Payment in-lieu of taxes	1,240,000	3%
6,059,255	6,306,727	6,389,000	6,389,000	Subtotal operating expenses	6,263,320	(2%)
85,192	271,502	(299,227)	530,773	NET OPERATING INCOME	409,163	(237%)
NON-OPERATING ITEMS:						
16,310	11,148	16,500	16,500	Interest earnings	7,000	(58%)
165,950	152,233	170,000	170,000	Impact Fees	150,000	(12%)
15,369	41,864	13,250	13,250	Miscellaneous revenue	10,300	(22%)
(325,774)	(287,662)	(250,202)	(250,202)	Interest expense on long-term debt	(225,000)	(10%)
(88,229)	(82,958)	(77,282)	(77,282)	Other fiscal charges	(38,382)	(50%)
(216,374)	(165,375)	(127,734)	(127,734)	Net non-operating items	(96,082)	(25%)
664,843	390,769	200,000	200,000	Capital contributions	-	(100%)
533,661	496,896	(226,961)	603,039	NET INCOME	313,081	(238%)
54,230,649	54,764,310	55,261,206	55,261,206	Net Assets, beginning of year	55,864,245	1%
54,764,310	55,261,206	55,034,245	55,864,245	Net Assets, end of year	56,177,326	2%

BUDGETED FIXED ASSET PURCHASES

Pumping structures/improvements	\$ 176,000
Meters	158,000
Transponders	149,500
Hydrants	7,000

MISSION:

To provide a sufficient supply of quality well water with adequate water pressure to all customers under varying seasonal demands.
To provide adequate water reserve capacity for fire fighting needs.

COMPLIANCE WITH PSC RULES

The Village Water Utility is reviewed annually by the Public Service Commission and meets their compliance standards.

INFRASTRUCTURE:

- 218 miles of water mains.
- 2,777 hydrants.
- 7 wells ranging from 58 feet to 1,750 feet in depth.
- 5 reservoirs with capacities ranging from 720,000 to 1,300,000 gallons.
- 3 elevated tanks with capacities ranging from 250,000 to 1,000,000 gallons.
- 1 standpipe with a capacity of 1,000,000 gallons.

FUND 730 (SEWER UTILITY)

2010 ACTUAL	2011 ACTUAL	2012 BUDGET	2012 ESTIMATE		2013 BUDGET	% Change
OPERATING REVENUES:						
8,652,539	8,294,675	7,913,800	7,913,800	Charges to customers for services	8,338,000	5%
OPERATING EXPENSES:						
1,610,226	1,595,564	1,628,977	1,628,977	VMF-Operations & Maintenance	1,583,482	(3%)
1,842,260	1,865,714	1,820,000	1,820,000	Sewage Treatment - User Charge	1,895,576	4%
4,263,981	4,548,149	5,056,641	5,056,641	Sewage Treatment - Capital Charge	5,020,738	(1%)
1,351,740	1,327,122	1,491,000	1,491,000	Depreciation	1,450,000	(3%)
9,068,207	9,336,549	9,996,618	9,996,618	Subtotal operating expenses	9,949,796	-
(415,668)	(1,041,874)	(2,082,818)	(2,082,818)	NET OPERATING INCOME (LOSS)	(1,611,796)	(23%)
NON-OPERATING ITEMS:						
300,000	300,000	300,000	300,000	Interceptor Sewer tax	300,000	-
21,577	13,941	21,800	21,800	Interest earnings	8,200	(62%)
153,757	89,336	160,000	160,000	Impact fees	150,000	(6%)
6,632	19,200	23,800	23,800	Other revenues	19,200	(19%)
(139,395)	(126,534)	(77,398)	(77,398)	Interest on long-term debt	(74,330)	(4%)
(3,513)	(18,081)	(3,941)	(3,941)	Other fiscal charges	(2,000)	(49%)
(2,400)	(19,200)	-	-	Other expense	(19,200)	N/A
336,658	258,662	424,261	424,261	Subtotal non operating items	381,870	(10%)
827,603	365,114	182,000	182,000	Capital contributions	-	(100%)
748,593	(418,098)	(1,476,557)	(1,476,557)	NET INCOME	(1,229,926)	(17%)
66,431,106	67,179,699	66,761,601	66,761,601	NET ASSETS, BEGINNING OF YEAR	65,285,044	(2%)
67,179,699	66,761,601	65,285,044	65,285,044	NET ASSETS, END OF YEAR	64,055,118	(2%)

BUDGETED FIXED ASSET PURCHASES

Sanitary sewer relining project - annual rehabilitation

\$ 125,000

MISSION:

- * To provide for effective and efficient collection and conveyance of wastewater from residential, commercial and industrial customers served by the Utility to area treatment plants located in the Milwaukee Metropolitan Sewerage District, Village of Sussex, and the City of Brookfield. Both the Village of Sussex and the City of Brookfield are Fox River Water Pollution Control Centers.
- * Continuing infiltration and inflow (I/I) reduction efforts such as re-lining older sewers and manhole rehabilitation.

INFRASTRUCTURE:

213 miles of mains
10 lift stations

FUND 730 (SEWER UTILITY)

(continued)

SEWAGE TREATMENT FACILITY -- CAPITAL CHARGES:

Currently, Village wastewater is treated by three different facilities as follows:

1. Milwaukee Metropolitan Sewage District (MMSD) services the eastern portion of the Village which is in the Menomonee River Watershed.
2. Brookfield Fox River Water Pollution Control Center plant services some southern areas of the Village which lie in the Fox River Watershed.
3. Sussex Fox River Water Pollution Control Center plant services some southern and western areas of the Village which lie in the Fox River Watershed.

Capital charges are passed on to the Village from treatment facilities outside the Village boundaries for construction and maintenance of facilities and additions to increase the capacity (size) of their facility.

Village of Menomonee Falls also purchases flow capacity for the interceptor sewers owned by the Villages of Sussex and Lannon, in addition to the City of Brookfield.

SEWAGE TREATMENT -- USER CHARGES:

User Charges passed on to the Village from treatment facilities outside the Village boundaries for processing and treating the sewage sent to each facility mentioned above.

FUND 740 (STORM WATER UTILITY)

2010 ACTUAL	2011 ACTUAL	2012 BUDGET	2012 ESTIMATE		2013 BUDGET	% Change
				OPERATING REVENUES		
912,990	931,250	931,250	931,250	RE/Personal property taxes	931,250	-
33,596	32,237	30,100	30,100	Licenses and permits	32,000	6%
946,586	963,487	961,350	961,350	Total operating revenues	963,250	-

OPERATING EXPENSES:

279,213	285,179	236,850	236,850	Salaries/Benefits	264,315	12%
364,173	397,621	265,500	265,500	Wage/Benefit Transfers - DPW	233,700	(12%)
69,863	89,070	106,365	106,365	Other operating expenses	98,260	(8%)
513,060	518,630	555,000	555,000	Depreciation	520,000	(6%)
1,226,309	1,290,500	1,163,715	1,163,715	Total operating expenses	1,116,275	(4%)
(279,723)	(327,013)	(202,365)	(202,365)	NET OPERATING LOSS	(153,025)	(24%)

NON-OPERATING ITEMS:

3,653	2,573	2,000	2,000	Interest earnings	2,650	33%
23,628	19,611	13,500	13,500	Miscellaneous revenues	3,030	(78%)
(166)	(320)	(300)	(300)	Bond expenses	(300)	-
(88,013)	(95,446)	(116,400)	(116,400)	Interest expense	(155,652)	34%
(60,898)	(73,582)	(101,200)	(101,200)	Net non-operating items	(150,272)	48%

-	215,867	151,500	151,500	Capital contributions	-	(100%)
---	---------	---------	---------	-----------------------	---	--------

(340,621)	(184,728)	(152,065)	(152,065)	NET INCOME (LOSS)	(303,297)	99%
-----------	-----------	-----------	-----------	--------------------------	------------------	-----

22,394,820	22,054,199	21,869,471	21,869,471	Net assets, beginning of year	21,717,406
22,054,199	21,869,471	21,717,406	21,717,406	Net assets, end of year	21,414,109

ITEMS OF NOTE:

The Storm Water Management Utility only has one employee assigned to it at this time. Salaries are allocated from the General Fund for various administrative functions, such as finance, tax collection, engineering, communications services, clerk services and general administration.

30% of the Water Utility Superintendent is charged here for operational oversight.

Charges for operational activities by public works employees are recorded in the utility via wage/benefit transfers from the General Fund.

Depreciation on infrastructure is based upon audited cost records.

RESPONSIBILITIES:

- Operation of approximately 142 miles of storm sewer mains
- To maintain and repair all storm sewers and catch basins
- To clear storm sewer backups and cut roots in storm sewers
- To jet-clean storm sewer lines and vacuum clean catch basins
- To locate and adjust catch basins to proper grade before road construction
- To televise storm sewers to locate defects in underground storm sewer mains
- To locate storm sewers for Diggers Hotline and contractors
- To sweep urban streets clean of debris in areas where storm sewer systems are available
- To open drainage channels and roadside ditches
- Monthly reporting of salt applied to Village streets, alleys and public parking lots
- Monitor compliance with the Village's erosion control policies

REFERENCE INFORMATION

FISCAL POLICIES AND PROCEDURES

FISCAL TERMINOLOGY

FISCAL POLICIES AND PROCEDURES

FINANCIAL POLICIES

The Village of Menomonee Falls' financial policies set forth the basic framework for the overall fiscal management of the Village. These policies assist the decision making process of the Village Board, providing guidelines for evaluating both current activities and proposals for future programs. Most of the policies represent long-standing principles, traditions and practices and follow generally accepted accounting principals which have guided the Village in the past and help maintain fiscal stability.

OPERATING BUDGET POLICIES

The Village prepares an annual budget for all funds to be financed by a general property tax, in accordance with State of Wisconsin Statute 65.90. Tax incremental districts (TIDs) do not have annual budgets, but rely upon the project plan and development agreements.

Budgets are classified as either lapsing (spending authority terminates at year end) or non-lapsing (spending authority continues throughout the life of the project). All lapsing budgets are prepared on a calendar year basis. Lapsing budgets are prepared for the General Fund, Debt Service Fund, Risk Management Fund, and the Utilities. Non-lapsing funding is provided for capital projects, including TIDs, special revenue funds and the Revolving Capital Loan Fund.

The General Fund Operating budget is adopted at the function level. The functions are as follows:

- General Government
- Public Safety
- Public Works
- Culture and Recreation
- Conservation and Development
- Other Financing Uses (Debt Service, Transfers, Contingency)

Budget adjustments within the same function are allowed with the approval of the Village Manager.

Budget adjustments between functions or funds must be approved by the Village Board.

The Village will maintain a budgetary control system to ensure adherence to the budget. Regular reports comparing budget to actual amounts will be prepared for management in order to assist with the review of account standings.

A contingency line item may be included in the annual operating budget to provide for unanticipated expenditures of a non-recurring nature or to meet unexpected increases in service delivery costs. Transfers from the contingency line item to the operating line items require the approval by two thirds of the Village Board.

FISCAL POLICIES AND PROCEDURES

FUND BALANCE RESERVE POLICIES

An individual fund's assets less liabilities equal its fund balance. In general, fund balances are classified as reserved/restricted or unreserved/unrestricted.

Reserved/Designated Fund Balances

Reservations, or designations, of a fund balance are the result of decisions made by the Village Board that set aside amounts for a specific use. Reservations/designations, may be changed at any time based upon updated information or changing circumstances.

The General Fund has portions of its fund balance reserved or designated, at year end for various purposes, such as an offset to the subsequent year's budget and reserves required by generally accepted accounting principles.

Restricted Fund Balances

Restricted fund balances include limitations placed by an outside individual, agency, bond covenants, or by law. Restricted fund balances may only be used for the purposes stipulated by the outside agency.

Special Revenue Funds maintain balances restricted by donors, grants and other agencies.

The Water and Sewer Utilities maintain restricted reserves based upon bond covenants and those mandated by enabling legislation.

Unreserved Fund Balances

Unrestricted/unreserved fund balances are available for appropriation by the Village Board.

The unreserved portion of the General Fund balance is referred to as "working capital."

The unreserved fund balance is a major consideration for outside bond rating agencies and investors who purchase Village debt. Maintenance of an adequate working capital reserve is of primary importance to the Village Board.

Currently, the Village attempts to maintain a working capital reserve equal to 60 to 90 days of General Fund operating costs to provide for reasonable cash flow needs as well as providing an emergency cushion for unforeseen emergencies.

FISCAL POLICIES AND PROCEDURES

REVENUE POLICIES

The Village will try to maintain a diversified and stable revenue system to minimize fluctuations in any one revenue source. Major sources of revenues include the following:

- Property taxes
- Licenses/Permits
- Fines/Penalties
- Intergovernmental revenue
- Public Charges for services
- Investment earnings
- Developer agreements

The Village will attempt to maximize benefits from major revenue sources as a way of maintaining a stable tax rate.

The Village will follow an aggressive policy of collecting revenues, including Waukesha County to collect delinquent accounts.

The Village will establish all user charges and fees at a level related to full costs (operating, direct and indirect) of providing the service, whenever practical.

The Village will attempt to review license fees/charges annually to determine if the revenues support the full cost of providing the service.

The Water and Sewer Utility will be self-supporting through user fees.

Rate adjustments for the Water Utility will be submitted to the Public Service Commission (PSC) for review and approval.

Rate adjustments for the Sewer Utility will be submitted to the Village Board for review and approval.

The Storm Water Management Utility is supported by property taxes.

The Interceptor Sewer mill tax is reviewed and levied as part of the budget process.

Water, Sewer and Park Impact fees will be based upon a needs assessment performed periodically.

FISCAL POLICIES AND PROCEDURES

REVENUE POLICIES (CONTINUED)

Special Assessments are levied for construction projects which benefit specific properties rather than the Village as a whole. Special assessments are levied on all abutting property owners for construction of sidewalk, curb and gutter, paving, sanitary sewer mains and extensions, and water main extensions.

Property owners have the option of paying 100% at the time of levy or choosing to pay over ten years through the tax roll. Interest is charged at 9% simple per annum.

INVESTMENT POLICIES (Excerpts of Resolution 340-R-02)

The Village of Menomonee Falls' policy is to invest public funds in a manner which will provide the highest investment return with the maximum security, while meeting the daily cash flow demands of the Village, in conformity with State of Wisconsin Statutes and Village ordinances.

The investment policy applies to financial assets of all funds of the Village.

Investments shall be made with judgment and care, under circumstances then prevailing, which persons of prudence, discretion and intelligence exercise in the management of their own affairs.

The primary objectives and guiding principles are, in priority order:

- Safety of principal
- Liquidity
- Return on Investment

Authority to manage the Village's investment program is derived from State of Wisconsin Statutes and Village ordinances. Management responsibility is assigned to the Director of Financial Services.

Officers and employees involved in the investment process shall refrain from personal business activities that could conflict with proper execution of the investment program, or which could impair their ability to make impartial investment decisions. They shall disclose to the Village Manager any material financial interests or investment positions held in financial institutions that conduct business with the Village.

Formal policies and procedures for cash management and investments were adopted by the Village Board on November 18, 2002. A copy is on file with the Village Clerk's department.

FISCAL POLICIES AND PROCEDURES

DEBT POLICIES

Municipalities engage in a variety of projects that due to their scope and size necessitate the issuance of debt. Debt issues, for example, may fund street and road construction, parks, buildings, and utility expansions. The Village of Menomonee Falls confines itself to long term borrowing for such construction projects.

The annual capital budget process forms the basis for debt issuance. During the budget process, the Village identifies all sources of revenues available to fund projects outright before debt is issued. Sources may include impact fee and interceptor sewer reserves, special assessments, and tipping fees.

Debt issues vary by purpose: Utility Mortgage Revenue bonds, Clean Water Fund loans, general obligation debt, bond anticipation notes, and municipal revenue bonds.

Debt issuance is handled by the Village's financial advisor, Hutchinson, Schockey & Erley. Proceeds from debt issuance are typically invested in the State of Wisconsin Investment Pool until needed. The debt service payments are done primarily via automated wire transfers to the Village's fiscal agent.

Section 67.03(1) of the Wisconsin Statutes provides that the amount of general obligation indebtedness shall not exceed 5% of the equalized valuation of the taxable property in the Village. The Village informally sets an internal limit of 60% of the maximum allowed by State Statutes.

To encourage investors, the Village will strive to maintain the highest bond rating possible, and will follow a policy of full disclosure on every financial report and bond prospectus.

CAPITAL BUDGET POLICIES

The Village will develop a five-year capital improvement program annually. The complete five-year program will include all funds for which capital expenditures are planned. Funding sources for the repayment of principal and interest on borrowed funds will be disclosed during the budget process. Funding sources shall include the following: General Fund tax levy, special assessments, tipping fees, developer contributions, utility user charges and reserves, and interfund advances.

The Village will maintain its physical assets at a level adequate to protect the Village's capital investment and to minimize future maintenance and replacement costs.

Interfund loans or advances shall be paid back over a period not to exceed 20 years, at a reasonable interest rate. The current rate is 6% simple interest per annum. The interest is intended to make up for opportunity costs foregone in supplementing programs for other funds.

FISCAL POLICIES AND PROCEDURES

FINANCIAL REPORTING

As required by State law, an independent audit of the Village's financial records will be performed annually for all Village funds.

Monthly financial reports will be submitted to the Village Board. The reports will include, but not be limited to, budget to actual and cash and investment reports.

TERMINOLOGY

Accrual Basis	The basis of accounting under which transactions are recognized when they occur, regardless of the timing of related cash flows.
Adopted Budget	The budget amounts as originally approved by the Village Board.
Amended Budget	The adopted budget plus any changes authorized by the Village Board.
Appropriation	The legal authorization to incur financial obligations for goods and services
Assessed valuation	A value set upon real estate and certain personal property by the municipal assessor as a basis for levying property taxes.
Assets	Resources owned or held by a municipality which have monetary value.
Balance Sheet	The basic financial statement which discloses what a government owns (assets), what it owes (liabilities), and its equity (net worth) at a specific point in time
Bond	A written promise to pay (debt) a specific sum of money (principal) at a specified future date (maturity dates), along with periodic interest.
Bond Anticipation Notes	Short-term interest-bearing notes issued by a municipality in anticipation of longer term bonds. Typically issued for construction purposes. The notes are retired from proceeds of the long-term bonds.
Budget	A municipality's plan of financial operations for a given period, including proposed expenditures and a proposed means of financing them.
Budgetary level of control	The level of accounts within the budget for which expenditures may not legally exceed appropriations. The Village's control level is at the fund and function level.
CAFR	Comprehensive Annual Financial Report
Callable Bond	Permits the issuer to pay the obligation before the state maturity date by giving notice of redemption in a manner specified in the bond document.
Capital Outlay	The cost of acquisition of large equipment and/or long-term construction projects
Capital Project	The largely one-time cost for construction, improvement, replacement or renovation of land, structures and equipment
CDA	Community Development Authority
CVMIC	Cities and Villages Mutual Insurance Company
Debt Service	Payment of principal and interest on outstanding debt
Debt Service Fund	A functional accounting element used to record all debt payments except for those accounted for in the Utilities.
Debt Limit	The maximum amount of debt which is legally permitted. Section 67.03(1) of State of Wisconsin Statutes provides that the amount of general obligation indebtedness of a municipality shall not exceed 5% of equalized valuation of the taxable property in the municipality. The Village follows a more conservative internal limit which equates to 60% of the maximum allowed by State Statute.

TERMINOLOGY (continued)

Depreciation	A portion of the cost of a fixed asset which is charged as an expense during a particular period. Depreciation expense is intended to match the useful life of an asset to its value to operations. Depreciation is recorded in the utilities. Fixed assets and their related depreciation is recorded for governmental funds only at the government-wide level of the financial statements.
Encumbrances	Commitments related to unperformed contracts for goods and services. A purchase order is the most common form of encumbrance.
Enterprise Funds	Used to account for operations that are financed and operated in a manner similar to a private business enterprise. The Village operates the Water, Sewer and Storm Water utilities as Enterprise Funds so that the costs of providing goods and services to the general public on a continuing basis are recovered primarily through user charges. The Storm Water Utility is funded primarily through property taxes.
Equalized Value	A full value determination set upon real estate and personal property by the Wisconsin Department of Revenue. Used as a basis for apportionment of tax levies and allocation of state aids.
Expenditures	Decreases in the financial resources of governmental funds.
Expenses	Decreases in the financial resources of enterprise funds (utilities).
Fiscal Period	Any period at the end of which the municipality determines its financial position and the results of operations. The Village's fiscal period is a calendar year, January 1 to December 31.
Fixed Assets	Assets of a long-term nature such as land, buildings and equipment.
Function	A reporting unit within a Fund. The function represents the Village's budgetary level of control. An example of a function is Public Safety within the General Fund. Appropriations and amendments for a function require approval by the Village Board.
Fund	A fiscal and accounting entity with a self-balancing set of accounts. Examples are the General Operating and Capital Projects Funds
Fund Balance	The fund equity of a governmental fund derived from the excess of assets and resources over liabilities.
GAAP	Generally Accepted Accounting Principles: Standards for financial accounting and reporting
General Fund	The fund used to account for all financial transactions except for those required to be recorded in another fund.
General Obligation Debt	Debt issues, the payment of which is backed by the full faith and credit of the issuing municipality. This type of debt counts against the Village's debt limit.
Infrastructure Assets	Roads, streets, bridges, curb and gutter, sidewalks, drainage systems, and lighting systems installed for the common good of the public.

TERMINOLOGY (continued)

Levy	(Verb) To impose taxes, special assessments, or service charges for the support of municipal activities. (Noun) The total amount of taxes, special assessments, or service charges imposed.
Liabilities	Debt or other legal obligations arising out of transactions in the past which must be liquidated, renewed, or refunded at some future date.
Modifies Accrual Basis	The accrual basis of accounting adapted to the government fund type spending measurement focus. Revenues are recognized when they become both “measurable and available” to finance expenditures of the current period. Expenditures are recognized when the goods and services are performed or delivered.
Pay-As-You-Go	A term used to describe the financial policy of a municipality which finances all of its capital outlay from current revenues rather than by issuing debt.
Public Service Commission	PSC: A state utility regulating body, through which accounting and reporting requirements are imposed and rate increases for the Water Utility are approved.
Refunding Bonds	Debt issued to retire (pay-off) bonds already outstanding.
Reserve	An account used to earmark a portion of fund equity as segregated for a specific use.
Revenue Bonds	Bonds whose principal and interest are payable exclusively from earnings of the Enterprise Fund. In addition to a pledge of revenues, such bonds sometimes contain a mortgage on the Enterprise Fund’s property (Mortgage Revenue Bonds).
Revenues	Financial resources of governmental and enterprise funds used for operations.
Risk Management Fund	A fund established to record the Village’s property insurance payments and self-insurance reserve balance.
Sewer Utility	An enterprise fund established in 1990 to record all transactions relating to providing sanitary sewerage treatment, transmission, operations, maintenance and billing to Village sewer customers.
Shared revenue	Revenues levied by one government but shared on a predetermined basis, often in proportion to the amount collected at the local level.
Special Assessment	A compulsory levy made against certain properties to defray part of all of the cost of an improvement or service deemed to primarily benefit specific properties
Special Assessment Bonds	Bonds payable from the proceeds of special assessments. The special assessments must be levied before borrowing for these bonds can take place, which means that the property owner is billed before the construction has started.

TERMINOLOGY (continued)

Special Revenue Fund	A fund used to account for the proceeds of specific revenue sources (other than special assessments, expendable trusts, or capital projects). Revenues are typically restricted for special purposes.
Storm Water Utility	An Enterprise Fund containing all financial transaction dedicated to storm water management. The Storm Water Utility is funded primarily by property taxes.
Tax Levy	The total amount to be raised by general property taxes for the purposes stated in the budget. Property taxes are levied in the current year for subsequent year appropriations. For example, taxes levied in December 2010 would be used in 2011. In this example, taxes are based upon the assessed valuation as of January 1, 2010.
Tax Rate	The amount of tax stated in terms of a unit of the tax base (dollars per 1,000 of assessed valuation). Due to changes in the total assessed valuation of the Village, the percentages in the tax levy and the tax rate will not be the same.
Taxes	Compulsory charges levied by a government for the purpose of financing services performed for the common benefit.
Tax Incremental Financing District	(TID) A contiguous geographic area within the Village defined and created by resolution of the local legislative body, consisting solely of whole unit of property as assessed for general property tax purposes.
Tax Increment	The tax value on the equalized valuation in excess of the base amount established the year the TID district was created.
Water Utility	An enterprise fund containing all transactions relating to providing water pumping, transmission, treatment, operations, maintenance and billing to Village water customers.
Working Capital	Another term for the unreserved fund balance of the General Fund. The Village attempts to maintain a working capital balance equal to 60-90 days of general operating expenditures.

Chapter 8

DETAILED BUDGET WORKSHEETS

Village of Menomonee Falls
100-000 Revenues
Activity Through September 30, 2012

	<u>2008</u> Actual	<u>2009</u> Actual	<u>2010</u> Actual	<u>2011</u> Actual	<u>2012</u> Thru Septe	<u>2012</u> Budget	<u>2013</u> Budget
REVENUES							
RE10 Property Taxes							
7000-0000 RE/PP Taxes	17,538,128	18,069,050	18,381,190	18,469,815	18,735,435	18,735,435	18,947,323
RE10 Total	17,538,128	18,069,050	18,381,190	18,469,815	18,735,435	18,735,435	18,947,323
RE20 Other Taxes							
7003-0000 Omitted Taxes	10,326	9,920	1,334	3,090	-	-	-
7010-0000 Del.PP Tax Prior Years	5,990	846	2,105	1,942	1,347	1,500	1,500
7012-0000 Int-Delinquent Taxes	4,665	6,595	4,766	4,890	1,908	10,000	4,500
7020-0000 Trailer Tax-Meno Fls Dist	10,315	9,517	9,813	11,183	7,737	10,000	10,000
7030-0000 Hotel/Motel Tax	68	10	-	80,289	76,392	133,000	128,000
7050-0000 Fire Insurance Taxes	127,187	130,463	132,366	136,716	144,981	136,000	150,000
RE20 Total	158,551	157,351	150,384	238,110	232,365	290,500	294,000
RE40 Intergovernmental							
7100-0000 Shared Revenues	671,234	677,403	579,151	587,098	100,463	446,020	441,285
7100-0001 Shared Rev-Computers	381,556	423,663	385,194	372,448	356,801	370,000	306,232
7100-0002 DOR-Med Care Trans Ad	5,400	-	-	-	-	-	-
7101-0000 Ex.Restrictant	-	-	-	-	-	33,560	46,911
7102-0000 FEMA Grant	97,150	-	-	-	-	-	-
7103-0000 Grant Revenues	-	20,000	-	28,166	-	-	-
7110-0000 Man.Forest Land	88	75	74	77	79	100	75
7120-0000 Connect.St/Hwy Aids	196,391	189,641	185,208	185,576	139,716	186,356	211,841
7122-0000 Transportation Aids	1,861,435	1,769,765	1,688,054	1,733,032	1,169,796	1,559,729	1,534,612
7125-0000 Road Aids	48,790	45,000	44,697	44,697	-	45,000	45,000
7140-0000 Fire Aids	-	-	-	-	186	-	-
RE40 Total	3,262,044	3,125,547	2,882,378	2,951,094	1,767,041	2,640,765	2,585,956
RE50 Licenses And Permits							
7200-0000 Liquor/Malt Licenses	27,385	28,455	29,233	30,028	29,740	30,000	30,000
7202-0000 Operator Licenses	16,745	13,184	15,361	12,855	14,343	16,000	14,000
7204-0000 Cigarette License	3,900	4,000	3,900	3,600	3,500	4,500	3,500
7206-0000 Dog Lic-VMF Share	10,578	7,849	6,154	11,243	10,058	8,000	10,000
7208-0000 Bicycle Licenses	236	219	110	-	-	-	-
7214-0000 Theater Licenses	250	250	250	250	-	250	250
7216-0000 Elec.Contractors License	10,500	10,150	10,550	11,700	8,925	11,000	11,000
7218-0000 Trailer Park Licenses	100	100	100	100	-	100	100
7220-0000 Taxi/Auct/Misc.Licenses	990	1,200	985	775	1,322	1,000	800
7222-0000 Amusement Device Licens	8,025	7,875	6,925	6,925	6,150	7,800	6,500
7250-0000 Building Permits	257,984	213,686	338,788	310,249	236,095	195,000	300,000
7252-0000 Electrical Permits	84,666	60,938	88,795	69,518	70,543	85,000	85,000
7254-0000 Plumbing Permits	62,814	48,298	78,906	63,712	54,583	70,000	70,000
7256-0000 Heating Permits	68,163	52,256	67,313	74,957	60,052	60,000	70,000
7258-0000 Dance Permits	4,685	4,625	4,055	4,025	3,800	3,800	4,000
7260-0000 Curb Cuts	1,500	1,000	1,300	1,360	1,600	1,000	1,000
7262-0000 Street Excavation	300	1,100	1,100	1,700	800	1,000	1,000
7264-0000 Sign Permits	18,225	13,500	17,000	17,550	11,600	16,000	15,000
7266-0000 Itinerant Peddlers Licens	850	750	1,550	900	750	1,500	900
7268-0000 Parking Permits	4,326	4,979	3,896	4,854	5,161	4,000	4,000
7270-0000 Occupancy Permits	11,200	12,375	16,480	17,025	13,725	15,000	15,000
7272-0000 Park Use Permits	38,536	31,883	30,361	34,396	33,038	31,000	30,000
7276-0000 Alarm Permits	13,600	13,495	13,475	14,090	13,475	13,500	13,500
7278-0000 Block Party Permits	175	250	275	150	150	200	150
7444-0000 Newspaper Boxes	-	840	-	40	-	-	-
7496-0000 Zoning Permit	-	650	400	2,300	2,550	500	500
RE50 Total	645,733	533,907	737,262	694,302	581,960	576,150	686,200
RE60 Fines And Penalties							
7300-0001 Court Fines	402,644	414,740	492,762	420,918	303,516	430,000	420,000
7300-0002 Court Costs-Local	142,395	146,293	177,678	154,652	109,987	170,000	145,000
7303-0000 Weight Restrictions	3,158	1,800	2,977	1,475	50	2,000	1,000
7310-0000 Parking Violations	56,028	54,742	43,750	38,528	41,798	50,000	40,000
7320-0000 Impounded Dogs	4,472	4,448	4,446	-	-	4,500	-
7330-0000 False Alarms Penalties	22,615	15,110	10,325	11,905	8,125	15,000	10,000
7422-0006 Court Admin Fee	19,950	17,916	20,375	11,700	1,193	19,000	15,000
7422-0010 Warrant fees	24	24	48	-	-	50	-

Village of Menomonee Falls
100-000 Revenues
Activity Through September 30, 2012

	<u>2008</u> <u>Actual</u>	<u>2009</u> <u>Actual</u>	<u>2010</u> <u>Actual</u>	<u>2011</u> <u>Actual</u>	<u>2012</u> <u>Thru Septe</u>	<u>2012</u> <u>Budget</u>	<u>2013</u> <u>Budget</u>
RE60 Total	651,286	655,073	752,361	639,178	464,669	690,550	631,000
RE70 Public Charge For Service							
7115-0000 Lannon-Snow Services	30,514	17,653	16,139	22,020	10,195	30,000	15,000
7330-001 FD Plan Review fees	19,043	9,466	20,283	15,881	13,117	18,000	15,000
7400-0000 Acctg Serv Fee	2,791	1,906	371	312	187	1,000	300
7411-0000 Weed Cutting Repayments	2,522	5,344	1,702	6,821	800	3,000	3,000
7412-0000 Weed Cutting Admin. Fees	1,250	1,900	1,000	2,350	100	1,200	1,200
7420-0000 Accident&Theft Reports	5,053	3,914	5,058	5,466	3,078	5,000	4,000
7421-0000 Dispatch Lannon Contract	2,338	(2,349)	-	-	-	-	-
7421-2000 Tax Ref Intercept	30	2,359	381	(2)	-	300	-
7421-3000 School Liaison Officer	39,858	96,895	87,875	113,648	61,144	96,500	92,000
7422-0000 Misc PD Revenues	56	1,068	50	375	(26)	300	200
7422-0001 Fingerprints	3,570	3,070	2,980	3,540	2,730	3,000	3,000
7422-0002 Notaries	-	6	4	-	-	-	-
7422-0003 Terms (Court Ordered)	9,111	8,306	13,740	14,623	11,505	10,000	14,000
7435-0000 Ambulance Fees	760,767	751,303	779,329	1,015,806	773,003	590,000	925,000
7435-0001 Ambulance Non Collectible	(150,722)	(44,087)	(59,174)	(73,545)	(79,889)	-	(70,000)
7435-0002 Ambulance Refunds	278	(9)	(1,163)	(169)	(449)	-	-
7435-0003 Ambulance-Insur. Adjust	(97,805)	(131,653)	(124,041)	(224,552)	(187,179)	-	(150,000)
7436-0000 Fire Fighting Fees	-	-	-	-	2,498	-	-
7440-0000 DPW Matl. Sales	(43)	2,962	154	-	-	2,000	-
7441-0000 DPW Labor	3,755	13,476	8,773	4,228	1,181	10,000	2,000
7442-0000 DPW Rentals	452	119	8,832	-	-	-	-
7461-0000 PK Vandalism	142	-	-	-	-	-	-
7490-0000 Matl.Sales&Services	4,866	5,522	5,178	4,867	3,347	9,500	4,500
7492-0000 Map & Plat Sales	329	336	367	229	135	500	200
7493-0000 House Numbers	967	540	757	644	711	500	500
7494-0000 IRB Fee	-	1,500	3,000	-	500	500	500
7495-0000 OVC Application Fee	200	600	-	1,200	-	500	600
7497-0000 TID Application Fee	-	-	-	-	-	1,500	-
7499-0000 Open Records Request	403	228	152	45	129	200	716
7735-0000 Spec Appearance	7,750	6,600	6,000	3,450	4,500	7,000	6,000
7736-0000 Subdivision Review Fees	4,800	3,050	1,400	4,500	3,300	3,500	3,500
7737-0000 Project Review Fees	6,500	13,997	550	3,850	7,750	6,500	7,000
7738-0000 Certif Comnty Review Fee	1,767	1,186	2,528	5,033	2,682	1,400	3,000
7740-0000 Hunting Processing Chg	1,275	1,375	1,250	1,373	788	1,300	1,300
RE70 Total	661,817	776,583	783,475	931,993	635,837	803,200	882,516
RE80 Interest Income							
7600-0000 Interest Earnings	588,777	126,297	62,444	56,782	28,364	100,000	40,000
7600-0615 Int on Advance to TID4	-	-	15,890	-	-	-	-
7600-0618 Interest on Advance - TID #	45,604	37,049	33,508	46,876	-	40,000	-
7600-0619 Interest on Advance - TID #	4,300	9,700	11,615	22,605	-	12,500	36,000
7600-0620 Interest on Advance - TID #	951	6,931	10,541	2,709	-	3,000	-
7600-0621 Interest on Advance - TID #	-	-	-	-	-	2,000	-
7600-0740 Interest on Advance - Strm	34,537	31,048	27,349	16,020	-	18,000	9,500
7610-0000 Int-Past Due Invoices	2,346	3,033	1,279	1,028	726	2,000	1,000
RE80 Total	676,515	214,058	162,626	146,020	29,090	177,500	86,500
RE85 Miscellaneous							
7422-0011 Police Deposit Over/Under	-	-	-	-	(90)	-	-
7700-0000 Misc Revenue	3,254	10,050	1,490	3,812	2,108	5,000	4,000
7705-0000 Misc Donations	-	-	(1,543)	-	-	-	-
7707-0000 Meno Falls School Dist Ren	-	-	19,122	32,780	24,585	32,785	32,780
7710-0000 Cable TV Revenues	215,311	304,637	301,763	324,339	211,014	310,000	310,000
7712-0000 Cable TV Rent Metro Lease	-	-	-	9,180	1,700	-	-
7713-0000 Tower Lease Agreements	27,511	28,775	29,842	30,950	32,099	30,000	33,000
7713-0010 Soda Agreement	8,684	7,959	3,951	3,479	1,774	6,000	3,000
7714-0000 AT&T Franchise Fee	14,136	38,652	63,561	76,077	68,235	60,000	70,000
7719-0000 Sale of VMF Supplies	5,298	6,707	8,435	5,868	-	7,000	-
7720-0000 Sale Of VMF Property	66,341	87,106	32,391	-	-	-	-
7725-0000 Scrap Metal Sales	5,278	3,207	2,168	3,727	4,184	3,000	2,000
7726-0000 Scrap Oil Sales	15,483	7,964	8,271	11,323	16,265	8,000	7,000
7730-0000 Publication Fees	37,950	26,430	48,485	32,115	31,120	45,000	45,000
7750-0000 Misc Rentals	8,000	975	975	4,725	4,725	4,725	4,725
7780-0000 Settlements-Claims Misc.	-	705	-	-	-	-	-
RE85 Total	407,246	523,167	518,911	538,375	397,719	511,510	511,505

Village of Menomonee Falls
100-000 Revenues
Activity Through September 30, 2012

	<u>2008</u> <u>Actual</u>	<u>2009</u> <u>Actual</u>	<u>2010</u> <u>Actual</u>	<u>2011</u> <u>Actual</u>	<u>2012</u> <u>Thru Septe</u>	<u>2012</u> <u>Budget</u>	<u>2013</u> <u>Budget</u>
RE92 Transfers In							
7801-0200 Tfr from SR	-	-	-	-	524,662	-	-
7801-0400 Tfr from SA	400,000	318,009	260,000	150,000	-	-	-
7801-0610 Tfr from CP	<u>708,672</u>	<u>388,035</u>	<u>95,633</u>	<u>15,482</u>	<u>16,623</u>	<u>16,623</u>	<u>18,011</u>
RE92 Total	1,108,672	706,044	355,633	165,482	541,285	16,623	18,011
RE96 Charges To Water Utility							
7690-0000 WU Taxes To GF	<u>1,002,460</u>	<u>1,110,169</u>	<u>1,200,836</u>	<u>1,203,973</u>	<u>900,000</u>	<u>1,220,000</u>	<u>1,240,000</u>
RE96 Total	1,002,460	1,110,169	1,200,836	1,203,973	900,000	1,220,000	1,240,000
TOTAL REVENUES	<u><u>26,112,452</u></u>	<u><u>25,870,949</u></u>	<u><u>25,925,056</u></u>	<u><u>25,978,342</u></u>	<u><u>24,285,401</u></u>	<u><u>25,662,233</u></u>	<u><u>25,883,011</u></u>

Village of Menomonee Falls
100-100 Village Board
Activity Through September 30, 2012

	<u>2008</u> Actual	<u>2009</u> Actual	<u>2010</u> Actual	<u>2011</u> Actual	<u>2012</u> Thru Septe	<u>2012</u> Budget	<u>2013</u> Budget
EXPENSES							
EX10 Salaries & Wages							
8000-0000 Salaries	<u>40,966</u>	<u>39,787</u>	<u>40,654</u>	<u>40,499</u>	<u>31,153</u>	<u>40,500</u>	<u>40,500</u>
EX10 Total	40,966	39,787	40,654	40,499	31,153	40,500	40,500
EX20 Fringe Benefits							
8010-0000 FICA	3,134	3,052	3,079	3,129	2,382	3,150	3,100
8016-0000 Worker's Comp Insurance	<u>95</u>	<u>104</u>	<u>97</u>	<u>116</u>	<u>85</u>	<u>125</u>	<u>135</u>
EX20 Total	3,229	3,156	3,176	3,245	2,467	3,275	3,235
EX30 Employee Training/Expense							
8070-0000 Training & Education	-	-	-	-	-	100	-
8088-0000 Relations/Recognition	<u>11</u>	<u>43</u>	<u>-</u>	<u>-</u>	<u>-</u>	<u>1,000</u>	<u>-</u>
EX30 Total	11	43	-	-	-	1,100	-
EX70 Other Operating							
8490-0000 VB general expense	<u>1,382</u>	<u>809</u>	<u>4,917</u>	<u>1,703</u>	<u>1,691</u>	<u>1,000</u>	<u>2,200</u>
EX70 Total	1,382	809	4,917	1,703	1,691	1,000	2,200
TOTAL EXPENSES	<u><u>45,588</u></u>	<u><u>43,795</u></u>	<u><u>48,747</u></u>	<u><u>45,447</u></u>	<u><u>35,311</u></u>	<u><u>45,875</u></u>	<u><u>45,935</u></u>

Village of Menomonee Falls
100-110 Village Manager
Activity Through September 30, 2012

	<u>2008</u> Actual	<u>2009</u> Actual	<u>2010</u> Actual	<u>2011</u> Actual	<u>2012</u> Thru Septe	<u>2012</u> Budget	<u>2013</u> Budget
EXPENSES							
EX10 Salaries & Wages							
8000-0000 Salaries	92,886	104,365	97,126	105,565	74,397	95,700	95,700
EX10 Total	92,886	104,365	97,126	105,565	74,397	95,700	95,700
EX20 Fringe Benefits							
8010-0000 FICA	6,191	6,546	5,335	5,831	5,215	7,500	7,400
8011-0000 Pension-VMF	4,250	4,519	4,374	5,610	4,389	5,800	6,400
8012-0000 Pension-EEE Share	5,544	5,922	5,647	3,466	-	-	-
8013-0000 Health Insurance	10,628	11,909	10,768	11,140	8,355	11,300	11,200
8014-0000 Dental Insurance	1,089	1,029	1,154	1,235	1,000	1,400	1,400
8015-0000 Life Insurance	352	349	277	277	278	400	445
8016-0000 Worker's Comp Insurance	212	543	337	755	587	810	400
8030-0615 Wage/Bene TID 4 Transfers	-	-	(7,250)	(7,645)	(4,322)	(6,900)	(5,763)
8030-0616 Wage/Bene TID 5 Transfers	-	-	(7,250)	(7,645)	(4,322)	(6,900)	(5,763)
8030-0618 Wage/Bene TID 6 Transfers	-	-	(18,125)	(19,114)	(8,645)	(17,300)	(11,526)
8030-0619 Wage/Bene TID 7 Transfers	-	-	(3,625)	(3,823)	(4,322)	(3,450)	(5,763)
8030-0620 Wage/Bene TID 8 Transfers	-	-	(18,125)	(19,114)	(8,645)	(17,300)	(11,526)
8030-0621 Wage/Bene TID 9 Transfers	-	-	(18,125)	(19,114)	(8,645)	(17,300)	(11,526)
8030-0630 Wage/Bene TID 10 Transfe	-	-	-	-	(8,645)	-	(11,526)
8030-0631 Wage/Bene TID 11 Transfer	-	-	-	-	(4,322)	-	(5,763)
EX20 Total	28,266	30,817	(44,608)	(48,141)	(32,044)	(41,940)	(41,911)
EX30 Employee Training/Expense							
8070-0000 Training & Education	20	550	140	993	56	1,500	1,500
8080-0000 Travel Expenses	191	64	-	-	2	1,000	300
EX30 Total	211	614	140	993	58	2,500	1,800
EX40 Materials And Supplies							
8100-0000 Office Supplies	2,664	2,962	1,077	1,301	1,108	4,000	4,000
8100-0210 Membership/Publications	25	2,260	1,110	2,493	1,141	3,000	3,000
8100-0215 Grants/Donations	1,000	-	-	-	-	-	-
8170-4000 Gas & Diesel Fuel	-	-	-	88	539	-	1,000
EX40 Total	3,689	5,222	2,187	3,882	2,788	7,000	8,000
EX44 Repair/Maintenance							
8162-4000 RM-Vehicles	259	-	-	620	863	-	1,500
EX44 Total	259	-	-	620	863	-	1,500
EX47 Property & Equipment							
8190-8000 Computer Hardware	-	1,118	-	-	-	-	-
8190-8100 Computer Software	-	1,715	-	-	-	-	-
EX47 Total	-	2,833	-	-	-	-	-
TOTAL EXPENSES	<u>125,311</u>	<u>143,851</u>	<u>54,845</u>	<u>62,919</u>	<u>46,062</u>	<u>63,260</u>	<u>65,089</u>

Village of Menomonee Falls
100-111 Clerk Services
Activity Through September 30, 2012

	<u>2008</u> Actual	<u>2009</u> Actual	<u>2010</u> Actual	<u>2011</u> Actual	<u>2012</u> Thru Septe	<u>2012</u> Budget	<u>2013</u> Budget
EXPENSES							
EX10 Salaries & Wages							
8000-0000 Salaries	194,042	185,175	195,119	216,378	171,070	214,800	228,500
8001-0000 Overtime	5,486	15	893	-	201	1,500	1,500
8002-0000 Part Time Wages	22,331	21,718	37,167	44,079	36,865	42,400	43,200
8003-1110 Election Workers Wages	<u>73,130</u>	<u>19,630</u>	<u>55,375</u>	<u>35,645</u>	<u>69,311</u>	<u>60,000</u>	<u>60,900</u>
EX10 Total	294,989	226,538	288,554	296,102	277,447	318,700	334,100
EX20 Fringe Benefits							
8010-0000 FICA	16,044	17,970	14,879	19,250	15,799	24,500	21,000
8011-0000 Pension-VMF	9,856	9,289	10,198	13,476	12,013	14,700	17,400
8012-0000 Pension-EEE Share	12,858	12,174	13,165	9,781	-	-	-
8013-0000 Health Insurance	51,184	57,849	57,211	67,701	50,573	66,900	65,500
8013-0020 Health Ins Retiree	-	-	22,756	23,539	-	-	-
8014-0000 Dental Insurance	3,113	3,435	3,317	3,733	2,789	4,000	3,700
8014-0010 Dental Ins Retiree	-	-	1,417	1,417	-	-	-
8015-0000 Life Insurance	660	682	833	1,016	756	1,200	880
8016-0000 Worker's Comp Insurance	<u>523</u>	<u>825</u>	<u>689</u>	<u>858</u>	<u>675</u>	<u>925</u>	<u>905</u>
EX20 Total	94,238	102,224	124,465	140,771	82,605	112,225	109,385
EX30 Employee Training/Expense							
8070-0000 Training & Education	2,473	1,659	1,674	799	939	2,500	2,500
8080-0000 Travel Expenses	<u>904</u>	<u>2,258</u>	<u>601</u>	<u>1,550</u>	<u>945</u>	<u>1,500</u>	<u>1,500</u>
EX30 Total	3,377	3,917	2,275	2,349	1,884	4,000	4,000
EX40 Materials And Supplies							
8100-0000 Office Supplies	1,543	2,263	2,147	2,230	1,235	2,500	2,500
8100-0010 Postage	26,570	17,541	29,590	27,897	41,261	33,000	35,000
8100-0050 Records Management	1,936	2,915	799	-	-	-	-
8100-0110 Elect Expenses	27,182	17,491	24,338	19,536	43,225	25,000	17,500
8100-0200 Dues & Subscriptions	10,497	10,313	10,163	10,133	721	11,000	11,000
8100-0220 Notices & Publications	6,356	7,525	6,131	4,460	2,351	4,000	4,000
8100-0230 Records Search	<u>2,680</u>	<u>2,659</u>	<u>3,612</u>	<u>3,794</u>	<u>3,507</u>	<u>3,000</u>	<u>3,500</u>
EX40 Total	76,764	60,707	76,780	68,050	92,300	78,500	73,500
EX45 Lease/Rent Expense							
8152-6100 Rent-Copier	<u>26,444</u>	<u>25,887</u>	-	-	-	-	-
EX45 Total	26,444	25,887	-	-	-	-	-
EX47 Property & Equipment							
8188-3001 Equipment	-	-	4,180	-	-	-	-
8190-8100 Computer Software	-	-	-	-	-	40,000	-
8190-9000 Rev Capital Fund Payment	-	-	-	<u>7,800</u>	-	<u>7,800</u>	<u>7,800</u>
EX47 Total	-	-	4,180	7,800	-	47,800	7,800
EX60 Contractual Services							
8300-1300 Tax Collections	30,427	30,456	42,047	34,690	31,852	38,000	35,000
8300-1301 Property List	13,541	13,869	14,313	11,740	8,808	12,000	12,000
8300-1304 Muni Code Supplements	<u>3,568</u>	<u>9,297</u>	<u>6,365</u>	<u>7,280</u>	<u>3,910</u>	<u>5,000</u>	<u>7,000</u>
EX60 Total	47,536	53,622	62,725	53,710	44,570	55,000	54,000
EX70 Other Operating							
8440-0000 Erroneous Taxes	11,524	29,263	192	14,197	54,777	5,000	5,000
8440-0010 Interest Expense on Erron	-	2,333	-	-	-	-	-
8440-1000 Tax Chargebacks	185	1,476	83	-	-	1,200	1,200
8440-2000 Collection Fees	18,163	25,621	19,592	15,114	12,066	20,000	20,000
8440-7010 Uncoll.Del.PP Taxes	-	-	4,206	1,016	-	3,000	3,000
8441-0000 Trailer Payments -Schools	<u>3,815</u>	<u>3,504</u>	<u>4,127</u>	<u>3,870</u>	<u>2,116</u>	<u>4,000</u>	<u>4,000</u>
EX70 Total	33,687	62,197	28,200	34,197	68,959	33,200	33,200
TOTAL EXPENSES	<u><u>577,035</u></u>	<u><u>535,092</u></u>	<u><u>587,179</u></u>	<u><u>602,979</u></u>	<u><u>567,765</u></u>	<u><u>649,425</u></u>	<u><u>615,985</u></u>

Village of Menomonee Falls
100-120 Human Resources
Activity Through September 30, 2012

	<u>2008</u> Actual	<u>2009</u> Actual	<u>2010</u> Actual	<u>2011</u> Actual	<u>2012</u> Thru Septe	<u>2012</u> Budget	<u>2013</u> Budget
EXPENSES							
EX10 Salaries & Wages							
8000-0000 Salaries	<u>102,297</u>	<u>92,757</u>	<u>48,459</u>	<u>44,507</u>	<u>34,563</u>	<u>45,100</u>	<u>45,900</u>
EX10 Total	102,297	92,757	48,459	44,507	34,563	45,100	45,900
EX20 Fringe Benefits							
8010-0000 FICA	7,556	10,238	3,901	3,216	2,497	3,500	3,600
8011-0000 Pension-VMF	4,661	4,671	2,075	2,389	2,039	2,800	3,100
8012-0000 Pension-EEE Share	6,081	6,121	2,679	1,721	-	-	-
8013-0000 Health Insurance	19,645	12,259	13,083	13,536	10,152	13,800	13,300
8013-0020 Health Ins Retiree	-	-	7,581	7,842	-	-	-
8014-0000 Dental Insurance	1,165	644	747	747	560	850	750
8014-0010 Dental Ins Retiree	-	-	350	350	-	-	-
8015-0000 Life Insurance	680	726	77	53	41	100	50
8016-0000 Worker's Comp Insurance	379	431	135	174	132	190	155
8017-0000 Empl.Assist.Prog.To 8089	<u>2,972</u>	<u>1,481</u>	<u>2,840</u>	-	-	-	-
EX20 Total	43,139	36,571	33,468	30,028	15,421	21,240	20,955
EX30 Employee Training/Expense							
8070-0000 Training & Education	20	230	26	-	-	300	300
8075-0000 Recruitment & Personnel	849	463	1,506	3,178	1,564	1,200	2,450
8076-0000 Employee Exams/Evaluatio	-	-	-	-	1,930	-	8,500
8080-0000 Travel Expenses	40	231	-	-	-	100	100
8088-0000 Relations/Recognition	1,781	3,678	1,336	2,182	1,551	2,000	2,000
8089-0000 Employee Assist.Program	3,108	4,394	3,056	5,250	3,938	4,500	4,500
8096-0000 Wellness Program	<u>2,867</u>	<u>22</u>	-	-	-	-	-
EX30 Total	8,665	9,018	5,924	10,610	8,983	8,100	17,850
EX36 Village Centre							
8110-7411 VC-Parade Admin	<u>60</u>	-	-	-	-	-	-
EX36 Total	60	-	-	-	-	-	-
EX40 Materials And Supplies							
8100-0210 Membership/Publications	190	190	30	30	30	200	100
8110-1201 Medical Supplies	5,706	5,304	2,924	3,921	-	5,500	-
8120-0001 Foot Protection Reimb	<u>3,240</u>	<u>2,970</u>	<u>2,790</u>	<u>2,520</u>	-	<u>3,400</u>	-
EX40 Total	9,136	8,464	5,744	6,471	30	9,100	100
EX47 Property & Equipment							
8190-8100 Computer Software	<u>5,487</u>	-	-	-	-	-	-
EX47 Total	5,487	-	-	-	-	-	-
EX60 Contractual Services							
8310-1303 Outplacement Services	-	<u>5,354</u>	-	-	<u>9,000</u>	-	-
EX60 Total	-	5,354	-	-	9,000	-	-
TOTAL EXPENSES	<u><u>168,784</u></u>	<u><u>152,164</u></u>	<u><u>93,595</u></u>	<u><u>91,616</u></u>	<u><u>67,997</u></u>	<u><u>83,540</u></u>	<u><u>84,805</u></u>

Village of Menomonee Falls
100-130 Assessment Of Property
Activity Through September 30, 2012

	<u>2008</u> Actual	<u>2009</u> Actual	<u>2010</u> Actual	<u>2011</u> Actual	<u>2012</u> Thru Septe	<u>2012</u> Budget	<u>2013</u> Budget
EXPENSES							
EX40 Materials And Supplies							
8100-0000 Office Supplies	461	697	777	217	233	300	300
8100-0009 Revaluation Supplies	-	296	-	-	-	-	-
EX40 Total	461	993	777	217	233	300	300
EX47 Property & Equipment							
8190-8000 Computer Hardware	-	330	-	-	-	-	-
EX47 Total	-	330	-	-	-	-	-
EX50 Utilities							
8212-0005 WAN Service	4,092	4,000	-	-	-	-	-
EX50 Total	4,092	4,000	-	-	-	-	-
EX60 Contractual Services							
8213-0004 Website Development	-	1,625	-	-	-	-	-
8300-1301 Property List	13,541	13,869	8,588	11,740	8,808	11,800	11,800
8300-1305 DOR Manufactg Assessmt	29,961	30,947	25,998	26,207	-	31,000	31,000
8301-0001 CAMA Maintenance Contra	18,145	19,025	-	-	-	-	-
8310-1302 CLT-Support	221,000	204,000	250,000	249,500	219,500	195,000	249,500
EX60 Total	282,647	269,466	284,586	287,447	228,308	237,800	292,300
TOTAL EXPENSES	<u>287,200</u>	<u>274,789</u>	<u>285,363</u>	<u>287,664</u>	<u>228,541</u>	<u>238,100</u>	<u>292,600</u>

Village of Menomonee Falls
100-150 Muni Bldg Maintenance
Activity Through September 30, 2012

	<u>2008</u> Actual	<u>2009</u> Actual	<u>2010</u> Actual	<u>2011</u> Actual	<u>2012</u> Thru Septe	<u>2012</u> Budget	<u>2013</u> Budget
EXPENSES							
EX10 Salaries & Wages							
8000-0000 Salaries	125,781	88,244	101,657	99,956	67,360	82,400	83,100
8001-0000 Overtime	1,987	1,266	1,278	1,211	766	2,000	2,100
8002-0000 Part Time Wages	31,500	25,627	26,505	26,626	23,919	54,100	34,200
8004-0000 Temporary Help	<u>3,106</u>	<u>5,236</u>	<u>4,684</u>	<u>4,965</u>	<u>2,527</u>	<u>4,000</u>	<u>3,000</u>
EX10 Total	162,374	120,373	134,124	132,758	94,572	142,500	122,400
EX20 Fringe Benefits							
8010-0000 FICA	14,066	10,629	9,840	10,017	7,020	11,000	9,400
8011-0000 Pension-VMF	7,923	5,290	6,372	7,096	4,906	8,300	8,000
8012-0000 Pension-EEE Share	10,336	6,933	8,227	5,311	-	-	-
8013-0000 Health Insurance	32,156	26,443	28,414	28,841	19,531	25,400	27,600
8013-0020 Health Ins Retiree	-	-	-	15,697	-	-	-
8014-0000 Dental Insurance	1,837	1,398	1,508	1,523	1,056	1,450	1,600
8014-0010 Dental Ins Retiree	-	-	-	1,067	-	-	-
8015-0000 Life Insurance	910	619	647	700	466	800	640
8016-0000 Worker's Comp Insurance	<u>8,471</u>	<u>6,101</u>	<u>5,079</u>	<u>5,937</u>	<u>5,930</u>	<u>7,400</u>	<u>7,000</u>
EX20 Total	75,699	57,413	60,087	76,189	38,909	54,350	54,240
EX30 Employee Training/Expense							
8070-0000 Training & Education	<u>50</u>	-	-	-	-	<u>250</u>	<u>250</u>
EX30 Total	50	-	-	-	-	250	250
EX40 Materials And Supplies							
8100-0020 Paper/Printing Supplies	16,775	14,118	19,344	12,399	15,155	23,000	24,000
8110-0000 Department Supplies	1,184	1,418	1,605	214	56	1,500	1,500
8110-0100 Small Equip./Tools	768	404	604	25	415	500	500
8110-0200 Small Equipment	-	-	-	280	-	-	-
8110-1501 Custodial Supplies	<u>8,441</u>	<u>9,438</u>	<u>10,066</u>	<u>11,161</u>	<u>5,590</u>	<u>9,500</u>	<u>9,500</u>
EX40 Total	27,168	25,378	31,619	24,079	21,216	34,500	35,500
EX44 Repair/Maintenance							
8162-2000 RM-Building & Grounds	18,307	19,347	33,394	35,426	17,877	20,000	20,000
8162-4000 RM-Vehicles	<u>107</u>	<u>107</u>	<u>466</u>	<u>202</u>	<u>62</u>	-	-
EX44 Total	18,414	19,454	33,860	35,628	17,939	20,000	20,000
EX45 Lease/Rent Expense							
8152-6100 Rent-Copier	<u>12,779</u>	<u>10,561</u>	-	-	-	-	-
EX45 Total	12,779	10,561	-	-	-	-	-
EX47 Property & Equipment							
8188-3001 Equipment	-	-	-	<u>2,736</u>	-	-	-
EX47 Total	-	-	-	2,736	-	-	-
EX50 Utilities							
8200-0010 Light/Power	117,943	116,713	119,842	130,316	87,797	125,000	125,000
8200-0020 Heat (Gas & Oil)	74,121	53,034	48,155	43,651	23,229	65,000	65,000
8200-0030 Water/Sewer VMF	6,507	6,536	6,526	6,550	3,165	7,000	7,000
8210-0000 Telephone Service	<u>20,394</u>	<u>19,671</u>	-	-	-	-	-
EX50 Total	218,965	195,954	174,523	180,517	114,191	197,000	197,000
EX60 Contractual Services							
8300-0000 Contracts	1,481	1,503	13,244	4,548	24,895	21,000	72,000
8300-1501 Mechanicals Contract	6,123	6,734	13,259	7,688	7,937	12,500	14,000
8300-1502 Custodial Contract	-	-	<u>19</u>	-	-	-	-
EX60 Total	7,604	8,237	26,522	12,236	32,832	33,500	86,000
TOTAL EXPENSES	<u>523,053</u>	<u>437,370</u>	<u>460,735</u>	<u>464,143</u>	<u>319,659</u>	<u>482,100</u>	<u>515,390</u>

Village of Menomonee Falls
100-160 Insurance & Benefits
Activity Through September 30, 2012

	<u>2008</u> Actual	<u>2009</u> Actual	<u>2010</u> Actual	<u>2011</u> Actual	<u>2012</u> Thru Septe	<u>2012</u> Budget	<u>2013</u> Budget
EXPENSES							
EX10 Salaries & Wages							
8008-0000 Retirement Leave Pay-Out	55,558	430,331	(1,241)	-	-	-	-
EX10 Total	55,558	430,331	(1,241)	-	-	-	-
EX20 Fringe Benefits							
8018-0000 Unemployment Compensat	52,862	16,486	4,250	12,862	6,971	18,000	25,000
EX20 Total	52,862	16,486	4,250	12,862	6,971	18,000	25,000
EX75 Insurances							
8610-0010 Publ.Empl.Dishonesty	2,181	3,248	2,210	3,286	5,719	3,260	3,450
8610-0015 Excess Public Entity	4,587	4,487	4,331	3,485	3,485	5,000	5,250
8610-0030 Boiler & Machinery	949	1,084	1,121	874	1,791	1,800	1,900
8610-0040 Volunteer Firemen	2,994	2,748	2,748	2,748	2,847	3,000	3,000
8610-0050 Property Damage Insurance	21,299	2,795	10,478	5,614	15,251	13,000	25,500
8610-0060 Property Damage-Vehicles	20,628	18,833	19,567	19,620	24,729	23,000	24,150
8610-0090 Oral Surgery	8,983	22,121	12,628	13,122	20,507	14,000	-
8610-0100 Fitness Reimb DPW	950	550	1,600	1,550	300	1,000	1,000
8610-0200 Fitness-Police	200	-	-	-	-	-	-
8610-0500 Fitness Reimb - Fire	50	-	-	-	-	-	-
8610-0600 AFLAC Fees	-	-	-	-	270	-	-
EX75 Total	62,821	55,866	54,683	50,299	74,899	64,060	64,250
TOTAL EXPENSES	<u>171,241</u>	<u>502,683</u>	<u>57,692</u>	<u>63,161</u>	<u>81,870</u>	<u>82,060</u>	<u>89,250</u>

Village of Menomonee Falls
100-170-171 Judicial
Activity Through September 30, 2012

	<u>2008</u> Actual	<u>2009</u> Actual	<u>2010</u> Actual	<u>2011</u> Actual	<u>2012</u> Thru Septe	<u>2012</u> Budget	<u>2013</u> Budget
EXPENSES							
EX10 Salaries & Wages							
8000-0000 Salaries	19,416	19,268	27,383	119,506	88,405	115,600	119,400
8001-0000 Overtime	-	-	-	1,036	54	-	-
8002-0000 Part Time Wages	<u>2,694</u>	<u>3,314</u>	<u>2,957</u>	<u>-</u>	<u>-</u>	<u>-</u>	<u>-</u>
EX10 Total	22,110	22,582	30,340	120,542	88,459	115,600	119,400
EX20 Fringe Benefits							
8010-0000 FICA	1,691	1,732	1,703	8,953	6,599	9,000	9,200
8011-0000 Pension-VMF	-	-	-	4,941	3,948	7,000	6,100
8012-0000 Pension-EEE Share	-	-	-	3,822	-	-	-
8013-0000 Health Insurance	-	-	-	26,394	19,796	26,500	25,800
8014-0000 Dental Insurance	-	-	-	1,417	1,063	1,600	1,500
8015-0000 Life Insurance	-	-	-	168	124	200	160
8016-0000 Worker's Comp Insurance	<u>58</u>	<u>59</u>	<u>56</u>	<u>285</u>	<u>252</u>	<u>310</u>	<u>400</u>
EX20 Total	1,749	1,791	1,759	45,980	31,782	44,610	43,160
EX30 Employee Training/Expense							
8070-0000 Training & Education	1,184	1,397	768	834	8,619	4,000	4,000
8080-0000 Travel Expenses	211	-	270	-	-	500	500
8082-0000 Clerical Allowance	<u>400</u>	<u>350</u>	<u>400</u>	<u>-</u>	<u>200</u>	<u>1,000</u>	<u>1,000</u>
EX30 Total	1,795	1,747	1,438	834	8,819	5,500	5,500
EX40 Materials And Supplies							
8100-0000 Office Supplies	144	469	827	645	770	1,300	1,200
8100-0170 Charge Card Fees	6,081	5,276	8,071	6,324	2,921	8,000	8,000
8100-0205 Legal Resources	-	-	-	-	-	200	200
8100-0210 Membership/Publications	205	205	100	-	-	230	300
8110-1701 Transcripts	4	-	244	-	-	200	200
8110-1702 Translators	<u>185</u>	<u>-</u>	<u>82</u>	<u>-</u>	<u>19</u>	<u>-</u>	<u>-</u>
EX40 Total	6,619	5,950	9,324	6,969	3,710	9,930	9,900
EX45 Lease/Rent Expense							
8152-6100 Rent-Copier	<u>3,386</u>	<u>3,376</u>	<u>-</u>	<u>-</u>	<u>-</u>	<u>-</u>	<u>-</u>
EX45 Total	3,386	3,376	-	-	-	-	-
EX50 Utilities							
8210-0000 Telephone Service	<u>607</u>	<u>489</u>	<u>-</u>	<u>-</u>	<u>-</u>	<u>-</u>	<u>-</u>
EX50 Total	607	489	-	-	-	-	-
EX60 Contractual Services							
8300-5001 Consulting Services	-	-	-	12,416	-	-	-
8310-0040 Witness Fees	<u>-</u>	<u>-</u>	<u>-</u>	<u>(15)</u>	<u>(66)</u>	<u>-</u>	<u>-</u>
EX60 Total	-	-	-	12,401	(66)	-	-
TOTAL EXPENSES	<u><u>36,266</u></u>	<u><u>35,935</u></u>	<u><u>42,861</u></u>	<u><u>186,726</u></u>	<u><u>132,704</u></u>	<u><u>175,640</u></u>	<u><u>177,960</u></u>

Village of Menomonee Falls
100-170-172 Legal
Activity Through September 30, 2012

	<u>2008</u> Actual	<u>2009</u> Actual	<u>2010</u> Actual	<u>2011</u> Actual	<u>2012</u> Thru Septe	<u>2012</u> Budget	<u>2013</u> Budget
EXPENSES							
EX10 Salaries & Wages							
8000-0000 Salaries	146,194	154,136	136,434	140,360	110,190	148,200	149,900
8002-0000 Part Time Wages	-	-	-	3,200	2,165	7,000	3,500
8004-0000 Temporary Help	-	-	-	13,419	17,063	16,700	20,400
8008-0000 Retirement Leave Pay-Out	-	-	-	-	-	-	28,000
EX10 Total	146,194	154,136	136,434	156,979	129,418	171,900	201,800
EX20 Fringe Benefits							
8010-0000 FICA	10,767	11,005	9,958	11,676	9,457	13,300	15,500
8011-0000 Pension-VMF	6,685	6,712	6,736	7,564	6,519	8,900	11,900
8012-0000 Pension-EEE Share	8,721	8,796	8,688	5,550	-	-	-
8013-0000 Health Insurance	17,317	19,834	19,372	20,256	15,192	20,400	20,100
8014-0000 Dental Insurance	1,111	1,212	1,134	1,134	850	1,450	1,200
8015-0000 Life Insurance	716	731	656	769	687	850	825
8016-0000 Worker's Comp Insurance	360	415	405	499	400	540	670
EX20 Total	45,677	48,705	46,949	47,448	33,105	45,440	50,195
EX30 Employee Training/Expense							
8070-0000 Training & Education	1,063	1,333	973	1,543	512	1,950	1,950
8080-0000 Travel Expenses	165	431	422	157	74	440	440
EX30 Total	1,228	1,764	1,395	1,700	586	2,390	2,390
EX40 Materials And Supplies							
8100-0205 Legal Resources	11,261	9,875	10,493	11,172	7,024	10,800	10,800
8100-0210 Membership/Publications	634	684	664	634	647	700	700
EX40 Total	11,895	10,559	11,157	11,806	7,671	11,500	11,500
EX47 Property & Equipment							
8190-8000 Computer Hardware	-	894	-	-	-	-	-
8190-8100 Computer Software	80	1,462	-	-	-	-	-
EX47 Total	80	2,356	-	-	-	-	-
EX50 Utilities							
8212-0003 Cellular Telephone Service	495	430	-	-	-	-	-
EX50 Total	495	430	-	-	-	-	-
EX60 Contractual Services							
8310-0000 Legal Services	10,595	18,137	39,387	11,383	7,892	20,000	65,000
8310-0007 Transcripts	-	-	-	611	-	400	400
8310-0008 Filing Fees	845	1,200	793	403	-	1,000	1,000
8310-0009 Legal- Environmental	56,070	(60,531)	665	235	147	-	-
8310-0011 Prosecutor	105,073	102,203	139,713	121,872	39,219	100,000	90,000
8310-0040 Witness Fees	-	-	-	-	-	250	250
8310-0041 Labor	39,332	36,040	23,821	23,625	19,948	35,000	-
EX60 Total	211,915	97,049	204,379	158,129	67,206	156,650	156,650
TOTAL EXPENSES	<u>417,484</u>	<u>314,999</u>	<u>400,314</u>	<u>376,062</u>	<u>237,986</u>	<u>387,880</u>	<u>422,535</u>

Village of Menomonee Falls
100-180 Community Life
Activity Through September 30, 2012

	<u>2008</u> <u>Actual</u>	<u>2009</u> <u>Actual</u>	<u>2010</u> <u>Actual</u>	<u>2011</u> <u>Actual</u>	<u>2012</u> <u>Thru Septe</u>	<u>2012</u> <u>Budget</u>	<u>2013</u> <u>Budget</u>
EXPENSES							
EX36 Village Centre							
8110-7407 VC-Easter Egg Hunt	-	-	-	-	-	900	800
8110-7408 VC-Fishing Clinic	1,000	1,000	1,000	1,000	1,000	1,000	1,000
8110-7409 VC-Xmas Tree Lighting	-	-	-	-	-	1,000	1,000
8110-7410 VC-Concerts	4,650	4,685	3,900	4,300	-	4,685	4,700
8110-7411 VC-Parade Admin	190	1,958	310	332	1,026	1,000	1,000
EX36 Total	5,840	7,643	5,210	5,632	2,026	8,585	8,500
EX43 Community Events							
8110-7401 Community Events	2,819	2,145	488	447	2,445	3,500	3,500
8110-7402 Fireworks	13,750	13,750	14,500	14,500	14,500	14,500	14,500
8110-7403 Senior Transportation	22,242	40,347	42,769	55,033	39,505	45,000	56,000
8110-7404 VMF Parades	6,000	6,000	6,800	6,000	4,000	6,000	6,000
8110-7406 Summer Concerts	-	-	-	-	-	500	-
8110-7412 ASCAP Music	297	309	305	310	324	310	350
EX43 Total	45,108	62,551	64,862	76,290	60,774	69,810	80,350
TOTAL EXPENSES	<u>50,948</u>	<u>70,194</u>	<u>70,072</u>	<u>81,922</u>	<u>62,800</u>	<u>78,395</u>	<u>88,850</u>

Village of Menomonee Falls
100-190 Financial Services
Activity Through September 30, 2012

	<u>2008</u> Actual	<u>2009</u> Actual	<u>2010</u> Actual	<u>2011</u> Actual	<u>2012</u> Thru Septe	<u>2012</u> Budget	<u>2013</u> Budget
EXPENSES							
EX10 Salaries & Wages							
8000-0000 Salaries	230,718	229,983	178,349	183,244	106,721	195,000	173,300
8001-0000 Overtime	435	172	88	-	371	1,200	1,200
8008-0015 Retirement Payout	-	-	-	37,562	37,562	-	-
EX10 Total	231,153	230,155	178,437	220,806	144,654	196,200	174,500
EX20 Fringe Benefits							
8010-0000 FICA	16,696	18,368	12,072	16,530	10,658	15,100	13,400
8011-0000 Pension-VMF	10,479	10,443	8,276	10,129	6,216	11,700	11,600
8012-0000 Pension-EEE Share	13,773	13,687	10,684	7,431	-	-	-
8013-0000 Health Insurance	28,668	42,891	33,737	43,047	24,260	43,200	40,700
8013-0020 Health Ins Retiree	-	-	7,588	7,848	-	-	-
8014-0000 Dental Insurance	2,556	2,843	2,173	2,340	1,311	2,500	2,300
8014-0010 Dental Ins Retiree	-	-	533	533	-	-	-
8015-0000 Life Insurance	1,169	944	661	721	254	800	270
8016-0000 Worker's Comp Insurance	660	753	620	767	697	950	580
8030-0619 Wage/Bene TID 7 Transfers	-	-	-	(902)	-	-	-
EX20 Total	74,001	89,929	76,344	88,444	43,396	74,250	68,850
EX30 Employee Training/Expense							
8070-0000 Training & Education	1,146	993	1,120	516	271	1,500	1,500
8080-0000 Travel Expenses	65	20	75	116	-	100	100
EX30 Total	1,211	1,013	1,195	632	271	1,600	1,600
EX40 Materials And Supplies							
8100-0000 Office Supplies	1,204	1,268	1,194	1,393	668	1,300	1,400
8100-0210 Membership/Publications	420	599	510	570	530	600	600
8110-0200 Small Equipment	393	111	168	535	-	500	500
8110-1901 Budget Preparation	210	12	69	188	-	500	500
EX40 Total	2,227	1,990	1,941	2,686	1,198	2,900	3,000
EX47 Property & Equipment							
8188-3001 Equipment	-	-	195	-	-	-	-
8190-6000 Office Furnishings	-	1,161	-	-	194	-	-
8190-8000 Computer Hardware	145	-	-	-	-	-	-
EX47 Total	145	1,161	195	-	194	-	-
EX60 Contractual Services							
8300-1901 Audit/Acctg. Serv.	37,050	26,461	25,588	25,872	57,255	29,870	43,000
8300-1902 Management Services	-	968	505	505	505	2,000	1,900
8300-1920 Bank Charges & Fees	-	-	16,133	10,431	7,443	13,000	13,000
EX60 Total	37,050	27,429	42,226	36,808	65,203	44,870	57,900
TOTAL EXPENSES	<u>345,787</u>	<u>351,677</u>	<u>300,338</u>	<u>349,376</u>	<u>254,916</u>	<u>319,820</u>	<u>305,850</u>

Village of Menomonee Falls
100-195 Communication & Info Serv
Activity Through September 30, 2012

	<u>2008</u> Actual	<u>2009</u> Actual	<u>2010</u> Actual	<u>2011</u> Actual	<u>2012</u> Thru Septe	<u>2012</u> Budget	<u>2013</u> Budget
EXPENSES							
EX10 Salaries & Wages							
8000-0000 Salaries	137,738	138,076	134,954	163,322	126,622	166,400	169,600
8001-0000 Overtime	<u>3,050</u>	<u>1,788</u>	<u>2,446</u>	<u>2,890</u>	<u>1,362</u>	<u>6,000</u>	<u>3,800</u>
EX10 Total	140,788	139,864	137,400	166,212	127,984	172,400	173,400
EX20 Fringe Benefits							
8010-0000 FICA	9,841	10,009	9,849	12,066	9,342	13,300	13,300
8011-0000 Pension-VMF	6,292	6,273	6,564	8,853	7,551	10,300	11,600
8012-0000 Pension-EEE Share	8,208	8,220	8,473	6,452	-	-	-
8013-0000 Health Insurance	30,795	35,354	34,369	43,613	32,710	43,900	42,700
8014-0000 Dental Insurance	1,842	2,012	1,935	2,379	1,784	2,600	2,400
8015-0000 Life Insurance	353	388	415	454	366	700	445
8016-0000 Worker's Comp Insurance	<u>496</u>	<u>576</u>	<u>558</u>	<u>546</u>	<u>520</u>	<u>590</u>	<u>575</u>
EX20 Total	57,827	62,832	62,163	74,363	52,273	71,390	71,020
EX30 Employee Training/Expense							
8070-0000 Training & Education	278	1,806	2,500	-	-	7,000	7,000
8070-0020 Education Reimbursement	-	-	-	-	-	500	500
8075-0000 Recruitment & Personnel	-	-	275	-	-	-	-
8080-0000 Travel Expenses	<u>180</u>	<u>231</u>	<u>56</u>	<u>110</u>	<u>-</u>	<u>2,000</u>	<u>2,000</u>
EX30 Total	458	2,037	2,831	110	-	9,500	9,500
EX40 Materials And Supplies							
8100-0000 Office Supplies	77	1,286	41	296	-	2,500	2,500
8100-0150 Cabling Supplies	126	403	15	313	82	500	500
8100-0155 Security Supplies	607	740	1,026	1,376	1,399	1,000	1,000
8100-0195 A/V - Supplies	67	634	103	186	646	500	500
8100-0210 Membership/Publications	-	-	-	-	-	500	500
8110-0000 Department Supplies	568	150	493	257	-	2,700	2,700
8110-0200 Small Equipment	1,114	96	558	-	49	1,000	1,000
8130-0000 Computer Supplies	<u>12,701</u>	<u>16,458</u>	<u>26,690</u>	<u>29,052</u>	<u>21,227</u>	<u>21,600</u>	<u>21,600</u>
EX40 Total	15,260	19,767	28,926	31,480	23,403	30,300	30,300
EX44 Repair/Maintenance							
8160-0195 RM-AV System	1,973	2,065	-	249	544	3,000	3,000
8160-0200 RM-Security System	2,225	3,450	4,595	2,159	141	4,500	4,500
8160-8002 RM-Cabling	-	-	5,579	161	2,405	7,000	7,000
8162-8000 RM-Computer Hardware	4,849	6,685	4,921	7,028	1,978	13,000	13,000
8162-9000 RM-Telephone System	<u>26,312</u>	<u>3,251</u>	<u>7,692</u>	<u>23,006</u>	<u>49</u>	<u>5,000</u>	<u>5,000</u>
EX44 Total	35,359	15,451	22,787	32,603	5,117	32,500	32,500
EX45 Lease/Rent Expense							
8152-6000 Rent-Off.Eq.	-	-	43,739	55,428	43,445	72,200	71,300
EX45 Total	-	-	43,739	55,428	43,445	72,200	71,300
EX47 Property & Equipment							
8190-4000 Security System	3,524	10,343	4,175	-	-	10,000	10,000
8190-5000 Telephone System	1,199	-	-	-	-	1,500	1,500
8190-6000 Office Furnishings	-	-	2,615	-	-	500	500
8190-8000 Computer Hardware	58,604	82,728	102,044	137,279	45,579	125,150	109,650
8190-8095 A/V System	840	3,979	87	195	157	6,000	6,000
8190-8100 Computer Software	1,289	2,146	25,707	3,825	46,547	77,712	124,215
8190-9000 Rev Capital Fund Payment	<u>4,000</u>	<u>4,000</u>	<u>4,000</u>	<u>4,000</u>	<u>-</u>	<u>4,000</u>	<u>4,000</u>
EX47 Total	69,456	103,196	138,628	145,299	92,283	224,862	255,865
EX50 Utilities							
8210-0000 Telephone Service	2,976	2,003	46,849	47,562	32,014	76,260	60,000
8211-0000 Emergency Notification Ser	-	-	1,313	1,787	793	2,550	1,000
8212-0000 Teletype	-	-	2,952	3,078	2,246	6,072	3,036
8212-0001 Cellular Data Service	-	524	11,845	12,369	8,226	17,260	15,805
8212-0002 Pager Service	-	-	4	-	-	-	-
8212-0003 Cellular Telephone Service	<u>1,073</u>	<u>1,190</u>	<u>13,808</u>	<u>13,208</u>	<u>9,263</u>	<u>11,200</u>	<u>9,900</u>

Village of Menomonee Falls
100-195 Communication & Info Serv
Activity Through September 30, 2012

	2008 <u>Actual</u>	2009 <u>Actual</u>	2010 <u>Actual</u>	2011 <u>Actual</u>	2012 <u>Thru Septe</u>	2012 <u>Budget</u>	2013 <u>Budget</u>
8212-0004 Internet Service	6,954	7,992	8,347	12,069	17,605	15,000	24,700
8212-0005 WAN Service	865	98	18,296	25,164	35,431	26,400	54,055
8212-0007 Data cabling	<u>223</u>	<u>-</u>	<u>-</u>	<u>-</u>	<u>-</u>	<u>-</u>	<u>-</u>
EX50 Total	12,091	11,807	103,414	115,237	105,578	154,742	168,496
EX60 Contractual Services							
8160-5000 Microsoft Enterprise Agree	-	27,798	27,353	59,448	59,448	59,500	59,500
8213-0002 Website Hosting Service	6,200	9,300	9,579	9,867	11,564	10,000	12,500
8213-0004 Website Development	3,350	350	-	-	-	2,000	2,000
8301-0000 Maintenance and Support	63,435	72,600	137,630	183,644	167,391	236,172	239,532
8302-0000 Consulting	<u>4,125</u>	<u>7,015</u>	<u>2,655</u>	<u>2,468</u>	<u>1,820</u>	<u>16,875</u>	<u>111,875</u>
EX60 Total	77,110	117,063	177,217	255,427	240,223	324,547	425,407
TOTAL EXPENSES	<u><u>408,349</u></u>	<u><u>472,017</u></u>	<u><u>717,105</u></u>	<u><u>876,159</u></u>	<u><u>690,306</u></u>	<u><u>1,092,441</u></u>	<u><u>1,237,788</u></u>

Village of Menomonee Falls
100-196 Dispatch 911
Activity Through September 30, 2012

	<u>2008</u> Actual	<u>2009</u> Actual	<u>2010</u> Actual	<u>2011</u> Actual	<u>2012</u> Thru Septe	<u>2012</u> Budget	<u>2013</u> Budget
EXPENSES							
EX10 Salaries & Wages							
8000-0000 Salaries	660,921	631,850	586,321	547,632	440,270	590,500	603,300
8001-0000 Overtime	<u>11,952</u>	<u>27,208</u>	<u>22,290</u>	<u>11,849</u>	<u>3,348</u>	<u>15,000</u>	<u>15,300</u>
EX10 Total	672,873	659,058	608,611	559,481	443,618	605,500	618,600
EX20 Fringe Benefits							
8010-0000 FICA	50,255	53,468	44,851	41,375	32,466	46,500	47,400
8011-0000 Pension-VMF	30,917	30,472	29,006	30,436	26,173	35,800	41,200
8012-0000 Pension-EEE Share	40,334	39,920	37,447	21,208	-	-	-
8013-0000 Health Insurance	129,204	139,956	132,204	128,754	88,391	130,400	97,200
8013-0020 Health Ins Retiree	-	-	7,581	7,842	-	-	-
8014-0000 Dental Insurance	7,444	7,604	7,724	8,168	6,082	8,500	8,200
8014-0010 Dental Ins Retiree	-	-	825	883	-	-	-
8015-0000 Life Insurance	1,302	1,364	897	1,007	848	1,300	980
8016-0000 Worker's Comp Insurance	<u>1,496</u>	<u>1,714</u>	<u>1,470</u>	<u>1,687</u>	<u>1,237</u>	<u>2,000</u>	<u>2,100</u>
EX20 Total	260,952	274,498	262,005	241,360	155,197	224,500	197,080
EX30 Employee Training/Expense							
8070-0000 Training & Education	1,148	696	1,228	984	-	1,500	1,000
8070-0020 Education Reimbursement	400	-	-	369	-	-	-
8090-0000 Uniforms	<u>1,500</u>	<u>1,500</u>	<u>1,337</u>	<u>1,453</u>	<u>-</u>	<u>-</u>	<u>-</u>
EX30 Total	3,048	2,196	2,565	2,806	-	1,500	1,000
EX40 Materials And Supplies							
8100-0000 Office Supplies	294	141	503	19	192	300	300
8100-0001 Recording Supplies	121	-	-	-	-	-	-
8100-0210 Membership/Publications	272	-	-	215	-	250	250
8110-0000 Department Supplies	523	221	519	228	15	-	-
8110-0003 Alarm Mailing Postage	79	408	819	467	523	850	850
8110-0200 Small Equipment	<u>-</u>	<u>-</u>	<u>236</u>	<u>-</u>	<u>-</u>	<u>-</u>	<u>-</u>
EX40 Total	1,289	770	2,077	929	730	1,400	1,400
EX44 Repair/Maintenance							
8160-4100 MCont-Radios	14,309	-	4,500	4,500	4,680	4,700	4,700
8160-6000 MCont-Off.Equip.	12,927	11,480	-	-	-	-	-
8162-4100 RM-Radio Equip.	<u>-</u>	<u>1,064</u>	<u>74</u>	<u>2,650</u>	<u>600</u>	<u>3,000</u>	<u>3,000</u>
EX44 Total	27,236	12,544	4,574	7,150	5,280	7,700	7,700
EX47 Property & Equipment							
8188-4100 Radio Hardware	345	-	1,495	-	443	400	400
8190-5901 Telephone Accessories	-	377	-	-	93	400	400
8190-8000 Computer Hardware	<u>19,854</u>	<u>-</u>	<u>-</u>	<u>-</u>	<u>-</u>	<u>-</u>	<u>-</u>
EX47 Total	20,199	377	1,495	-	536	800	800
EX50 Utilities							
8210-0000 Telephone Service	3,619	4,003	-	-	-	-	-
8212-0000 Teletype	-	2,166	-	-	-	-	-
8212-0002 Pager Service	33	50	-	-	-	-	-
8212-0003 Cellular Telephone Service	183	134	-	-	-	-	-
8212-0005 WAN Service	<u>-</u>	<u>1,361</u>	<u>-</u>	<u>-</u>	<u>-</u>	<u>-</u>	<u>-</u>
EX50 Total	3,835	7,714	-	-	-	-	-
EX60 Contractual Services							
8301-0000 Maintenance and Support	<u>9,676</u>	<u>-</u>	<u>-</u>	<u>-</u>	<u>-</u>	<u>-</u>	<u>-</u>
EX60 Total	9,676	-	-	-	-	-	-
TOTAL EXPENSES	<u><u>999,108</u></u>	<u><u>957,157</u></u>	<u><u>881,327</u></u>	<u><u>811,726</u></u>	<u><u>605,361</u></u>	<u><u>841,400</u></u>	<u><u>826,580</u></u>

Village of Menomonee Falls
100-200 Police Department
Activity Through September 30, 2012

	2008 Actual	2009 Actual	2010 Actual	2011 Actual	2012 Thru Septe	2012 Budget	2013 Budget
EXPENSES							
EX10 Salaries & Wages							
8000-0000 Salaries	4,305,920	4,354,207	4,519,143	4,473,933	3,528,285	4,636,000	4,752,000
8001-0000 Overtime	57,066	41,497	48,231	89,433	56,098	60,400	69,000
8001-2000 Vacation Pay	35,678	35,003	46,070	37,634	31,907	36,300	-
8001-2001 Holiday Pay	42,711	33,735	35,339	34,254	469	44,000	100,600
8001-2002 Comp Time	85,838	75,325	77,606	83,772	30,024	84,000	89,200
8002-0000 Part Time Wages	143,040	152,404	148,859	155,137	122,030	152,000	154,900
8004-0000 Temporary Help	26,532	13,389	13,218	12,425	398	-	-
8008-0015 Retirement Payout	-	-	42,767	33,017	-	-	-
EX10 Total	4,696,785	4,705,560	4,931,233	4,919,605	3,769,211	5,012,700	5,165,700
EX20 Fringe Benefits							
8010-0000 FICA	353,309	362,837	362,612	368,068	281,173	384,800	395,400
8011-0000 Pension-VMF	578,794	578,153	548,215	571,722	447,727	594,000	649,100
8012-0000 Pension-EEE Share	244,567	242,716	272,133	277,762	202,313	275,500	293,300
8013-0000 Health Insurance	843,846	957,995	1,026,723	1,062,499	783,000	1,051,500	903,300
8014-0000 Dental Insurance	50,779	52,977	55,670	56,913	42,009	58,750	60,700
8015-0000 Life Insurance	8,312	8,319	8,057	8,381	6,446	8,650	8,460
8016-0000 Worker's Comp Insurance	113,362	121,313	151,315	151,470	153,081	211,610	239,100
8020-0000 VEBA	11,731	12,355	13,598	15,643	9,215	14,300	14,300
8021-0000 Nationwide - VMF	-	9,000	8,900	9,000	-	9,000	9,000
8030-0200 Wage/Bene Tfr-Spec Rev	-	-	(29,464)	(66,382)	(50,765)	-	-
EX20 Total	2,204,700	2,345,665	2,417,759	2,455,076	1,874,199	2,608,110	2,572,660
EX30 Employee Training/Expense							
8070-0000 Training & Education	44,465	49,821	41,903	57,139	16,268	50,000	50,000
8070-0020 Education Reimbursement	5,236	4,108	1,456	7,013	2,237	3,500	3,000
8075-0000 Recruitment & Personnel	1,883	3,775	2,675	1,268	1,073	2,500	2,000
8076-0000 Employee Exams/Evaluatio	-	-	-	-	1,454	-	-
8080-0000 Travel Expenses	675	1,471	407	889	132	500	500
8090-0000 Uniforms	40,251	34,700	35,933	40,723	26,476	40,000	40,000
EX30 Total	92,510	93,875	82,374	107,032	47,640	96,500	95,500
EX40 Materials And Supplies							
8100-0000 Office Supplies	3,755	3,676	4,557	2,522	1,461	4,000	4,000
8100-0010 Postage	4,047	3,913	3,054	2,920	2,075	3,500	3,000
8100-0025 Printing	1,115	2,421	1,303	3	663	500	500
8100-0170 Charge Card Fees	-	-	-	554	792	-	1,000
8110-0000 Department Supplies	16,718	18,247	16,240	14,996	8,971	12,000	12,000
8110-0001 Towing & Storage	611	1,009	775	(124)	705	1,000	1,500
8110-0002 Red Tags	(125)	(235)	125	(150)	(15)	150	150
8110-0200 Small Equipment	4,234	8,930	6,597	4,988	2,293	6,000	6,000
8110-0201 Motorcycle Program	3,469	4,702	4,917	3,298	3,141	3,000	3,000
8110-2001 Investigative Expenses	1,050	2,810	2,841	2,496	1,289	2,500	2,500
8150-0000 Accreditation Expenses	(4,450)	550	1,020	8	500	500	500
8170-4000 Gas & Diesel Fuel	126,203	88,473	104,389	137,559	110,447	110,000	115,000
8170-4020 Supplies-Vehicles	2,289	3,983	3,469	117	610	2,500	2,500
EX40 Total	158,916	138,479	149,287	169,187	132,932	145,650	151,650
EX44 Repair/Maintenance							
8160-6000 MCont-Off.Equip.	9,981	9,981	-	-	-	-	-
8162-3000 RM-Equipment	4,446	4,014	3,938	1,831	2,132	3,000	3,000
8162-4000 RM-Vehicles	56,115	42,642	44,602	44,582	25,674	45,000	45,000
8162-4100 RM-Radio Equip.	6,117	1,654	604	3,296	1,205	3,000	3,000
EX44 Total	76,659	58,291	49,144	49,709	29,011	51,000	51,000
EX45 Lease/Rent Expense							
8152-6100 Rent-Copier	12,951	11,167	-	-	-	-	-
EX45 Total	12,951	11,167	-	-	-	-	-
EX47 Property & Equipment							
8188-4000 Vehicle Purchases	102,971	97,103	95,608	98,571	1,277	85,000	85,000

Village of Menomonee Falls
100-200 Police Department
Activity Through September 30, 2012

	<u>2008</u> Actual	<u>2009</u> Actual	<u>2010</u> Actual	<u>2011</u> Actual	<u>2012</u> Thru Septe	<u>2012</u> Budget	<u>2013</u> Budget
8188-4100 Radio Hardware	(1,000)	251	2,099	770	-	2,000	2,000
8190-6000 Office Furnishings	6,047	1,231	1,402	1,534	189	1,000	1,000
8190-6400 PD Fixed Assets	15,434	12,122	16,160	4,745	-	12,000	12,000
8190-8000 Computer Hardware	30,851	21,300	-	-	-	-	-
8190-8100 Computer Software	80	-	-	-	-	-	-
8190-8102 Software Modif/Adjust	718	1,575	-	475	-	2,000	2,000
8190-9000 Rev Capital Fund Payment	-	-	11,250	11,250	-	11,250	11,250
EX47 Total	155,101	133,582	126,519	117,345	1,466	113,250	113,250
EX50 Utilities							
8200-0010 Light/Power	1,835	3,449	1,840	1,771	1,253	2,000	2,000
8200-0020 Heat (Gas & Oil)	1,354	9	1,550	410	1,479	1,000	1,000
8210-0000 Telephone Service	28,011	20,598	-	-	-	-	-
8212-0000 Teletype	4,158	-	-	-	-	-	-
8212-0001 Cellular Data Service	9,924	8,370	-	-	-	-	-
EX50 Total	45,282	32,426	3,390	2,181	2,732	3,000	3,000
EX60 Contractual Services							
8160-4200 Waukesha Co 800 Megahrt	-	-	13,252	10,586	12,666	12,665	10,000
8301-0000 Maintenance and Support	40,664	46,070	-	-	-	-	-
8304-0000 Crossing Guard Contract	87,097	90,296	98,113	89,759	97,985	90,000	90,000
EX60 Total	127,761	136,366	111,365	100,345	110,651	102,665	100,000
EX75 Insurances							
8612-0000 Claims Settled	-	-	-	1,436	-	-	-
EX75 Total	-	-	-	1,436	-	-	-
TOTAL EXPENSES	<u>7,570,665</u>	<u>7,655,411</u>	<u>7,871,071</u>	<u>7,921,916</u>	<u>5,967,842</u>	<u>8,132,875</u>	<u>8,252,760</u>

Village of Menomonee Falls
100-220 Fire Department
Activity Through September 30, 2012

	2008 Actual	2009 Actual	2010 Actual	2011 Actual	2012 Thru Septe	2012 Budget	2013 Budget
EXPENSES							
EX10 Salaries & Wages							
8000-0000 Salaries	970,790	1,005,529	981,460	1,034,868	805,922	1,079,700	1,189,500
8001-0000 Overtime	12,317	8,817	11,923	15,314	7,091	14,000	14,600
8002-0000 Part Time Wages	347,766	351,905	400,087	417,514	306,820	349,000	379,900
8003-2200 POC Firemen Wages	75,371	94,422	101,120	114,622	83,250	100,000	130,000
EX10 Total	1,406,244	1,460,673	1,494,590	1,582,318	1,203,083	1,542,700	1,714,000
EX20 Fringe Benefits							
8010-0000 FICA	105,597	112,351	110,865	120,218	90,787	122,300	131,300
8011-0000 Pension-VMF	173,125	179,026	164,836	179,143	137,052	190,900	210,200
8012-0000 Pension-EEE Share	66,936	68,785	76,384	83,884	63,095	88,300	103,100
8013-0000 Health Insurance	182,449	207,265	229,482	249,766	187,526	250,300	227,700
8014-0000 Dental Insurance	11,764	13,287	13,755	14,569	10,927	15,150	16,100
8015-0000 Life Insurance	2,023	2,240	2,302	2,474	2,051	2,900	3,445
8016-0000 Worker's Comp Insurance	41,931	41,117	49,996	60,252	53,362	73,780	95,500
8019-0000 ICMA-VMF	-	8,039	9,500	9,500	7,308	9,500	9,500
8030-0000 Wage/Benefit Transfers	(2,139)	(889)	(106)	-	-	(24,550)	-
EX20 Total	581,686	631,221	657,014	719,806	552,108	728,580	796,845
EX30 Employee Training/Expense							
8070-0000 Training & Education	395	93	247	-	-	-	-
8070-0002 Training-Admin	2,508	1,189	2,014	3,074	988	2,000	2,000
8070-0003 Training-EMS	8,109	7,569	7,646	8,041	12,427	8,000	11,000
8070-0004 Training-Fire	6,872	7,750	6,917	9,648	5,520	7,000	7,000
8070-0005 Training-HM	750	175	110	570	-	500	500
8070-0006 Training-Prev	999	710	1,102	765	234	750	750
8070-0020 Education Reimbursement	2,906	1,755	1,580	2,595	2,183	3,000	3,000
8070-0021 Volunteer reimbursements	7,680	9,840	16,575	17,309	11,050	30,000	30,000
8075-0000 Recruitment & Personnel	5,687	4,868	3,600	4,730	1,378	6,500	5,000
8076-0000 Employee Exams/Evaluatio	12,300	8,086	11,652	10,160	14,655	11,500	11,500
8080-0000 Travel Expenses	-	-	69	100	293	400	400
8090-0000 Uniforms	15,460	14,107	11,892	10,767	8,991	13,500	13,500
EX30 Total	63,666	56,142	63,404	67,759	57,719	83,150	84,650
EX40 Materials And Supplies							
8100-0000 Office Supplies	2,328	1,188	1,338	1,398	441	1,400	1,400
8100-0010 Postage	981	1,050	1,215	1,599	1,265	1,500	1,500
8100-0200 Dues & Subscriptions	1,745	1,483	1,810	1,939	1,440	1,500	1,500
8110-0000 Department Supplies	1,244	2,008	41	1,008	771	2,400	2,000
8110-2201 Tech Supplies & Expenses	16,733	18,367	25,356	14,024	12,441	26,000	22,000
8110-2202 Ambulance Supplies	29,403	32,803	33,365	34,532	27,513	36,000	36,000
8110-2203 Fire Prevention	1,372	1,511	1,650	1,406	343	1,500	1,500
8110-2205 Hazard Material	-	143	725	536	528	750	750
8170-2000 Supplies-Building	5,966	6,312	6,169	6,490	4,969	6,000	6,000
8170-4000 Gas & Diesel Fuel	40,584	26,796	32,020	52,294	41,020	25,000	35,000
EX40 Total	100,356	91,661	103,689	115,226	90,731	102,050	107,650
EX44 Repair/Maintenance							
8160-4100 MCont-Radios	5,036	9,959	8,227	6,484	2,070	9,000	9,000
8160-6100 MCont/Copier	1,746	2,093	-	-	-	-	-
8162-2000 RM-Building & Grounds	12,645	22,632	22,438	37,490	11,357	21,000	21,000
8162-4000 RM-Vehicles	19,331	24,666	45,009	46,230	36,171	23,000	40,000
8162-6000 RM-Off.Equip	-	-	-	-	-	500	-
EX44 Total	38,758	59,350	75,674	90,204	49,598	53,500	70,000
EX47 Property & Equipment							
8186-2501 Station #1	-	-	-	-	-	250	250
8186-2502 Station #2	223	136	254	197	-	250	250
8186-2503 Station #3	171	19	225	327	-	250	250
8186-2504 Station #4	-	-	-	-	-	250	250
8188-4100 Radio Hardware	4,320	3,797	1,211	3,880	1,874	4,000	4,000
8190-6000 Office Furnishings	-	204	-	-	-	500	500
8190-8000 Computer Hardware	6,072	249	-	-	-	-	-

Village of Menomonee Falls
100-220 Fire Department
Activity Through September 30, 2012

	2008	2009	2010	2011	2012	2012	2013
	<u>Actual</u>	<u>Actual</u>	<u>Actual</u>	<u>Actual</u>	<u>Thru Septe</u>	<u>Budget</u>	<u>Budget</u>
8190-8100 Computer Software	4,186	659	-	-	-	-	-
8190-9000 Rev Capital Fund Payment	<u>12,000</u>	<u>24,600</u>	<u>56,642</u>	<u>68,329</u>	-	<u>80,757</u>	<u>79,665</u>
EX47 Total	26,972	29,664	58,332	72,733	1,874	86,257	85,165
EX50 Utilities							
8200-0010 Light/Power	35,815	35,297	40,469	44,111	31,851	37,000	40,000
8200-0020 Heat (Gas & Oil)	37,802	31,762	30,911	34,689	14,137	38,000	35,000
8200-0030 Water/Sewer VMF	4,536	4,884	4,639	4,439	3,394	5,200	4,800
8200-2201 Alarm System	2,291	57	-	-	-	3,000	1,500
8210-0000 Telephone Service	23,814	8,411	-	-	-	-	-
8212-0001 Cellular Data Service	-	632	-	-	-	-	-
8212-0005 WAN Service	-	9,760	-	-	-	-	-
EX50 Total	<u>104,258</u>	<u>90,803</u>	<u>76,019</u>	<u>83,239</u>	<u>49,382</u>	<u>83,200</u>	<u>81,300</u>
EX60 Contractual Services							
8110-2204 Ambulance Admin Exp	27,299	34,564	33,421	37,779	28,000	30,000	35,000
8160-4200 Waukesha Co 800 Megahrt	-	19,668	10,784	10,586	12,666	12,665	9,835
8301-0000 Maintenance and Support	<u>4,298</u>	<u>4,327</u>	-	-	-	-	-
EX60 Total	<u>31,597</u>	<u>58,559</u>	<u>44,205</u>	<u>48,365</u>	<u>40,666</u>	<u>42,665</u>	<u>44,835</u>
TOTAL EXPENSES	<u><u>2,353,537</u></u>	<u><u>2,478,073</u></u>	<u><u>2,572,927</u></u>	<u><u>2,779,650</u></u>	<u><u>2,045,161</u></u>	<u><u>2,722,102</u></u>	<u><u>2,984,445</u></u>

Village of Menomonee Falls
100-230 Fire Protection Services
Activity Through September 30, 2012

	<u>2008</u> Actual	<u>2009</u> Actual	<u>2010</u> Actual	<u>2011</u> Actual	<u>2012</u> Thru Septe	<u>2012</u> Budget	<u>2013</u> Budget
EXPENSES							
EX70 Other Operating							
8430-0000 Hydrant Rental	<u>1,631,563</u>	<u>1,643,008</u>	<u>1,684,428</u>	<u>1,663,828</u>	<u>1,243,675</u>	<u>1,658,230</u>	<u>1,658,233</u>
EX70 Total	<u>1,631,563</u>	<u>1,643,008</u>	<u>1,684,428</u>	<u>1,663,828</u>	<u>1,243,675</u>	<u>1,658,230</u>	<u>1,658,233</u>
TOTAL EXPENSES	<u><u>1,631,563</u></u>	<u><u>1,643,008</u></u>	<u><u>1,684,428</u></u>	<u><u>1,663,828</u></u>	<u><u>1,243,675</u></u>	<u><u>1,658,230</u></u>	<u><u>1,658,233</u></u>

Village of Menomonee Falls
100-260 Pest & Weed Control
Activity Through September 30, 2012

	<u>2008</u> Actual	<u>2009</u> Actual	<u>2010</u> Actual	<u>2011</u> Actual	<u>2012</u> Thru Septe	<u>2012</u> Budget	<u>2013</u> Budget
EXPENSES							
EX10 Salaries & Wages							
8000-0000 Salaries	21,128	21,619	22,023	22,370	17,500	23,000	23,400
8001-0000 Overtime	<u>2</u>	<u>-</u>	<u>-</u>	<u>69</u>	<u>-</u>	<u>-</u>	<u>-</u>
EX10 Total	21,130	21,619	22,023	22,439	17,500	23,000	23,400
EX20 Fringe Benefits							
8010-0000 FICA	1,557	1,617	1,625	1,689	1,305	1,800	1,800
8011-0000 Pension-VMF	971	975	1,060	1,212	1,033	1,400	1,600
8012-0000 Pension-EEE Share	1,267	1,277	1,368	892	-	-	-
8013-0000 Health Insurance	4,160	4,801	5,084	5,266	3,959	5,400	5,200
8014-0000 Dental Insurance	246	269	282	283	213	320	285
8015-0000 Life Insurance	<u>74</u>	<u>98</u>	<u>105</u>	<u>101</u>	<u>75</u>	<u>110</u>	<u>105</u>
EX20 Total	8,275	9,037	9,524	9,443	6,585	9,030	8,990
EX40 Materials And Supplies							
8100-0000 Office Supplies	-	11	-	-	-	-	-
8100-0220 Notices & Publications	<u>-</u>	<u>-</u>	<u>-</u>	<u>13</u>	<u>-</u>	<u>-</u>	<u>-</u>
EX40 Total	-	11	-	13	-	-	-
EX60 Contractual Services							
8300-0000 Contracts	<u>2,522</u>	<u>6,184</u>	<u>5,800</u>	<u>19,499</u>	<u>2,345</u>	<u>5,000</u>	<u>5,000</u>
EX60 Total	2,522	6,184	5,800	19,499	2,345	5,000	5,000
TOTAL EXPENSES	<u><u>31,927</u></u>	<u><u>36,851</u></u>	<u><u>37,347</u></u>	<u><u>51,394</u></u>	<u><u>26,430</u></u>	<u><u>37,030</u></u>	<u><u>37,390</u></u>

Village of Menomonee Falls
100-280 Emergency Government
Activity Through September 30, 2012

	<u>2008</u> Actual	<u>2009</u> Actual	<u>2010</u> Actual	<u>2011</u> Actual	<u>2012</u> Thru Septe	<u>2012</u> Budget	<u>2013</u> Budget
EXPENSES							
EX30 Employee Training/Expense							
8070-0000 Training & Education	<u>358</u>	-	-	-	-	500	-
EX30 Total	358	-	-	-	-	500	-
EX40 Materials And Supplies							
8110-0000 Department Supplies	<u>183</u>	<u>549</u>	-	<u>40</u>	-	<u>700</u>	<u>700</u>
EX40 Total	183	549	-	40	-	700	700
EX42 Emergency Government Supplies							
8190-8002 Computer Hardware	<u>321</u>	-	-	-	-	-	-
EX42 Total	321	-	-	-	-	-	-
EX44 Repair/Maintenance							
8162-3000 RM-Equipment	-	-	-	-	374	750	750
8162-4300 RM-Sirens	4,212	1,468	4,978	3,480	892	3,550	3,550
8162-9000 RM-Telephone System	<u>2,410</u>	-	-	-	-	-	-
EX44 Total	6,622	1,468	4,978	3,480	1,266	4,300	4,300
EX47 Property & Equipment							
8190-5000 Telephone System	<u>1,000</u>	-	-	-	-	-	-
EX47 Total	1,000	-	-	-	-	-	-
EX50 Utilities							
8200-2801 Recurring Charges	<u>2,096</u>	<u>474</u>	<u>1,088</u>	<u>1,358</u>	-	<u>1,000</u>	<u>1,000</u>
EX50 Total	2,096	474	1,088	1,358	-	1,000	1,000
TOTAL EXPENSES	<u><u>10,580</u></u>	<u><u>2,491</u></u>	<u><u>6,066</u></u>	<u><u>4,878</u></u>	<u><u>1,266</u></u>	<u><u>6,500</u></u>	<u><u>6,000</u></u>

Village of Menomonee Falls
100-290 Other Protection Services
Activity Through September 30, 2012

	<u>2008</u> Actual	<u>2009</u> Actual	<u>2010</u> Actual	<u>2011</u> Actual	<u>2012</u> Thru Septe	<u>2012</u> Budget	<u>2013</u> Budget
EXPENSES							
EX30 Employee Training/Expense							
8075-0000 Recruitment & Personnel	<u>7,415</u>	<u>6,966</u>	<u>14,138</u>	<u>1,015</u>	<u>80</u>	<u>10,000</u>	<u>1,000</u>
EX30 Total	7,415	6,966	14,138	1,015	80	10,000	1,000
EX40 Materials And Supplies							
8110-2901 Police & Fire Commission	-	145	-	14,815	-	-	-
8110-2902 Prisoner Board	<u>8,346</u>	<u>9,120</u>	<u>16,586</u>	<u>15,878</u>	<u>7,709</u>	<u>17,250</u>	<u>15,000</u>
EX40 Total	8,346	9,265	16,586	30,693	7,709	17,250	15,000
EX60 Contractual Services							
8300-2901 HAWS Contract	<u>9,570</u>	<u>9,570</u>	<u>9,570</u>	<u>9,570</u>	<u>9,570</u>	<u>9,570</u>	<u>9,570</u>
EX60 Total	9,570	9,570	9,570	9,570	9,570	9,570	9,570
TOTAL EXPENSES	<u><u>25,331</u></u>	<u><u>25,801</u></u>	<u><u>40,294</u></u>	<u><u>41,278</u></u>	<u><u>17,359</u></u>	<u><u>36,820</u></u>	<u><u>25,570</u></u>

Village of Menomonee Falls
100-400 Street Maintenance
Activity Through September 30, 2012

	<u>2008</u> Actual	<u>2009</u> Actual	<u>2010</u> Actual	<u>2011</u> Actual	<u>2012</u> Thru Septe	<u>2012</u> Budget	<u>2013</u> Budget
EXPENSES							
EX10 Salaries & Wages							
8000-0000 Salaries	1,324,817	1,214,507	1,160,556	1,070,919	786,313	1,087,800	778,700
8001-0000 Overtime	104,625	40,494	37,798	43,142	26,327	60,000	60,700
8004-0000 Temporary Help	4,621	5,422	5,664	8,141	7,589	15,000	20,000
8008-0000 Retirement Leave Pay-Out	-	-	-	22,018	-	-	-
EX10 Total	1,434,063	1,260,423	1,204,018	1,144,220	820,229	1,162,800	859,400
EX20 Fringe Benefits							
8010-0000 FICA	107,124	93,578	88,127	85,902	59,996	89,300	65,800
8011-0000 Pension-VMF	66,290	56,691	57,704	60,406	44,531	68,600	55,900
8012-0000 Pension-EEE Share	86,479	74,281	74,490	45,379	-	-	-
8013-0000 Health Insurance	387,538	388,661	384,567	366,912	249,576	354,900	245,000
8014-0000 Dental Insurance	22,405	21,443	20,918	18,855	13,740	19,400	13,800
8015-0000 Life Insurance	4,014	4,137	3,769	3,741	2,824	4,050	3,000
8016-0000 Worker's Comp Insurance	59,882	53,028	46,259	68,893	62,493	88,310	44,300
8030-0000 Wage/Benefit Transfers	(16,030)	(9,930)	(5,301)	(5,895)	(4,798)	(5,000)	(5,000)
8030-0740 Wage/Bene Storm Water Ut	(390,694)	(358,621)	(364,173)	(397,621)	(177,637)	(335,000)	(233,700)
EX20 Total	327,008	323,268	306,360	246,572	250,725	284,560	189,100
EX30 Employee Training/Expense							
8070-0000 Training & Education	140	730	808	1,293	141	500	500
8090-0000 Uniforms	5,410	6,605	7,622	7,774	6,286	7,500	12,000
EX30 Total	5,550	7,335	8,430	9,067	6,427	8,000	12,500
EX40 Materials And Supplies							
8100-0000 Office Supplies	383	341	202	310	94	400	500
8100-0030 Copier Supplies	-	-	-	-	-	150	-
8100-0210 Membership/Publications	367	418	471	389	374	400	400
8110-0000 Department Supplies	5,276	4,911	7,031	5,668	11,603	7,000	8,500
8110-0150 Medium Equip/Tools	4,118	2,164	3,851	7,076	1,339	3,000	3,000
8110-1201 Medical Supplies	1,469	1,274	2,023	1,624	731	1,500	-
8170-4000 Gas & Diesel Fuel	185,991	92,047	99,358	149,710	64,510	215,000	215,000
8182-1400 Street Light Projects	(2,562)	5,500	(3,000)	536	4,964	-	-
8182-1401 Traffic Signals	8,148	4,840	2,496	13,334	2,246	8,000	9,000
8182-1402 Signs	31,659	11,696	18,500	18,378	8,939	14,000	14,000
8182-1403 Street Repairs - Small	8,673	9,047	6,290	7,255	5,202	7,500	7,500
8182-1404 Street/Road Maint/Repair	521,088	772,643	696,666	598,425	57,132	700,000	700,000
8182-1407 Priv.Driv.Culvert Repair	7,312	3,666	4,362	876	2,991	-	2,000
8182-1410 Pavement Marking	-	39,726	33,193	33,329	14,322	38,000	38,000
EX40 Total	771,922	948,273	871,443	836,910	174,447	994,950	997,900
EX44 Repair/Maintenance							
8162-1400 RM-St.Lights	5,403	(4,399)	4,372	7,654	11,239	10,000	10,000
8162-4001 RM-Fuel System	2,031	804	2,624	14,847	7,243	2,000	5,000
8162-4002 RM-Village Centre	440	-	420	-	-	-	-
8162-4100 RM-Radio Equip.	395	350	849	551	330	1,200	1,000
EX44 Total	8,269	(3,245)	8,265	23,052	18,812	13,200	16,000
EX45 Lease/Rent Expense							
8152-3000 Rent-Equipment	-	532	66	471	291	500	500
EX45 Total	-	532	66	471	291	500	500
EX47 Property & Equipment							
8188-4100 Radio Hardware	-	-	-	-	-	40,000	500
8190-6000 Office Furnishings	-	-	-	-	166	-	-
8190-8000 Computer Hardware	-	22	-	-	-	-	-
8190-9000 Rev Capital Fund Payment	46,775	98,275	139,533	179,332	-	180,569	217,339
EX47 Total	46,775	98,297	139,533	179,332	166	220,569	217,839
EX50 Utilities							
8200-4001 Street Light Power	392,736	404,947	437,765	454,158	295,718	440,000	440,000
8200-4002 Traffic Signal Power	14,090	18,086	16,935	18,536	10,931	18,500	18,500

Village of Menomonee Falls
100-400 Street Maintenance
Activity Through September 30, 2012

	2008 <u>Actual</u>	2009 <u>Actual</u>	2010 <u>Actual</u>	2011 <u>Actual</u>	2012 <u>Thru Septe</u>	2012 <u>Budget</u>	2013 <u>Budget</u>
8210-0000 Telephone Service	2,011	1,384	-	-	-	-	-
8212-0003 Cellular Telephone Service	<u>2,662</u>	<u>2,657</u>	<u>8</u>	-	-	-	-
EX50 Total	411,499	427,074	454,708	472,694	306,649	458,500	458,500
EX51 DPW Activities							
8110-4000 Mail Box Repair/Replcmnt	1,591	1,489	1,927	1,592	375	2,000	2,500
8110-4001 Sand/Salt/Calciumchloride	315,965	194,718	262,731	274,125	270,442	225,000	250,000
8110-4002 Welding Supplies	7,664	4,985	7,461	6,427	3,209	7,000	7,000
8110-4003 Connecting Streets	21,862	2,309	16,861	-	-	-	-
8110-4007 Alternative Fuel Supplies	4,026	2,491	843	3,924	1,588	2,500	2,500
8110-4011 Waste Dumping Fee	-	1,800	-	-	-	-	-
8110-4100 Abandoned Haz.Mat.Dispos	<u>75</u>	-	-	-	-	-	-
EX51 Total	351,183	207,792	289,823	286,068	275,614	236,500	262,000
EX60 Contractual Services							
8300-0000 Contracts	-	-	-	-	-	-	125,000
EX60 Total	-	-	-	-	-	-	125,000
EX70 Other Operating							
8209-0000 Diggers Hot Line	1,896	10,228	9,551	11,326	7,594	6,500	10,000
8495-0000 Special Projects	<u>8,934</u>	<u>9,805</u>	<u>6,021</u>	<u>10,792</u>	<u>4,433</u>	<u>20,000</u>	<u>20,000</u>
EX70 Total	10,830	20,033	15,572	22,118	12,027	26,500	30,000
TOTAL EXPENSES	<u><u>3,367,099</u></u>	<u><u>3,289,782</u></u>	<u><u>3,298,218</u></u>	<u><u>3,220,504</u></u>	<u><u>1,865,387</u></u>	<u><u>3,406,079</u></u>	<u><u>3,168,739</u></u>

Village of Menomonee Falls
100-420 Equipment Maintenance
Activity Through September 30, 2012

	<u>2008</u> Actual	<u>2009</u> Actual	<u>2010</u> Actual	<u>2011</u> Actual	<u>2012</u> Thru Septe	<u>2012</u> Budget	<u>2013</u> Budget
EXPENSES							
EX10 Salaries & Wages							
8000-0000 Salaries	141,886	144,135	145,157	165,616	102,059	166,400	159,600
8001-0000 Overtime	<u>8,546</u>	<u>5,464</u>	<u>5,026</u>	<u>6,393</u>	<u>6,172</u>	<u>7,000</u>	<u>7,200</u>
EX10 Total	150,432	149,599	150,183	172,009	108,231	173,400	166,800
EX20 Fringe Benefits							
8010-0000 FICA	11,092	11,090	11,129	12,837	8,042	13,400	12,800
8011-0000 Pension-VMF	6,817	6,680	7,301	9,258	6,386	10,400	11,100
8012-0000 Pension-EEE Share	8,893	8,753	9,424	6,853	-	-	-
8013-0000 Health Insurance	39,147	45,189	47,957	54,233	26,431	53,900	44,400
8014-0000 Dental Insurance	2,307	2,514	2,641	2,960	1,435	3,200	2,500
8015-0000 Life Insurance	305	364	359	410	259	450	390
8016-0000 Worker's Comp Insurance	10,009	10,561	9,549	14,149	14,088	18,140	9,100
8030-0720 Wage/Bene WU Transfers	(826)	-	-	-	-	-	-
8030-0730 Wage/Bene SU Transfers	<u>(230)</u>	<u>-</u>	<u>-</u>	<u>-</u>	<u>-</u>	<u>-</u>	<u>-</u>
EX20 Total	77,514	85,151	88,360	100,700	56,641	99,490	80,290
EX30 Employee Training/Expense							
8070-0000 Training & Education	260	854	764	1,164	939	900	1,200
8090-0000 Uniforms	<u>4,885</u>	<u>5,330</u>	<u>5,846</u>	<u>7,110</u>	<u>5,897</u>	<u>8,100</u>	<u>9,500</u>
EX30 Total	5,145	6,184	6,610	8,274	6,836	9,000	10,700
EX40 Materials And Supplies							
8100-0000 Office Supplies	202	-	-	101	-	-	-
8100-0210 Membership/Publications	125	1,239	1,863	1,943	1,962	1,700	2,000
8110-0000 Department Supplies	124,024	120,511	120,770	137,818	62,312	125,000	145,000
8110-0009 Plow blade costs	34,322	39,428	11,987	1,951	5,132	22,000	22,000
8110-0100 Small Equip./Tools	2,741	1,546	3,898	593	830	2,200	2,200
8110-1201 Medical Supplies	<u>529</u>	<u>393</u>	<u>-</u>	<u>-</u>	<u>68</u>	<u>-</u>	<u>-</u>
EX40 Total	161,943	163,117	138,518	142,406	70,304	150,900	171,200
EX44 Repair/Maintenance							
8162-3000 RM-Equipment	(4,399)	1,794	1,916	1,866	2,184	1,500	2,000
8162-4000 RM-Vehicles	-	610	(277)	160	-	-	-
8162-4100 RM-Radio Equip.	<u>653</u>	<u>266</u>	<u>454</u>	<u>-</u>	<u>98</u>	<u>500</u>	<u>200</u>
EX44 Total	(3,746)	2,670	2,093	2,026	2,282	2,000	2,200
EX47 Property & Equipment							
8188-4200 Service Equipment	<u>1,299</u>	<u>1,570</u>	<u>723</u>	<u>-</u>	<u>3,158</u>	<u>-</u>	<u>-</u>
EX47 Total	1,299	1,570	723	-	3,158	-	-
EX51 DPW Activities							
8110-4002 Welding Supplies	<u>42</u>	<u>-</u>	<u>-</u>	<u>-</u>	<u>301</u>	<u>-</u>	<u>-</u>
EX51 Total	42	-	-	-	301	-	-
EX60 Contractual Services							
8300-0420 Contract R&M Equipment	<u>27,072</u>	<u>21,383</u>	<u>15,508</u>	<u>9,385</u>	<u>3,127</u>	<u>25,000</u>	<u>20,000</u>
EX60 Total	27,072	21,383	15,508	9,385	3,127	25,000	20,000
TOTAL EXPENSES	<u><u>419,701</u></u>	<u><u>429,674</u></u>	<u><u>401,995</u></u>	<u><u>434,800</u></u>	<u><u>250,880</u></u>	<u><u>459,790</u></u>	<u><u>451,190</u></u>

Village of Menomonee Falls
100-440-441 Good Hope Garage
Activity Through September 30, 2012

	<u>2008</u> Actual	<u>2009</u> Actual	<u>2010</u> Actual	<u>2011</u> Actual	<u>2012</u> Thru Septe	<u>2012</u> Budget	<u>2013</u> Budget
EXPENSES							
EX40 Materials And Supplies							
8110-0000 Department Supplies	<u>1,557</u>	<u>1,924</u>	<u>1,795</u>	<u>1,713</u>	<u>814</u>	<u>1,600</u>	<u>-</u>
EX40 Total	1,557	1,924	1,795	1,713	814	1,600	-
EX44 Repair/Maintenance							
8162-2000 RM-Building & Grounds	9,709	5,871	3,687	6,407	10,248	6,000	-
8162-2200 RM-Furnace	<u>1,217</u>	<u>-</u>	<u>-</u>	<u>-</u>	<u>-</u>	<u>-</u>	<u>-</u>
EX44 Total	10,926	5,871	3,687	6,407	10,248	6,000	-
EX50 Utilities							
8200-0010 Light/Power	14,280	15,262	15,599	17,451	11,842	17,000	-
8200-0020 Heat (Gas & Oil)	24,565	22,628	18,346	17,311	9,962	26,000	-
8200-0030 Water/Sewer VMF	1,976	2,142	1,795	2,284	1,755	3,000	-
8200-0040 Utility-Otto Property	124	862	834	560	406	600	-
8200-0050 Utility-Sunnyside School	-	-	-	-	45	-	-
8200-2201 Alarm System	419	419	419	419	419	500	-
8210-0000 Telephone Service	3,750	1,854	-	-	-	-	-
8212-0005 WAN Service	<u>-</u>	<u>1,554</u>	<u>-</u>	<u>-</u>	<u>-</u>	<u>-</u>	<u>-</u>
EX50 Total	45,114	44,721	36,993	38,025	24,429	47,100	-
TOTAL EXPENSES	<u><u>57,597</u></u>	<u><u>52,516</u></u>	<u><u>42,475</u></u>	<u><u>46,145</u></u>	<u><u>35,491</u></u>	<u><u>54,700</u></u>	<u><u>-</u></u>

Village of Menomonee Falls
100-440-442 Water Street Garage
Activity Through September 30, 2012

	<u>2008</u> Actual	<u>2009</u> Actual	<u>2010</u> Actual	<u>2011</u> Actual	<u>2012</u> Thru Septe	<u>2012</u> Budget	<u>2013</u> Budget
EXPENSES							
EX40 Materials And Supplies							
8110-0000 Department Supplies	<u>1,658</u>	<u>1,203</u>	<u>3,412</u>	<u>535</u>	<u>1,845</u>	<u>1,200</u>	-
EX40 Total	1,658	1,203	3,412	535	1,845	1,200	-
EX44 Repair/Maintenance							
8162-2000 RM-Building & Grounds	<u>3,250</u>	<u>3,158</u>	<u>3,727</u>	<u>1,663</u>	<u>3,486</u>	<u>5,000</u>	-
EX44 Total	3,250	3,158	3,727	1,663	3,486	5,000	-
EX50 Utilities							
8200-0010 Light/Power	7,422	9,085	9,433	9,218	4,898	10,500	-
8200-0020 Heat (Gas & Oil)	21,079	13,623	17,997	12,976	6,401	20,000	-
8200-0030 Water/Sewer VMF	1,248	1,102	1,127	960	341	1,600	-
8200-2201 Alarm System	535	419	642	419	419	500	-
8210-0000 Telephone Service	3,412	1,505	-	-	-	-	-
8212-0005 WAN Service	-	<u>1,502</u>	-	-	-	-	-
EX50 Total	<u>33,696</u>	<u>27,236</u>	<u>29,199</u>	<u>23,573</u>	<u>12,059</u>	<u>32,600</u>	-
TOTAL EXPENSES	<u><u>38,604</u></u>	<u><u>31,597</u></u>	<u><u>36,338</u></u>	<u><u>25,771</u></u>	<u><u>17,390</u></u>	<u><u>38,800</u></u>	<u><u>-</u></u>

Village of Menomonee Falls
100-580-582 Old Falls Maintenance
Activity Through September 30, 2012

	<u>2008</u> Actual	<u>2009</u> Actual	<u>2010</u> Actual	<u>2011</u> Actual	<u>2012</u> Thru Septe	<u>2012</u> Budget	<u>2013</u> Budget
EXPENSES							
EX44 Repair/Maintenance							
8162-2000 RM-Building & Grounds	<u>2,702</u>	<u>16,623</u>	<u>12,814</u>	<u>27,901</u>	<u>10,596</u>	<u>10,000</u>	<u>15,000</u>
EX44 Total	<u>2,702</u>	<u>16,623</u>	<u>12,814</u>	<u>27,901</u>	<u>10,596</u>	<u>10,000</u>	<u>15,000</u>
EX50 Utilities							
8200-0010 Light/Power	5,018	3,311	5,413	5,356	3,924	6,500	6,500
8200-0020 Heat (Gas & Oil)	5,318	4,745	3,613	3,438	1,665	6,000	4,500
8200-0030 Water/Sewer VMF	1,927	1,685	2,033	2,877	1,127	2,200	2,200
8200-2201 Alarm System	419	944	707	1,273	1,225	700	700
8210-0000 Telephone Service	<u>245</u>	<u>376</u>	<u>-</u>	<u>-</u>	<u>-</u>	<u>-</u>	<u>-</u>
EX50 Total	<u>12,927</u>	<u>11,061</u>	<u>11,766</u>	<u>12,944</u>	<u>7,941</u>	<u>15,400</u>	<u>13,900</u>
TOTAL EXPENSES	<u><u>15,629</u></u>	<u><u>27,684</u></u>	<u><u>24,580</u></u>	<u><u>40,845</u></u>	<u><u>18,537</u></u>	<u><u>25,400</u></u>	<u><u>28,900</u></u>

Village of Menomonee Falls
100-620 Parks & Forestry Operations
Activity Through September 30, 2012

	2008 Actual	2009 Actual	2010 Actual	2011 Actual	2012 Thru Septe	2012 Budget	2013 Budget
EXPENSES							
EX10 Salaries & Wages							
8000-0000 Salaries	388,090	367,863	306,467	264,267	201,412	267,500	297,300
8001-0000 Overtime	30,143	10,122	6,816	8,759	5,284	22,000	30,300
8004-0000 Temporary Help	17,563	34,579	40,841	37,794	25,643	30,000	30,000
EX10 Total	435,796	412,564	354,124	310,820	232,339	319,500	357,600
EX20 Fringe Benefits							
8010-0000 FICA	32,986	33,270	26,083	23,181	17,041	24,600	27,400
8011-0000 Pension-VMF	19,070	18,248	16,165	16,138	12,333	17,200	21,800
8012-0000 Pension-EEE Share	24,878	23,946	20,868	11,819	-	-	-
8013-0000 Health Insurance	114,663	116,776	105,275	87,329	58,621	84,700	80,800
8013-0020 Health Ins Retiree	-	-	15,175	-	-	-	-
8014-0000 Dental Insurance	6,365	6,429	5,684	4,618	3,374	4,900	4,600
8014-0010 Dental Ins Retiree	-	-	1,067	-	-	-	-
8015-0000 Life Insurance	1,242	1,363	963	793	661	900	1,100
8016-0000 Worker's Comp Insurance	21,387	19,514	13,993	20,704	17,517	26,540	17,800
EX20 Total	220,591	219,546	205,273	164,582	109,547	158,840	153,500
EX30 Employee Training/Expense							
8070-0000 Training & Education	215	699	225	-	-	250	250
EX30 Total	215	699	225	-	-	250	250
EX40 Materials And Supplies							
8110-0000 Department Supplies	9,763	12,216	8,825	13,827	9,861	9,000	10,000
8110-1501 Custodial Supplies	1,080	1,605	757	1,726	941	1,500	2,000
8110-6201 Main Pk Bldg Supplies	559	332	-	-	-	-	-
8110-6203 Chemicals	2,085	5,532	3,673	2,474	1,409	1,600	1,600
8110-6206 Personal Protection Equipm	1,390	432	-	-	-	-	-
8170-4000 Gas & Diesel Fuel	29,556	17,487	20,516	28,383	17,773	20,000	20,000
8182-1402 Signs	900	2,223	645	1,490	831	1,000	1,200
8182-1620 Misc Park Improvements	1,686	1,274	1,630	94	-	1,500	1,500
8182-1623 Park Vandalism	1,069	403	1,542	1,668	(585)	1,000	1,000
EX40 Total	48,088	41,504	37,588	49,662	30,230	35,600	37,300
EX44 Repair/Maintenance							
8162-2000 RM-Building & Grounds	2,591	1,272	6,912	3,415	2,379	2,500	3,000
8162-4000 RM-Vehicles	31,173	33,101	51,643	30,838	16,977	35,000	30,000
8162-4100 RM-Radio Equip.	630	220	470	124	100	500	200
EX44 Total	34,394	34,593	59,025	34,377	19,456	38,000	33,200
EX46 Forestry							
8110-6202 Forestry Supplies	12	470	1,547	1,766	2,045	15,000	1,500
8110-6205 Forestry Chemicals	320	740	-	338	566	500	500
8182-1621 Plants And Shrubs	5,347	1,174	541	938	91	1,000	500
8182-1622 Landscape/Restorations	323	75	-	336	-	-	-
8182-1624 Insect & Disease	-	-	-	250	12	1,000	1,000
8182-1625 Trees	30	350	295	696	153	2,000	1,000
8182-1626 Invasive Species Control	940	-	-	-	-	1,000	20,000
EX46 Total	6,972	2,809	2,383	4,324	2,867	20,500	24,500
EX50 Utilities							
8200-0010 Light/Power	27,533	31,152	33,016	37,688	21,393	31,000	25,000
8200-0020 Heat (Gas & Oil)	10,599	11,840	9,491	9,858	3,691	15,000	8,000
8200-0030 Water/Sewer VMF	15,846	14,906	12,499	11,449	8,640	15,000	10,000
8210-0000 Telephone Service	1,292	570	-	-	-	-	-
8220-2201 Alarm System	719	419	642	419	419	1,000	-
EX50 Total	55,989	58,887	55,648	59,414	34,143	62,000	43,000
EX60 Contractual Services							
8300-0420 Contract R&M Equipment	1,352	1,728	291	3,444	-	-	-
8300-0620 Contract Lawn Care	7,500	15,340	33,674	42,852	33,203	48,000	65,000
8300-0621 Contract Tree Maintenance	-	-	-	-	-	25,000	25,000

Village of Menomonee Falls
100-620 Parks & Forestry Operations
Activity Through September 30, 2012

	<u>2008</u> Actual	<u>2009</u> Actual	<u>2010</u> Actual	<u>2011</u> Actual	<u>2012</u> Thru Septe	<u>2012</u> Budget	<u>2013</u> Budget
EX60 Total	8,852	17,068	33,965	46,296	33,203	73,000	90,000
TOTAL EXPENSES	<u>810,897</u>	<u>787,670</u>	<u>748,231</u>	<u>669,475</u>	<u>461,785</u>	<u>707,690</u>	<u>739,350</u>

Village of Menomonee Falls
100-640 Parks Projects
Activity Through September 30, 2012

	<u>2008</u> Actual	<u>2009</u> Actual	<u>2010</u> Actual	<u>2011</u> Actual	<u>2012</u> Thru Septe	<u>2012</u> Budget	<u>2013</u> Budget
EXPENSES							
EX48 Park Projects							
8110-6401 Portable Toilet Rental	1,804	1,868	2,583	2,737	2,563	2,500	3,000
8110-6402 Christmas Decorations	23	407	1,316	1,426	(39)	800	800
8182-1641 Impr-Ball Diamond	4,230	9,868	9,364	6,203	9,746	7,000	7,000
8182-1642 Impr-Lime Kiln Park	69	181	-	-	9,322	500	500
8182-1643 Impr-M.River Pkwy.	251	-	298	5,272	-	500	500
8182-1644 Impr-Riverside Park	117	-	-	-	-	500	500
8182-1645 Impr-Rotary Park	906	185	570	14,124	285	800	800
8182-1646 Impr-Tennis Ct Maint	371	562	535	285	-	2,000	2,000
8182-1647 Impr-Village Park	851	328	1,386	695	4,858	1,000	1,000
8182-1649 Impr-Willowood Park	1,090	77	1,172	12,074	485	1,000	1,000
8182-1651 Impr-Parkland Misc.	155	821	-	-	3,556	1,000	1,000
8182-1652 Impr-Oakwood Park	487	935	644	14,174	534	1,000	1,000
8182-1653 Impr-Mill Pond Park	105	219	51	390	1,123	500	500
8182-1659 River's Edge Park	-	-	-	-	1,064	-	1,000
EX48 Total	10,459	15,451	17,919	57,380	33,497	19,100	20,600
TOTAL EXPENSES	<u>10,459</u>	<u>15,451</u>	<u>17,919</u>	<u>57,380</u>	<u>33,497</u>	<u>19,100</u>	<u>20,600</u>

Village of Menomonee Falls
100-750 CDA (Comm.Devel.Auth.)
Activity Through September 30, 2012

	<u>2008</u> Actual	<u>2009</u> Actual	<u>2010</u> Actual	<u>2011</u> Actual	<u>2012</u> Thru Septe	<u>2012</u> Budget	<u>2013</u> Budget
EXPENSES							
EX10 Salaries & Wages							
8000-0000 Salaries	<u>15,904</u>	<u>18,503</u>	<u>24,876</u>	<u>25,959</u>	<u>18,294</u>	<u>22,200</u>	<u>23,600</u>
EX10 Total	15,904	18,503	24,876	25,959	18,294	22,200	23,600
EX20 Fringe Benefits							
8010-0000 FICA	1,178	1,372	1,991	1,434	1,282	1,800	1,800
8011-0000 Pension-VMF	731	835	1,078	1,379	1,079	1,400	1,600
8012-0000 Pension-EEE Share	852	1,093	1,392	852	-	-	-
8013-0000 Health Insurance	2,764	3,437	2,648	2,739	2,055	2,800	2,800
8014-0000 Dental Insurance	168	203	284	304	246	500	330
8015-0000 Life Insurance	<u>103</u>	<u>133</u>	<u>74</u>	<u>68</u>	<u>68</u>	<u>100</u>	<u>110</u>
EX20 Total	5,796	7,073	7,467	6,776	4,730	6,600	6,640
EX40 Materials And Supplies							
8100-0210 Membership/Publications	<u>1,097</u>	<u>829</u>	<u>632</u>	<u>75</u>	<u>48</u>	<u>600</u>	<u>600</u>
EX40 Total	1,097	829	632	75	48	600	600
EX49 Comm Development							
8110-7501 Marketing	1,995	3,415	1,995	3,795	1,195	4,000	4,000
8110-7504 Local Tourism	651	589	445	275	150	650	650
8110-7505 Visitor/Tourist Bureau	15,000	15,000	15,000	15,000	-	15,000	15,000
8110-7506 Tourism Reimbursement	-	-	-	30,108	-	-	-
8110-7901 Chamber Of Commerce	<u>-</u>	<u>1,375</u>	<u>-</u>	<u>-</u>	<u>1,255</u>	<u>1,500</u>	<u>1,500</u>
EX49 Total	17,646	20,379	17,440	49,178	2,600	21,150	21,150
TOTAL EXPENSES	<u><u>40,443</u></u>	<u><u>46,784</u></u>	<u><u>50,415</u></u>	<u><u>81,988</u></u>	<u><u>25,672</u></u>	<u><u>50,550</u></u>	<u><u>51,990</u></u>

Village of Menomonee Falls
100-760 Engineering
Activity Through September 30, 2012

	2008 Actual	2009 Actual	2010 Actual	2011 Actual	2012 Thru Septe	2012 Budget	2013 Budget
EXPENSES							
EX10 Salaries & Wages							
8000-0000 Salaries	492,464	499,979	467,055	478,606	367,102	483,500	414,000
8001-0000 Overtime	5,535	2,645	5,663	5,222	7,543	6,000	6,100
8002-0000 Part Time Wages	2,863	-	-	-	-	-	-
8004-0000 Temporary Help	3,793	9,274	7,969	9,391	12,856	13,000	13,000
EX10 Total	504,655	511,898	480,687	493,219	387,501	502,500	433,100
EX20 Fringe Benefits							
8010-0000 FICA	37,404	40,860	36,348	37,769	28,966	38,600	33,200
8011-0000 Pension-VMF	22,898	23,247	22,543	25,790	22,104	29,000	28,000
8012-0000 Pension-EEE Share	29,872	30,428	29,102	18,741	-	-	-
8013-0000 Health Insurance	96,583	107,351	95,533	98,349	83,227	98,500	63,200
8013-0010 Health/Dental Payout	-	-	17,401	18,078	-	-	-
8014-0000 Dental Insurance	5,546	6,065	5,326	5,643	5,032	5,600	4,200
8015-0000 Life Insurance	951	1,010	627	673	542	700	565
8016-0000 Worker's Comp Insurance	1,557	1,731	1,499	1,463	1,141	1,580	1,500
8030-0200 Wage/Bene Tfr-Spec Rev	-	(12,110)	(928)	-	-	-	-
8030-0210 Wage/Bene MF Transfers	-	(782)	(24,075)	(45)	-	-	-
8030-0610 Wage/Bene CP Transfers	(319,489)	(289,857)	(304,917)	(373,052)	(226,947)	(263,000)	(263,000)
8030-0615 Wage/Bene TID 4 Transfers	(74)	-	(352)	(874)	-	-	-
8030-0616 Wage/Bene TID 5 Transfers	(37)	(17,835)	(31,853)	(711)	(18,614)	-	-
8030-0618 Wage/Bene TID 6 Transfers	(17,651)	(1,348)	(394)	(3,529)	-	(500)	-
8030-0619 Wage/Bene TID 7 Transfers	(29,822)	(11,105)	(1,259)	-	-	-	-
8030-0620 Wage/Bene TID 8 Transfers	-	-	(6,020)	(12,767)	(646)	(7,000)	(3,000)
8030-0621 Wage/Bene TID 9 Transfers	-	(939)	-	(5,142)	(254)	(500)	(1,000)
8030-0630 Wage/Bene TID 10 Transfe	-	-	-	(4,194)	-	-	(3,000)
8030-0631 Wage/Bene TID 11 Transfer	-	-	-	(136)	-	-	-
8030-0720 Wage/Bene WU Transfers	(49,011)	(31,556)	(20,561)	(87,104)	(90,737)	(24,000)	(24,000)
8030-0730 Wage/Bene SU Transfers	(14,160)	(40,470)	(42,825)	(45,054)	(16,751)	(24,000)	(24,000)
8030-0740 Wage/Bene Storm Water Ut	(51,644)	(89,491)	(74,881)	(66,798)	(57,235)	(44,000)	(44,000)
EX20 Total	(287,077)	(284,801)	(299,686)	(392,900)	(270,172)	(189,020)	(231,335)
EX30 Employee Training/Expense							
8070-0000 Training & Education	1,590	2,980	4,006	3,445	2,122	5,000	5,000
8070-0001 Training-Data Base GIS	171	93	351	323	-	500	1,000
8070-0008 Training-Computer	-	-	900	-	-	1,000	1,000
8080-0000 Travel Expenses	-	-	-	-	26	-	-
EX30 Total	1,761	3,073	5,257	3,768	2,148	6,500	7,000
EX40 Materials And Supplies							
8100-0000 Office Supplies	652	852	1,012	628	360	2,300	2,300
8100-0210 Membership/Publications	270	198	318	215	215	900	900
8110-0000 Department Supplies	1,035	1,106	1,435	506	1,017	1,000	1,000
8170-4000 Gas & Diesel Fuel	3,391	2,781	3,058	3,387	3,468	5,000	5,000
EX40 Total	5,348	4,937	5,823	4,736	5,060	9,200	9,200
EX44 Repair/Maintenance							
8162-4000 RM-Vehicles	1,081	2,271	2,564	2,106	4,619	3,000	3,000
8162-4100 RM-Radio Equip.	-	-	39	150	-	500	500
8162-6000 RM-Off.Equip	1,268	973	-	-	-	2,000	2,000
EX44 Total	2,349	3,244	2,603	2,256	4,619	5,500	5,500
EX47 Property & Equipment							
8190-9000 Rev Capital Fund Payment	-	3,570	5,670	3,570	-	3,570	3,570
EX47 Total	-	3,570	5,670	3,570	-	3,570	3,570
EX50 Utilities							
8210-0000 Telephone Service	1,067	3,028	-	-	-	-	-
8212-0001 Cellular Data Service	-	553	-	-	-	-	-
EX50 Total	1,067	3,581	-	-	-	-	-
EX60 Contractual Services							

Village of Menomonee Falls
100-760 Engineering
Activity Through September 30, 2012

	<u>2008</u> Actual	<u>2009</u> Actual	<u>2010</u> Actual	<u>2011</u> Actual	<u>2012</u> Thru Septe	<u>2012</u> Budget	<u>2013</u> Budget
8300-0000 Contracts	3,500	-	17,179	28,912	4,545	20,000	20,000
8300-0001 Contract GIS Update	4,267	2,967	2,048	187	-	-	-
8301-0000 Maintenance and Support	1,655	2,195	-	-	-	-	-
EX60 Total	9,422	5,162	19,227	29,099	4,545	20,000	20,000
TOTAL EXPENSES	<u>237,525</u>	<u>250,664</u>	<u>219,581</u>	<u>143,748</u>	<u>133,701</u>	<u>358,250</u>	<u>247,035</u>

Village of Menomonee Falls
100-770 Zoning/Inspections
Activity Through September 30, 2012

	<u>2008</u> Actual	<u>2009</u> Actual	<u>2010</u> Actual	<u>2011</u> Actual	<u>2012</u> Thru Septe	<u>2012</u> Budget	<u>2013</u> Budget
EXPENSES							
EX10 Salaries & Wages							
8000-0000 Salaries	124,576	130,763	131,517	135,779	106,752	139,700	143,600
8001-0000 Overtime	8	-	-	275	-	1,000	1,000
8002-0000 Part Time Wages	10,329	10,551	-	-	-	-	-
8004-0000 Temporary Help	-	-	-	3,880	4,175	5,000	5,000
EX10 Total	<u>134,913</u>	<u>141,314</u>	<u>131,517</u>	<u>139,934</u>	<u>110,927</u>	<u>145,700</u>	<u>149,600</u>
EX20 Fringe Benefits							
8010-0000 FICA	9,814	10,393	9,657	10,408	8,211	11,300	11,500
8011-0000 Pension-VMF	6,132	6,307	6,363	7,331	6,298	8,400	9,700
8012-0000 Pension-EEE Share	8,000	8,266	8,215	5,379	-	-	-
8013-0000 Health Insurance	32,146	36,831	39,027	40,401	30,339	40,600	39,600
8014-0000 Dental Insurance	1,915	2,093	2,196	2,198	1,650	2,400	2,200
8015-0000 Life Insurance	456	600	678	667	494	800	645
8016-0000 Worker's Comp Insurance	368	395	368	441	340	475	575
EX20 Total	<u>58,831</u>	<u>64,885</u>	<u>66,504</u>	<u>66,825</u>	<u>47,332</u>	<u>63,975</u>	<u>64,220</u>
EX30 Employee Training/Expense							
8070-0000 Training & Education	824	572	593	-	1,015	2,000	2,000
8080-0000 Travel Expenses	-	-	34	-	-	-	-
EX30 Total	<u>824</u>	<u>572</u>	<u>627</u>	<u>-</u>	<u>1,015</u>	<u>2,000</u>	<u>2,000</u>
EX40 Materials And Supplies							
8100-0000 Office Supplies	55	107	29	-	-	1,000	1,000
8100-0050 Records Management	17	9	92	-	10	-	-
8100-0210 Membership/Publications	352	748	(12)	488	92	500	500
8100-0220 Notices & Publications	666	680	1,566	719	540	500	500
8110-0000 Department Supplies	183	95	-	-	555	1,000	1,000
8110-7701 Building Seals	2,437	-	-	1,520	-	2,000	2,000
8110-7702 House Numbers	2,950	-	-	679	-	1,500	1,500
8170-4000 Gas & Diesel Fuel	201	182	213	176	317	500	500
EX40 Total	<u>6,861</u>	<u>1,821</u>	<u>1,888</u>	<u>3,582</u>	<u>1,514</u>	<u>7,000</u>	<u>7,000</u>
EX44 Repair/Maintenance							
8160-6000 MCont-Off.Equip.	-	-	-	-	-	200	200
8162-4000 RM-Vehicles	-	-	111	3	999	500	500
EX44 Total	<u>-</u>	<u>-</u>	<u>111</u>	<u>3</u>	<u>999</u>	<u>700</u>	<u>700</u>
EX47 Property & Equipment							
8190-8000 Computer Hardware	3,568	-	-	-	-	-	-
8190-8100 Computer Software	863	-	-	-	-	-	-
EX47 Total	<u>4,431</u>	<u>-</u>	<u>-</u>	<u>-</u>	<u>-</u>	<u>-</u>	<u>-</u>
EX50 Utilities							
8210-0000 Telephone Service	62	46	-	-	-	-	-
8212-0001 Cellular Data Service	-	1,057	-	-	-	-	-
8212-0005 WAN Service	180	-	-	-	-	-	-
EX50 Total	<u>242</u>	<u>1,103</u>	<u>-</u>	<u>-</u>	<u>-</u>	<u>-</u>	<u>-</u>
EX60 Contractual Services							
8300-2401 Building Inspector	204,491	185,409	180,212	157,987	121,469	200,000	200,000
8300-2402 Weights/Measures Contract	8,000	8,000	8,000	8,000	8,800	8,000	9,000
EX60 Total	<u>212,491</u>	<u>193,409</u>	<u>188,212</u>	<u>165,987</u>	<u>130,269</u>	<u>208,000</u>	<u>209,000</u>
TOTAL EXPENSES	<u><u>418,593</u></u>	<u><u>403,104</u></u>	<u><u>388,859</u></u>	<u><u>376,331</u></u>	<u><u>292,056</u></u>	<u><u>427,375</u></u>	<u><u>432,520</u></u>

Village of Menomonee Falls
100-790 Planning
Activity Through September 30, 2012

	<u>2008</u> Actual	<u>2009</u> Actual	<u>2010</u> Actual	<u>2011</u> Actual	<u>2012</u> Thru Septe	<u>2012</u> Budget	<u>2013</u> Budget
EXPENSES							
EX10 Salaries & Wages							
8000-0000 Salaries	147,764	210,324	167,773	177,348	137,840	182,200	190,800
8001-0000 Overtime	-	217	-	41	41	3,000	3,000
8002-0000 Part Time Wages	6,822	-	-	-	-	-	-
8004-0000 Temporary Help	-	-	-	-	-	3,000	3,000
8008-0000 Retirement Leave Pay-Out	-	-	-	-	-	-	9,400
EX10 Total	<u>154,586</u>	<u>210,541</u>	<u>167,773</u>	<u>177,389</u>	<u>137,881</u>	<u>188,200</u>	<u>206,200</u>
EX20 Fringe Benefits							
8010-0000 FICA	11,271	19,022	11,872	12,915	10,197	14,500	15,800
8011-0000 Pension-VMF	6,997	9,872	7,836	9,384	8,135	11,100	13,600
8012-0000 Pension-EEE Share	9,129	12,936	10,117	6,738	-	-	-
8013-0000 Health Insurance	38,542	50,057	45,356	55,109	41,331	55,300	54,100
8013-0020 Health Ins Retiree	-	-	15,175	15,697	-	-	-
8014-0000 Dental Insurance	2,181	2,906	2,563	3,040	2,280	3,200	3,100
8014-0010 Dental Ins Retiree	-	-	1,067	1,067	-	-	-
8015-0000 Life Insurance	685	862	407	426	336	600	460
8016-0000 Worker's Comp Insurance	464	303	404	499	390	540	685
8030-0615 Wage/Bene TID 4 Transfers	-	(18,551)	-	-	-	-	-
8030-0616 Wage/Bene TID 5 Transfers	-	(13,913)	-	-	-	-	-
8030-0618 Wage/Bene TID 6 Transfers	(31,238)	(13,913)	-	-	-	-	-
8030-0619 Wage/Bene TID 7 Transfers	(6,952)	(14,446)	-	(171)	-	-	-
8030-0620 Wage/Bene TID 8 Transfers	(31,238)	(23,188)	-	-	-	-	-
8030-0621 Wage/Bene TID 9 Transfers	-	(9,275)	-	-	-	-	-
EX20 Total	<u>(159)</u>	<u>2,672</u>	<u>94,797</u>	<u>104,704</u>	<u>62,669</u>	<u>85,240</u>	<u>87,745</u>
EX30 Employee Training/Expense							
8070-0000 Training & Education	3,056	4,523	623	433	858	4,000	4,000
8080-0000 Travel Expenses	546	227	226	79	42	300	300
EX30 Total	<u>3,602</u>	<u>4,750</u>	<u>849</u>	<u>512</u>	<u>900</u>	<u>4,300</u>	<u>4,300</u>
EX40 Materials And Supplies							
8100-0000 Office Supplies	2,693	1,677	953	1,394	1,008	1,500	1,500
8100-0050 Records Management	2,040	84	9	9	270	2,000	2,000
8100-0210 Membership/Publications	412	20	345	1,768	105	1,500	1,500
8100-0220 Notices & Publications	5,004	3,319	2,723	2,543	995	3,500	3,500
8100-0225 Recording Fees	730	769	510	973	300	1,000	1,000
8110-0000 Department Supplies	103	9	-	32	275	1,000	1,000
EX40 Total	<u>10,982</u>	<u>5,878</u>	<u>4,540</u>	<u>6,719</u>	<u>2,953</u>	<u>10,500</u>	<u>10,500</u>
EX50 Utilities							
8210-0000 Telephone Service	130	939	-	-	-	-	-
EX50 Total	<u>130</u>	<u>939</u>	<u>-</u>	<u>-</u>	<u>-</u>	<u>-</u>	<u>-</u>
EX60 Contractual Services							
8300-7901 Planning Consultant Fee	(1,457)	22,554	-	-	-	-	-
8300-7902 TID #7 Preplanning Exp	1,457	-	-	-	-	-	-
EX60 Total	<u>-</u>	<u>22,554</u>	<u>-</u>	<u>-</u>	<u>-</u>	<u>-</u>	<u>-</u>
TOTAL EXPENSES	<u><u>169,141</u></u>	<u><u>247,334</u></u>	<u><u>267,959</u></u>	<u><u>289,324</u></u>	<u><u>204,403</u></u>	<u><u>288,240</u></u>	<u><u>308,745</u></u>

Village of Menomonee Falls
100-800 Debt Service
Activity Through September 30, 2012

	<u>2008</u> Actual	<u>2009</u> Actual	<u>2010</u> Actual	<u>2011</u> Actual	<u>2012</u> Thru Septe	<u>2012</u> Budget	<u>2013</u> Budget
EXPENSES							
EX98 Transfers Out							
8901-0500 Tfr to Debt Service	<u>3,006,844</u>	<u>3,370,470</u>	<u>2,220,515</u>	<u>2,316,308</u>	<u>2,150,592</u>	<u>2,397,891</u>	<u>2,366,327</u>
EX98 Total	<u>3,006,844</u>	<u>3,370,470</u>	<u>2,220,515</u>	<u>2,316,308</u>	<u>2,150,592</u>	<u>2,397,891</u>	<u>2,366,327</u>
TOTAL EXPENSES	<u><u>3,006,844</u></u>	<u><u>3,370,470</u></u>	<u><u>2,220,515</u></u>	<u><u>2,316,308</u></u>	<u><u>2,150,592</u></u>	<u><u>2,397,891</u></u>	<u><u>2,366,327</u></u>

Village of Menomonee Falls
100-910 Other Uses Of Funds
Activity Through September 30, 2012

	<u>2008</u> Actual	<u>2009</u> Actual	<u>2010</u> Actual	<u>2011</u> Actual	<u>2012</u> Thru Septe	<u>2012</u> Budget	<u>2013</u> Budget
EXPENSES							
EX98 Transfers Out							
8901-0215 Tfr to Solid Waste Collectio	218,804	154,710	150,000	216,441	-	150,000	150,000
8901-0605 Tfr to Revolving Capital Fu	513,805	400,000	1,750,662	-	-	-	-
8901-0610 Tfr to Capital Projects	1,007,555	230,157	95,000	95,000	1,000,000	95,000	95,000
8901-0618 Tfr to TID 6	-	-	-	-	-	49,875	-
8901-0700 Transfer to Risk Manageme	-	-	-	50,000	-	-	-
EX98 Total	<u>1,740,164</u>	<u>784,867</u>	<u>1,995,662</u>	<u>361,441</u>	<u>1,000,000</u>	<u>294,875</u>	<u>245,000</u>
TOTAL EXPENSES	<u><u>1,740,164</u></u>	<u><u>784,867</u></u>	<u><u>1,995,662</u></u>	<u><u>361,441</u></u>	<u><u>1,000,000</u></u>	<u><u>294,875</u></u>	<u><u>245,000</u></u>

Village of Menomonee Falls
215-000 Revenues
Activity Through September 30, 2012

	<u>2008</u> Actual	<u>2009</u> Actual	<u>2010</u> Actual	<u>2011</u> Actual	<u>2012</u> Thru Septe	<u>2012</u> Budget	<u>2013</u> Budget
REVENUES							
RE40 Intergovernmental							
7145-0000 Recycling Grants	<u>137,463</u>	<u>122,996</u>	<u>109,100</u>	<u>70,536</u>	<u>80,065</u>	<u>70,000</u>	<u>80,000</u>
RE40 Total	137,463	122,996	109,100	70,536	80,065	70,000	80,000
RE70 Public Charge For Service							
7721-0000 Recycling Prog.Revenue	67,864	-	-	-	-	-	-
7723-0050 Garbage Collection Fee	1,029,700	1,097,437	1,186,632	1,190,633	1,224,939	1,226,740	1,227,500
7727-0000 Recycling Carts	<u>-</u>	<u>-</u>	<u>2,400</u>	<u>2,750</u>	<u>1,250</u>	<u>-</u>	<u>2,000</u>
RE70 Total	1,097,564	1,097,437	1,189,032	1,193,383	1,226,189	1,226,740	1,229,500
RE85 Miscellaneous							
7728-0000 Recycling Rebate	<u>-</u>	<u>-</u>	<u>53,152</u>	<u>161,973</u>	<u>57,386</u>	<u>140,000</u>	<u>85,000</u>
RE85 Total	-	-	53,152	161,973	57,386	140,000	85,000
RE92 Transfers In							
7801-0100 Tfr from GF	218,804	154,710	150,000	216,441	-	150,000	418,376
7801-0210 Tfr from Muni Fac	-	178,260	94,470	-	-	-	-
7801-0605 Tfr from Muni Fac	<u>-</u>	<u>-</u>	<u>-</u>	<u>18,660</u>	<u>-</u>	<u>8,394</u>	<u>2,524</u>
RE92 Total	218,804	332,970	244,470	235,101	-	158,394	420,900
TOTAL REVENUES	<u><u>1,453,831</u></u>	<u><u>1,553,403</u></u>	<u><u>1,595,754</u></u>	<u><u>1,660,993</u></u>	<u><u>1,363,640</u></u>	<u><u>1,595,134</u></u>	<u><u>1,815,400</u></u>

Village of Menomonee Falls
215-340 Solid Waste Collection
Activity Through September 30, 2012

	<u>2008</u> Actual	<u>2009</u> Actual	<u>2010</u> Actual	<u>2011</u> Actual	<u>2012</u> Thru Septe	<u>2012</u> Budget	<u>2013</u> Budget
EXPENSES							
EX51 DPW Activities							
8110-4100 Abandoned Haz.Mat.Dispos	-	3,239	2,057	1,473	-	3,500	3,500
EX51 Total	-	3,239	2,057	1,473	-	3,500	3,500
EX60 Contractual Services							
8300-3401 Garbage Collection	1,008,692	1,009,495	1,038,459	1,126,052	774,497	1,155,700	1,200,000
8300-3402 State Recycling Fee	53,262	51,364	113,475	113,525	75,902	120,400	121,400
8300-3403 Taxes - Dumping	5,016	3,037	8,573	5,354	3,725	6,000	7,000
EX60 Total	1,066,970	1,063,896	1,160,507	1,244,931	854,124	1,282,100	1,328,400
EX70 Other Operating							
8300-3405 Erroneous Garbage Fees	3,240	1,150	195	-	-	-	-
EX70 Total	3,240	1,150	195	-	-	-	-
TOTAL EXPENSES	<u>1,070,210</u>	<u>1,068,285</u>	<u>1,162,759</u>	<u>1,246,404</u>	<u>854,124</u>	<u>1,285,600</u>	<u>1,331,900</u>

Village of Menomonee Falls
215-350 Recycling Expenses
Activity Through September 30, 2012

	<u>2008</u> <u>Actual</u>	<u>2009</u> <u>Actual</u>	<u>2010</u> <u>Actual</u>	<u>2011</u> <u>Actual</u>	<u>2012</u> <u>Thru Septe</u>	<u>2012</u> <u>Budget</u>	<u>2013</u> <u>Budget</u>
EXPENSES							
EX20 Fringe Benefits							
8030-0000 Wage/Benefit Transfers	<u>16,030</u>	<u>9,930</u>	<u>5,301</u>	<u>5,895</u>	<u>4,798</u>	<u>7,000</u>	<u>7,000</u>
EX20 Total	<u>16,030</u>	<u>9,930</u>	<u>5,301</u>	<u>5,895</u>	<u>4,798</u>	<u>7,000</u>	<u>7,000</u>
EX40 Materials And Supplies							
8100-0010 Postage	<u>2,243</u>	<u>2,340</u>	<u>2,523</u>	<u>2,491</u>	<u>2,664</u>	<u>3,000</u>	<u>3,000</u>
EX40 Total	<u>2,243</u>	<u>2,340</u>	<u>2,523</u>	<u>2,491</u>	<u>2,664</u>	<u>3,000</u>	<u>3,000</u>
EX47 Property & Equipment							
8188-0005 Grant Expended	<u>13,446</u>	<u>75</u>	<u>-</u>	<u>-</u>	<u>-</u>	<u>-</u>	<u>-</u>
EX47 Total	<u>13,446</u>	<u>75</u>	<u>-</u>	<u>-</u>	<u>-</u>	<u>-</u>	<u>-</u>
EX51 DPW Activities							
8110-3501 Recycling Oper.Supplies	<u>280</u>	<u>455</u>	<u>48</u>	<u>219</u>	<u>197</u>	<u>500</u>	<u>500</u>
8110-4012 Spring Brush Pick-up	<u>4,891</u>	<u>6,781</u>	<u>13,296</u>	<u>4,043</u>	<u>8,523</u>	<u>10,000</u>	<u>10,000</u>
8110-4101 Household Hazardous Mate	<u>6,980</u>	<u>4,931</u>	<u>5,225</u>	<u>7,113</u>	<u>-</u>	<u>7,000</u>	<u>5,000</u>
EX51 Total	<u>12,151</u>	<u>12,167</u>	<u>18,569</u>	<u>11,375</u>	<u>8,720</u>	<u>17,500</u>	<u>15,500</u>
EX60 Contractual Services							
8300-1901 Audit/Acctg. Serv.	<u>-</u>	<u>251</u>	<u>484</u>	<u>306</u>	<u>300</u>	<u>500</u>	<u>500</u>
8300-3500 Curbside Recycling	<u>406,863</u>	<u>385,231</u>	<u>395,008</u>	<u>403,805</u>	<u>277,668</u>	<u>440,600</u>	<u>457,500</u>
8300-3510 Recycling Rebate Charge	<u>-</u>	<u>75,123</u>	<u>2,158</u>	<u>-</u>	<u>-</u>	<u>-</u>	<u>-</u>
EX60 Total	<u>406,863</u>	<u>460,605</u>	<u>397,650</u>	<u>404,111</u>	<u>277,968</u>	<u>441,100</u>	<u>458,000</u>
TOTAL EXPENSES	<u><u>450,733</u></u>	<u><u>485,117</u></u>	<u><u>424,043</u></u>	<u><u>423,872</u></u>	<u><u>294,150</u></u>	<u><u>468,600</u></u>	<u><u>483,500</u></u>

Village of Menomonee Falls
220-000 Revenues
Activity Through September 30, 2012

	<u>2008</u> Actual	<u>2009</u> Actual	<u>2010</u> Actual	<u>2011</u> Actual	<u>2012</u> Thru Septe	<u>2012</u> Budget	<u>2013</u> Budget
REVENUES							
RE10 Property Taxes							
7000-0000 RE/PP Taxes	<u>1,393,495</u>	<u>1,423,865</u>	<u>1,465,345</u>	<u>1,494,650</u>	<u>1,439,535</u>	<u>1,439,535</u>	<u>1,422,116</u>
RE10 Total	1,393,495	1,423,865	1,465,345	1,494,650	1,439,535	1,439,535	1,422,116
RE70 Public Charge For Service							
7450-0000 Lib.Fines&Receipts	29,784	25,370	23,310	20,639	14,593	22,000	22,000
7451-0000 Copy Mach Rev. Library	2,555	2,764	3,123	2,641	1,981	2,500	2,500
7452-0000 Co Libr Supplement	12,329	9,183	8,724	8,288	3,937	7,874	7,480
7454-0000 Printer revenue	4,279	3,979	4,995	4,501	3,569	4,500	5,500
7455-0000 NonResident Cards	678	525	756	750	675	600	600
7457-0000 Used Books - Adults	2,888	4,729	4,045	4,566	1,909	4,500	4,500
7458-0000 Used Books - Children	1,015	45	-	-	-	-	-
7456-0000 Vending Machine Reimb.	<u>521</u>	<u>473</u>	<u>476</u>	<u>486</u>	<u>299</u>	<u>450</u>	<u>450</u>
RE70 Total	54,049	47,068	45,429	41,871	26,963	42,424	43,030
RE80 Interest Income							
7600-0000 Interest Earnings	<u>25,743</u>	<u>5,193</u>	<u>2,678</u>	<u>1,355</u>	<u>1,305</u>	<u>1,200</u>	<u>1,250</u>
RE80 Total	25,743	5,193	2,678	1,355	1,305	1,200	1,250
RE85 Miscellaneous							
7459-0000 Cross County Border Reimb	9,562	17,211	22,953	27,100	30,438	29,940	29,129
7463-0000 Amazon Referral Funds	156	303	248	344	385	500	600
7705-0000 Misc Donations	<u>604</u>	<u>250</u>	<u>284</u>	<u>147</u>	<u>122</u>	<u>200</u>	<u>200</u>
RE85 Total	10,322	17,764	23,485	27,591	30,945	30,640	29,929
TOTAL REVENUES	<u><u>1,483,609</u></u>	<u><u>1,493,890</u></u>	<u><u>1,536,937</u></u>	<u><u>1,565,467</u></u>	<u><u>1,498,748</u></u>	<u><u>1,513,799</u></u>	<u><u>1,496,325</u></u>

Village of Menomonee Falls
220-500 Library Operation
Activity Through September 30, 2012

	2008 Actual	2009 Actual	2010 Actual	2011 Actual	2012 Thru Septe	2012 Budget	2013 Budget
EXPENSES							
EX10 Salaries & Wages							
8000-0000 Salaries	598,083	608,124	573,426	611,737	443,963	597,500	552,600
8001-0000 Overtime	1,178	567	120	485	326	500	1,000
8002-0000 Part Time Wages	123,721	189,604	198,972	197,999	155,269	216,900	246,600
8004-0000 Temporary Help	7,221	-	-	573	-	1,000	1,000
8008-0000 Retirement Leave Pay-Out	-	-	11,495	-	46,624	5,700	-
8009-0100 Allocated Admin Salaries	-	-	13,424	15,273	7,550	15,400	14,100
EX10 Total	730,203	798,295	797,437	826,067	653,732	837,000	815,300
EX20 Fringe Benefits							
8010-0000 FICA	53,760	58,917	58,742	61,167	48,483	64,300	62,400
8011-0000 Pension-VMF	28,186	30,342	31,756	37,343	31,123	42,000	46,600
8012-0000 Pension-EEE Share	36,770	39,760	40,997	27,255	-	-	-
8013-0000 Health Insurance	157,198	175,345	176,912	180,921	127,040	174,400	174,800
8014-0000 Dental Insurance	9,899	10,629	10,637	10,462	6,930	9,800	9,800
8015-0000 Life Insurance	2,484	2,866	3,028	2,984	2,241	3,300	2,600
8016-0000 Worker's Comp Insurance	1,626	1,806	1,888	2,241	1,682	2,500	2,700
EX20 Total	289,923	319,665	323,960	322,373	217,499	296,300	298,900
EX27 Adult							
8140-1001 Adult Cataloged Books	59,500	63,619	63,263	60,203	40,120	69,500	63,850
8140-1002 A-Paperback Books	5,245	5,693	5,356	4,764	3,241	5,000	4,500
8140-1003 A-Serials Reference	28,106	23,797	23,950	22,286	13,436	24,000	22,000
8140-1004 A-Periodicals	10,303	10,009	11,530	11,114	8,379	10,000	10,000
8140-1005 A-Serials Circulating	6,584	6,411	6,367	5,577	3,225	7,000	6,000
8140-1007 A-Compact Discs	1,362	1,798	1,302	1,545	1,234	1,300	1,400
8140-1008 A-Other Print Mtls	200	70	-	27	-	300	300
8140-1009 A-CD ROM Circulating	181	501	481	42	-	300	200
8140-1011 A-Microfilms	243	-	-	630	-	250	250
8140-1012 A-Replacements	(927)	(1,158)	(1,117)	(263)	(630)	-	-
8140-1014 A-Cassettes	4,758	6,785	5,271	6,236	5,562	7,600	6,600
8140-1015 A-Database Products	7,127	4,782	5,273	5,623	9,126	6,500	12,800
8140-1016 A-Large Type	7,222	7,200	7,716	8,796	3,707	7,000	7,000
8140-1017 A-Reference Books	13,027	6,633	17,614	8,103	4,134	8,900	6,000
8140-1018 A-DVD	6,911	7,481	7,004	7,330	4,861	8,000	8,000
8140-1019 A-CD Books	9,118	13,227	7,397	9,059	4,465	8,300	8,000
8140-1020 A-E Books	-	-	-	-	-	-	8,000
EX27 Total	158,960	156,848	161,407	151,072	100,860	163,950	164,900
EX28 Young Adult							
8142-2001 YA-Cataloged Bks	3,278	3,302	2,833	3,241	2,313	3,300	3,300
8142-2002 YA-Paperback Bks	1,306	1,310	1,301	1,392	947	1,400	1,400
8142-2003 YA-Serials	724	671	503	424	633	800	800
8142-2004 YA-Periodicals	233	237	173	188	209	250	300
8142-2008 YA-Oth Print Mtl	144	144	201	203	64	200	200
8142-2014 YA-Playaways	-	-	-	-	-	-	3,000
8142-2015 YA-Data Base	167	175	172	172	-	200	200
8142-2019 YA-CD Books	710	802	840	976	398	1,000	-
EX28 Total	6,562	6,641	6,023	6,596	4,564	7,150	9,200
EX29 Children							
8144-3001 C-Cataloged Books	29,033	26,256	22,963	26,239	19,169	24,700	22,000
8144-3002 C-Paperback Books	2,264	2,713	3,148	3,222	2,938	3,000	3,000
8144-3003 C-Serials	2,090	2,151	2,304	202	61	1,000	400
8144-3004 C-Periodicals	877	875	972	701	670	900	900
8144-3007 C-Cd's	530	605	344	551	479	500	500
8144-3008 C-Other Print Mtl	188	-	-	-	-	-	-
8144-3009 C-Non-Print Matl	674	616	4	-	136	600	600
8144-3010 C-Serials Circulating	1,351	1,029	723	467	565	1,200	1,000
8144-3012 C-Replacements	(1,846)	(1,244)	(1,468)	(1,464)	(1,127)	-	-
8144-3014 C-Cassettes	21	-	-	-	-	-	-
8144-3016 C-CD ROM	838	837	367	380	29	400	400
8144-3017 C-Reference Books	164	116	750	-	124	500	500
8144-3018 C-DVD	2,314	2,463	3,767	4,588	2,386	4,000	4,000

Village of Menomonee Falls
220-500 Library Operation
Activity Through September 30, 2012

	<u>2008</u> Actual	<u>2009</u> Actual	<u>2010</u> Actual	<u>2011</u> Actual	<u>2012</u> Thru Septe	<u>2012</u> Budget	<u>2013</u> Budget
8144-3019 C-CD Books	1,457	1,503	2,049	1,882	801	1,000	1,000
8144-3020 C-Picture Books & CDS	<u>1,473</u>	<u>1,130</u>	<u>1,152</u>	<u>584</u>	<u>25</u>	<u>500</u>	<u>500</u>
EX29 Total	41,428	39,050	37,075	37,352	26,256	38,300	34,800
EX30 Employee Training/Expense							
8070-0000 Training & Education	2,779	3,750	2,149	1,683	898	4,500	3,000
8075-0000 Recruitment & Personnel	794	313	228	324	175	500	400
8080-0000 Travel Expenses	<u>1,326</u>	<u>1,057</u>	<u>749</u>	<u>1,076</u>	<u>224</u>	<u>1,200</u>	<u>1,200</u>
EX30 Total	4,899	5,120	3,126	3,083	1,297	6,200	4,600
EX40 Materials And Supplies							
8100-0000 Office Supplies	2,266	2,330	1,798	1,692	1,061	2,800	2,800
8100-0010 Postage	5,851	5,475	5,190	4,443	2,731	5,000	5,000
8100-0020 Paper/Printing Supplies	-	110	-	-	-	500	500
8100-0050 Records Management	78	-	-	-	-	100	100
8100-0100 Processing Materials	9,984	9,652	10,279	7,666	4,929	12,000	12,000
8100-0200 Dues & Subscriptions	2,442	1,904	2,278	1,800	-	2,200	2,200
8110-5001 Circ Supplies-Libr	9,152	4,833	2,966	1,389	2,918	5,000	7,000
8110-5002 Public Information	3,507	5,144	2,924	1,759	1,231	1,300	1,300
8130-0000 Computer Supplies	6,727	5,824	4,955	7,452	2,640	6,000	6,000
8130-1000 Programming	<u>-</u>	<u>-</u>	<u>3,215</u>	<u>4,113</u>	<u>2,839</u>	<u>5,764</u>	<u>5,000</u>
EX40 Total	40,007	35,272	33,605	30,314	18,349	40,664	41,900
EX44 Repair/Maintenance							
8162-6000 RM-Off.Equip	11,516	10,510	9,467	10,037	3,317	13,000	13,600
8162-8000 RM-Computer Hardware	<u>2,749</u>	<u>2,872</u>	<u>3,856</u>	<u>5,115</u>	<u>1,076</u>	<u>3,800</u>	<u>5,800</u>
EX44 Total	14,265	13,382	13,323	15,152	4,393	16,800	19,400
EX45 Lease/Rent Expense							
8152-6100 Rent-Copier	<u>7,894</u>	<u>7,986</u>	<u>7,380</u>	<u>7,844</u>	<u>4,697</u>	<u>8,500</u>	<u>9,000</u>
EX45 Total	7,894	7,986	7,380	7,844	4,697	8,500	9,000
EX47 Property & Equipment							
8188-0000 CapOut-Equipment	796	99	2,020	1,865	1,448	2,000	2,000
8188-0001 Donation Expended	(270)	(200)	(150)	(115)	(355)	-	-
8190-6000 Office Furnishings	169	192	5,003	3,230	-	4,500	4,500
8190-8000 Computer Hardware	15,360	8,306	21,667	19,951	482	19,870	20,000
8190-8100 Computer Software	<u>3,887</u>	<u>10,047</u>	<u>2,915</u>	<u>3,220</u>	<u>99</u>	<u>2,500</u>	<u>5,000</u>
EX47 Total	19,942	18,444	31,455	28,151	1,674	28,870	31,500
EX50 Utilities							
8210-0000 Telephone Service	7,894	4,469	4,243	4,240	2,825	5,000	4,500
8212-0003 Cellular Telephone Service	-	-	102	95	51	150	100
8212-0004 Internet Service	-	-	-	1,560	960	1,600	3,400
8212-0005 WAN Service	<u>1,230</u>	<u>1,560</u>	<u>1,560</u>	<u>-</u>	<u>-</u>	<u>-</u>	<u>-</u>
EX50 Total	9,124	6,029	5,905	5,895	3,836	6,750	8,000
EX60 Contractual Services							
8300-1901 Audit/Acctg. Serv.	675	1,055	765	618	400	1,100	1,100
8300-1905 Acq. Title Search	2,215	2,250	2,250	2,250	2,250	2,300	2,300
8300-1906 OverDrive	900	-	-	-	-	-	-
8300-5000 OCLC Utility	15,993	15,000	15,000	15,000	5,517	16,000	-
8300-5002 Book News	550	550	550	550	550	550	550
8300-5005 System Maintenance	17,793	26,545	24,013	24,556	38,083	25,500	36,500
8300-5010 Movie licensing	-	604	784	922	755	1,000	850
8300-5015 Novelist	<u>-</u>	<u>-</u>	<u>-</u>	<u>-</u>	<u>-</u>	<u>1,000</u>	<u>-</u>
EX60 Total	38,126	46,004	43,362	43,896	47,555	47,450	41,300
EX75 Insurances							
8610-0000 Liability Insurance	10,918	2,406	14,500	2,500	-	2,500	2,500
8610-0030 Boiler & Machinery	-	-	9	-	-	-	-
8610-0050 Property Damage Insurance	<u>-</u>	<u>-</u>	<u>-</u>	<u>6,500</u>	<u>-</u>	<u>6,500</u>	<u>8,125</u>
EX75 Total	10,918	2,406	14,509	9,000	-	9,000	10,625
TOTAL EXPENSES	<u>1,372,251</u>	<u>1,455,142</u>	<u>1,478,567</u>	<u>1,486,795</u>	<u>1,084,712</u>	<u>1,506,934</u>	<u>1,489,425</u>

Village of Menomonee Falls
220-500 Library Operation
Activity Through September 30, 2012

<u>2008</u> <u>Actual</u>	<u>2009</u> <u>Actual</u>	<u>2010</u> <u>Actual</u>	<u>2011</u> <u>Actual</u>	<u>2012</u> <u>Thru Septe</u>	<u>2012</u> <u>Budget</u>	<u>2013</u> <u>Budget</u>
------------------------------	------------------------------	------------------------------	------------------------------	----------------------------------	------------------------------	------------------------------

Village of Menomonee Falls
220-910 Library Transfers
Activity Through September 30, 2012

	<u>2008</u> Actual	<u>2009</u> Actual	<u>2010</u> Actual	<u>2011</u> Actual	<u>2012</u> Thru Septe	<u>2012</u> Budget	<u>2013</u> Budget
EXPENSES							
EX98 Transfers Out							
8901-0605 Tfr to Revolving Capital Fu	-	-	-	-	-	6,865	6,900
8901-0610 Tfr to Capital Projects	<u>6,865</u>	<u>6,865</u>	<u>31,865</u>	<u>40,779</u>	-	-	-
EX98 Total	6,865	6,865	31,865	40,779	-	6,865	6,900
TOTAL EXPENSES	<u><u>6,865</u></u>	<u><u>6,865</u></u>	<u><u>31,865</u></u>	<u><u>40,779</u></u>	<u><u>-</u></u>	<u><u>6,865</u></u>	<u><u>6,900</u></u>

Village of Menomonee Falls
221-000 Revenues
Activity Through September 30, 2012

	<u>2008</u> Actual	<u>2009</u> Actual	<u>2010</u> Actual	<u>2011</u> Actual	<u>2012</u> Thru Septe	<u>2012</u> Budget	<u>2013</u> Budget
REVENUES							
RE10 Property Taxes							
7000-0000 RE/PP Taxes	<u>328,180</u>	<u>319,000</u>	<u>311,550</u>	<u>317,780</u>	<u>303,300</u>	<u>303,300</u>	<u>314,420</u>
RE10 Total	328,180	319,000	311,550	317,780	303,300	303,300	314,420
RE80 Interest Income							
7600-0000 Interest Earnings	<u>5,588</u>	<u>1,154</u>	<u>759</u>	<u>455</u>	<u>417</u>	<u>610</u>	<u>550</u>
RE80 Total	5,588	1,154	759	455	417	610	550
TOTAL REVENUES	<u><u>333,768</u></u>	<u><u>320,154</u></u>	<u><u>312,309</u></u>	<u><u>318,235</u></u>	<u><u>303,717</u></u>	<u><u>303,910</u></u>	<u><u>314,970</u></u>

Village of Menomonee Falls
221-520 Library Bldg.Maint.
Activity Through September 30, 2012

	<u>2008</u> Actual	<u>2009</u> Actual	<u>2010</u> Actual	<u>2011</u> Actual	<u>2012</u> Thru Septe	<u>2012</u> Budget	<u>2013</u> Budget
EXPENSES							
EX10 Salaries & Wages							
8000-0000 Salaries	74,867	42,451	64,552	65,508	41,818	52,600	37,700
8001-0000 Overtime	1,123	795	725	637	306	1,000	1,000
8002-0000 Part Time Wages	21,000	17,085	17,670	17,751	15,946	35,100	22,800
8004-0000 Temporary Help	-	-	-	803	1,685	2,000	2,000
8008-0000 Retirement Leave Pay-Out	6,217	-	-	-	-	-	-
EX10 Total	103,207	60,331	82,947	84,699	59,755	90,700	63,500
EX20 Fringe Benefits							
8010-0000 FICA	7,756	5,491	6,135	6,357	4,439	7,000	4,900
8011-0000 Pension-VMF	4,421	2,720	3,991	4,533	3,084	5,300	4,100
8012-0000 Pension-EEE Share	5,767	3,565	5,152	3,312	-	-	-
8013-0000 Health Insurance	14,419	9,697	14,142	14,678	9,498	14,900	10,500
8014-0000 Dental Insurance	823	507	756	773	510	900	600
8015-0000 Life Insurance	499	302	402	445	292	500	320
8016-0000 Worker's Comp Insurance	5,647	4,067	3,377	3,949	3,954	5,060	3,500
EX20 Total	39,332	26,349	33,955	34,047	21,777	33,660	23,920
EX40 Materials And Supplies							
8100-0020 Paper/Printing Supplies	1,609	1,334	1,157	-	65	2,000	2,000
8110-0000 Department Supplies	38	233	32	-	-	500	500
8110-0100 Small Equip./Tools	496	318	-	50	-	250	250
8110-1501 Custodial Supplies	3,423	1,674	2,828	4,528	2,310	3,500	3,500
EX40 Total	5,566	3,559	4,017	4,578	2,375	6,250	6,250
EX44 Repair/Maintenance							
8162-2000 RM-Building & Grounds	9,608	17,098	14,799	15,271	6,355	15,000	15,000
EX44 Total	9,608	17,098	14,799	15,271	6,355	15,000	15,000
EX45 Lease/Rent Expense							
8152-3000 Rent-Equipment	-	-	-	-	-	500	500
EX45 Total	-	-	-	-	-	500	500
EX50 Utilities							
8200-0010 Light/Power	98,118	83,341	91,196	96,096	67,171	90,000	92,000
8200-0020 Heat (Gas & Oil)	39,117	34,849	27,066	27,467	14,545	38,000	36,000
8200-0030 Water/Sewer VMF	6,744	5,402	6,226	5,566	3,372	7,000	7,000
EX50 Total	143,979	123,592	124,488	129,129	85,088	135,000	135,000
EX60 Contractual Services							
8300-0000 Contracts	1,607	1,881	408	4,313	7,370	12,000	60,000
8300-1501 Mechanicals Contract	9,459	6,906	6,906	6,209	6,819	10,000	10,000
8300-1901 Audit/Acctg. Serv.	675	937	450	599	400	800	800
EX60 Total	11,741	9,724	7,764	11,121	14,589	22,800	70,800
TOTAL EXPENSES	<u>313,433</u>	<u>240,653</u>	<u>267,970</u>	<u>278,845</u>	<u>189,939</u>	<u>303,910</u>	<u>314,970</u>

Village of Menomonee Falls
221-910 Library Bldg Transfers
Activity Through September 30, 2012

	<u>2008</u> Actual	<u>2009</u> Actual	<u>2010</u> Actual	<u>2011</u> Actual	<u>2012</u> Thru Septe	<u>2012</u> Budget	<u>2013</u> Budget
EXPENSES							
EX98 Transfers Out							
8901-0700 Transfer to Risk Manageme	-	-	-	21,760	-	-	-
EX98 Total	-	-	-	21,760	-	-	-
TOTAL EXPENSES	<u>-</u>	<u>-</u>	<u>-</u>	<u>21,760</u>	<u>-</u>	<u>-</u>	<u>-</u>

Village of Menomonee Falls
500-000 Revenues
Activity Through September 30, 2012

	<u>2008</u> Actual	<u>2009</u> Actual	<u>2010</u> Actual	<u>2011</u> Actual	<u>2012</u> Thru Septe	<u>2012</u> Budget	<u>2013</u> Budget
REVENUES							
RE80 Interest Income							
7602-0000 Accrued Interest Bonds	2,675	-	-	-	-	-	-
RE80 Total	2,675	-	-	-	-	-	-
RE85 Miscellaneous							
5100-0000 Proceeds-Bond Issue	1,800,000	1,850,000	4,080,000	-	16,200,000	1,850,000	6,780,000
RE85 Total	1,800,000	1,850,000	4,080,000	-	16,200,000	1,850,000	6,780,000
RE92 Transfers In							
7801-0100 Tfr from GF	3,006,844	3,370,470	2,220,515	2,316,308	2,150,592	2,397,891	2,336,230
7801-0210 Tfr from Muni Fac	2,195,507	2,246,719	2,087,865	-	-	-	-
7801-0400 Tfr from SA	552,524	634,133	601,451	608,400	523,089	548,493	446,360
7801-0605 Tfr from Muni Fac	-	-	-	2,090,153	1,938,822	2,139,576	2,029,951
7801-0610 Tfr from CP	193,196	-	40,150	-	174	-	-
7801-0612 Tfr from TIF#2	574,690	611,215	3,054,452	573,000	586,844	587,544	601,156
7801-0615 Tfr from TIF#4	3,631,013	1,270,313	1,795,481	621,201	-	-	-
7801-0616 Tfr from TIF#5	576,809	597,606	997,173	1,171,263	1,074,264	1,709,691	1,080,155
7801-0618 Transfer from TID 6	600	53,750	57,450	931,391	408,421	786,499	2,933,225
7801-0619 Tfr from TIF #7	-	-	246,433	-	-	459,830	-
7801-0620 Tfr from TID 8	-	-	600	1,119,875	576,733	1,817,544	1,852,074
7801-0621 Tfr from TID # 9	-	-	-	-	33	-	4,996
7801-0630 Tfr from TID #10	-	-	-	450	63,535	78,628	4,206,500
7801-0631 Tfr from TID #11	-	-	-	60	8,057	10,504	536,500
RE92 Total	10,731,183	8,784,206	11,101,570	9,432,101	7,330,564	10,536,200	16,027,147
TOTAL REVENUES	<u>12,533,858</u>	<u>10,634,206</u>	<u>15,181,570</u>	<u>9,432,101</u>	<u>23,530,564</u>	<u>12,386,200</u>	<u>22,807,147</u>

Village of Menomonee Falls
500-800 Debt Service
Activity Through September 30, 2012

	2008 Actual	2009 Actual	2010 Actual	2011 Actual	2012 Thru Septe	2012 Budget	2013 Budget
EXPENSES							
EX60 Contractual Services							
8300-1915 Arbitrage Calc	-	6,833	2,500	2,500	-	-	-
EX60 Total	-	6,833	2,500	2,500	-	-	-
EX92 Bond Issue Expenditures							
8800-0000 Bond Expenses	9,765	8,707	9,240	8,519	8,009	16,500	12,000
8800-0002 Arbitrage Expense	-	94	40,150	-	-	-	-
8800-0003 Bond Issuance Expenses	68,243	90,750	692,884	205,922	393,613	-	-
8800-0004 Bond Premium on Issuance	(68,243)	(90,750)	(849,817)	(236,519)	(1,514,920)	-	-
EX92 Total	9,765	8,801	(107,543)	(22,078)	(1,113,298)	16,500	12,000
EX93 Debt - Principal Payments							
8810-0000 Principal Payments on Lon	-	-	-	-	1,125,000	-	13,450,416
8810-0003 Current Refunding Paymen	-	-	-	-	8,600,000	-	6,780,000
8810-0004 Advance Refunding Payme	-	-	-	-	8,374,271	-	-
8810-0051 P-97 TIF#2 GO	275,000	325,000	5,110,000	-	-	-	-
8810-0060 P-1999 G.O.	500,000	525,000	-	-	-	-	-
8810-0061 P-1999 TIF#4 Refunding	450,000	500,000	1,125,000	-	-	-	-
8810-0063 P-2000 GON CIP	1,100,000	1,275,000	-	-	-	-	-
8810-0072 P-2001 GO CIP Budget	225,000	325,000	375,000	400,000	-	-	-
8810-0076 P-2002 Muni Fac GO	475,000	500,000	525,000	550,000	600,000	600,000	-
8810-0077 P-2002 Refinance 1991 Bd	250,000	-	-	-	-	-	-
8810-0080 P-2002 CIP GO	300,000	325,000	325,000	325,000	325,000	325,000	-
8810-0081 P-2003 MF GO	100,000	-	-	-	-	-	-
8810-0082 P-2003 Muni Fac	500,000	600,000	625,000	650,000	700,000	700,000	-
8810-0083 P-2003 GO/GF/SA	375,000	450,000	450,000	475,000	525,000	525,000	-
8810-0084 P-2003 TID4 BAN	4,800,000	-	-	-	-	-	-
8810-0086 P-2003 TID5 GO Notes	125,000	150,000	150,000	150,000	175,000	175,000	-
8810-0087 P-2004 T5 GO	-	-	450,000	650,000	700,000	700,000	-
8810-0088 P-2004 CIP GO	100,000	100,000	150,000	150,000	-	175,000	-
8810-0093 P-2005 CIP GO	200,000	195,000	265,000	265,000	310,000	310,000	-
8810-0094 P-2006 CIP GO	63,506	88,506	388,506	363,506	188,506	188,506	-
8810-0095 P-2006 TID3 BAN	-	1,850,000	-	-	-	-	-
8810-0096 P-2007 CIP GO	75,000	100,000	100,000	100,000	150,000	150,000	-
8810-0098 P-2008 CIP GO	-	118,910	140,910	140,910	190,910	190,910	-
8810-0099 P-2008 TID 4 Refinancing	-	600,000	600,000	600,000	-	-	-
8810-0100 P-2008 TID 6 BAN	-	-	1,250,000	-	-	-	-
8810-0101 P-TID7 MRO	-	-	-	-	-	26,330	-
8810-0102 P-2009 CIP GO	-	-	84,000	119,000	244,000	244,000	-
8810-0103 P-2009 TID 5 MRO	-	-	-	-	-	498,722	-
8810-0104 P-2009 T5 Refinancing	-	-	-	-	-	1,850,000	-
8810-0105 P- 2010 TID 2 Refinancing	-	-	575,000	525,000	-	550,000	-
8810-0106 P- 2010 CIP GO	-	-	-	45,000	120,000	120,000	-
8810-0109 P-2010 TID 8 GO	-	-	-	750,000	-	1,075,000	-
8810-0110 P-2011 CIP GO	-	-	-	-	120,000	120,000	-
8810-0112 P-2011 TID 8 G.O	-	-	-	-	-	400,000	-
EX93 Total	9,913,506	8,027,416	12,688,416	6,258,416	22,447,687	8,923,468	20,230,416
EX94 Debt - Interest Payments							
8850-0000 Interest Payments on Long	-	-	-	-	307,000	-	2,911,110
8850-0051 I-97 TIF#2 GO	299,690	286,215	134,983	-	-	-	-
8850-0060 I-99 G.O.	50,100	25,725	-	-	-	-	-
8850-0061 I-99 TIF#4 Refunding	105,413	82,913	28,831	-	-	-	-
8850-0063 I-2000 GON CIP	128,313	73,313	-	-	-	-	-
8850-0072 I-2001 GO CIP Budget	55,738	43,363	27,425	9,400	-	-	-
8850-0076 I-2002 Muni Fac GO	449,538	430,038	409,013	386,300	187,306	361,713	-
8850-0077 I-2002 Refinance 1991	4,688	-	-	-	-	-	-
8850-0080 I-2002 CIP GO	55,788	44,444	32,013	19,338	6,500	6,500	-
8850-0081 I-2003 MF GO	1,500	-	-	-	-	-	-
8850-0082 I-2003 Muni Fac	498,406	481,156	460,469	437,506	212,741	412,181	-
8850-0083 I-2003 GO/GF/SA	95,578	83,156	67,969	50,906	21,000	31,500	-
8850-0084 I-2003 TID #4	74,400	-	-	-	-	-	-
8850-0086 I-2003 TID5 GO Notes	24,728	20,150	14,806	9,369	3,325	3,325	-

Village of Menomonee Falls
500-800 Debt Service
Activity Through September 30, 2012

	<u>2008</u> Actual	<u>2009</u> Actual	<u>2010</u> Actual	<u>2011</u> Actual	<u>2012</u> Thru Septe	<u>2012</u> Budget	<u>2013</u> Budget
8850-0087 I-2004 CIP GO	349,344	349,344	340,344	318,344	152,672	289,594	-
8850-0088 I-2004 CIP GO	41,344	38,094	34,844	29,406	11,891	23,781	-
8850-0093 I-2005 CIP GO	94,450	87,291	78,953	69,181	32,106	58,206	-
8850-0094 I-2006 CIP GO	92,395	89,260	79,276	63,393	27,834	51,662	-
8850-0095 I-2006 TID3 BAN	76,313	76,313	-	-	-	-	-
8850-0096 I-2007 CIP GO	111,234	69,906	65,656	61,406	29,641	56,094	-
8850-0098 I-2008 CIP GO	-	170,727	115,723	111,056	54,339	105,098	-
8850-0099 I-2008 TID 4 Refinancing	-	88,763	41,250	21,000	-	-	-
8850-0100 I-2008 TID 6 BAN	-	54,063	56,250	-	-	-	-
8850-0101 I-TID #7 MRO	-	-	246,433	-	-	433,500	-
8850-0102 I-2009 CIP GO	-	-	105,235	71,152	34,758	65,856	-
8850-0104 I-2009 TID 5 BAN	-	-	40,423	42,550	21,275	42,550	-
8850-0105 I-2010 TID 2 Refinancing	-	-	33,870	48,000	18,422	36,844	-
8850-0106 I-2010 CIP GO	-	-	-	118,084	39,061	76,923	-
8850-0107 I- 2010 TID 6 GO - Hotel	-	-	-	1,091,849	375,063	750,125	-
8850-0108 I-2010 TID 6 BAN	-	-	-	17,387	9,600	19,200	-
8850-0109 I-2010 TID 8 GO	-	-	-	368,875	155,391	310,781	-
8850-0110 I-2011 CIP GO	-	-	-	-	115,148	174,730	-
8850-0111 I-2011 TIDS 6, 10, 11	-	-	-	-	49,806	104,806	-
8850-0112 I-2011 TID 8 GO	-	-	-	-	14,857	31,263	-
EX94 Total	2,608,960	2,594,234	2,413,766	3,344,502	1,879,736	3,446,232	2,911,110
TOTAL EXPENSES	<u>12,532,231</u>	<u>10,637,284</u>	<u>14,997,139</u>	<u>9,583,340</u>	<u>23,214,125</u>	<u>12,386,200</u>	<u>23,153,526</u>

Village of Menomonee Falls
605-001 Rev and Exp
Activity Through September 30, 2012

	<u>2008</u> Actual	<u>2009</u> Actual	<u>2010</u> Actual	<u>2011</u> Actual	<u>2012</u> Thru Septe	<u>2012</u> Budget	<u>2013</u> Budget
REVENUES							
RE40 Intergovernmental							
7103-0000 Grant Revenues	-	-	-	207,900	-	-	-
7140-0000 Fire Aids	-	-	42,150	-	-	133,488	-
RE40 Total	-	-	42,150	207,900	-	133,488	-
RE80 Interest Income							
7600-0000 Interest Earnings	-	-	-	-	114	1,000	1,000
7600-0730 Interest Earnings SU Adva	-	-	-	626	-	-	10,425
RE80 Total	-	-	-	626	114	1,000	11,425
RE85 Miscellaneous							
7720-0000 Sale Of VMF Property	-	-	-	13,182	-	30,000	10,000
RE85 Total	-	-	-	13,182	-	30,000	10,000
RE92 Transfers In							
7801-0100 Tfr from GF	576,580	530,445	1,967,757	274,281	-	287,947	323,624
7801-0210 Tfr from Muni Fac	-	-	3,434,293	-	-	-	-
7801-0610 Tfr from CP	291,345	-	-	-	-	-	-
RE92 Total	867,925	530,445	5,402,050	274,281	-	287,947	323,624
TOTAL REVENUES	<u>867,925</u>	<u>530,445</u>	<u>5,444,200</u>	<u>495,989</u>	<u>114</u>	<u>452,435</u>	<u>345,049</u>
EXPENSES							
EX47 Property & Equipment							
8188-1000 CapOut-Administration	11,906	23,892	-	426,801	9,040	-	-
8188-9200 CapOut-Eq.Police	-	-	56,243	-	-	-	-
8188-9220 CapOut-Eq.Fire	111,990	130,676	362,845	784,893	26,289	210,320	-
8188-9400 CapOut-Eq.Public Works	433,700	410,441	489,065	473,769	12,205	18,000	375,000
8188-9625 CapOut-Development	-	24,995	-	-	-	-	-
EX47 Total	557,596	590,004	908,153	1,685,463	47,534	228,320	375,000
TOTAL EXPENSES	<u>557,596</u>	<u>590,004</u>	<u>908,153</u>	<u>1,685,463</u>	<u>47,534</u>	<u>228,320</u>	<u>375,000</u>

Village of Menomonee Falls
605-000-210 Muni Revenues
Activity Through September 30, 2012

	<u>2008</u> Actual	<u>2009</u> Actual	<u>2010</u> Actual	<u>2011</u> Actual	<u>2012</u> Thru Septe	<u>2012</u> Budget	<u>2013</u> Budget
REVENUES							
RE05 Charges for Services							
7716-0000 Tipping Fees - Landfill	-	-	-	3,088,012	1,726,684	2,800,000	2,600,000
RE05 Total	-	-	-	3,088,012	1,726,684	2,800,000	2,600,000
RE80 Interest Income							
7600-0000 Interest Earnings	-	-	-	389	434	-	-
7600-0610 Interest on Advance to Gov	-	-	-	1,509	-	-	1,200
RE80 Total	-	-	-	1,898	434	-	1,200
RE85 Miscellaneous							
7708-0000 Hillside Farms Rental Inco	-	-	-	5,625	2,813	2,000	2,813
RE85 Total	-	-	-	5,625	2,813	2,000	2,813
TOTAL REVENUES	<u>-</u>	<u>-</u>	<u>-</u>	<u>3,095,535</u>	<u>1,729,931</u>	<u>2,802,000</u>	<u>2,604,013</u>

Village of Menomonee Falls
605-210 Muni Facilities Expenses
Activity Through September 30, 2012

	<u>2008</u> Actual	<u>2009</u> Actual	<u>2010</u> Actual	<u>2011</u> Actual	<u>2012</u> Thru Septe	<u>2012</u> Budget	<u>2013</u> Budget
EXPENSES							
EX47 Property & Equipment							
8180-1000 Land Aquisitions	-	-	-	1,377	-	-	-
8182-9000 Land Improvements	-	-	-	-	17,360	-	280,000
8186-0000 CapOut-Bldg Improvements	-	-	-	3,795	-	-	-
8186-9500 CapOut-Bldg Library	-	-	-	(18,935)	27,428	-	-
EX47 Total	-	-	-	(13,763)	44,788	-	280,000
EX60 Contractual Services							
8300-1901 Audit/Acctg. Serv.	-	-	-	287	800	-	1,000
8310-0000 Legal Services	-	-	-	(148)	-	-	-
EX60 Total	-	-	-	139	800	-	1,000
TOTAL EXPENSES	<u>-</u>	<u>-</u>	<u>-</u>	<u>(13,624)</u>	<u>45,588</u>	<u>-</u>	<u>281,000</u>

Village of Menomonee Falls
605-800 Transfers
Activity Through September 30, 2012

	<u>2008</u> Actual	<u>2009</u> Actual	<u>2010</u> Actual	<u>2011</u> Actual	<u>2012</u> Thru Septe	<u>2012</u> Budget	<u>2013</u> Budget
EXPENSES							
EX98 Transfers Out							
8901-0215 Tfr to Solid Waste Collectio	-	-	-	18,660	-	8,394	2,524
8901-0500 Tfr to Debt Service	-	-	-	2,090,153	1,938,822	2,139,576	2,029,951
8901-0610 Tfr to Capital Projects	-	-	-	107,300	-	-	-
EX98 Total	-	-	-	2,216,113	1,938,822	2,147,970	2,032,475
TOTAL EXPENSES	<u>-</u>	<u>-</u>	<u>-</u>	<u>2,216,113</u>	<u>1,938,822</u>	<u>2,147,970</u>	<u>2,032,475</u>

Village of Menomonee Falls
700-001 General
Activity Through September 30, 2012

	<u>2008</u> Actual	<u>2009</u> Actual	<u>2010</u> Actual	<u>2011</u> Actual	<u>2012</u> Thru Septe	<u>2012</u> Budget	<u>2013</u> Budget
REVENUES							
RE80 Interest Income							
7600-0000 Interest Earnings	27,404	4,818	1,857	1,144	925	1,000	1,000
7630-0000 Dividend On Investment	<u>22,262</u>	<u>22,407</u>	<u>34,403</u>	<u>32,656</u>	<u>6,620</u>	<u>25,000</u>	<u>30,000</u>
RE80 Total	49,666	27,225	36,260	33,800	7,545	26,000	31,000
RE85 Miscellaneous							
7770-0001 Insurance Refunds	-	-	4,061	5,000	13,821	5,000	5,000
RE85 Total	-	-	4,061	5,000	13,821	5,000	5,000
RE92 Transfers In							
7801-0100 Tfr from GF	-	-	-	50,000	-	-	-
7801-0221 Tfr from Lib Bldg Maint	-	-	-	<u>21,760</u>	-	-	-
RE92 Total	-	-	-	71,760	-	-	-
TOTAL REVENUES	<u>49,666</u>	<u>27,225</u>	<u>40,321</u>	<u>110,560</u>	<u>21,366</u>	<u>31,000</u>	<u>36,000</u>
EXPENSES							
EX60 Contractual Services							
8300-1901 Audit/Acctg. Serv.	900	586	510	593	-	600	-
8315-0000 GASB 45 Fees	<u>5,500</u>	-	<u>8,000</u>	-	-	<u>8,000</u>	-
EX60 Total	6,400	586	8,510	593	-	8,600	-
EX75 Insurances							
8610-0000 Liability Insurance	90,773	83,908	57,334	55,723	82,197	74,632	55,000
8610-0001 IBNR-CVMIC	(74,780)	(146,564)	39,073	(2,195)	-	15,000	-
8612-0000 Claims Settled	36,416	42,413	20,717	9,689	1,323	15,000	15,000
8612-0200 Damages - Deductible	<u>6,542</u>	<u>14,242</u>	<u>12,864</u>	<u>25,054</u>	<u>11,823</u>	<u>12,000</u>	<u>15,000</u>
EX75 Total	58,951	(6,001)	129,988	88,271	95,343	116,632	85,000
TOTAL EXPENSES	<u>65,351</u>	<u>(5,415)</u>	<u>138,498</u>	<u>88,864</u>	<u>95,343</u>	<u>125,232</u>	<u>85,000</u>

Village of Menomonee Falls
720-001 Revenues and General
Activity Through September 30, 2012

	2008 Actual	2009 Actual	2010 Actual	2011 Actual	2012 Thru Septe	2012 Budget	2013 Budget
REVENUES							
RE02 Capital Contributions							
0499-0001 CIAOC - Developers	223,792	81,709	652,345	390,769	-	100,000	-
0499-0002 CIAOC - Muni	746,503	-	-	-	-	100,000	-
RE02 Total	970,295	81,709	652,345	390,769	-	200,000	-
RE05 Charges for Services							
0416-0000 Hydrant Rental Revenue	1,140	900	1,260	1,600	2,500	1,000	3,500
0416-0001 Sprinkling Meter Install.	2,048	4,809	6,311	4,745	5,151	1,600	1,600
0421-0000 Tower Lease	146,111	158,039	161,174	173,492	122,356	186,240	191,000
0421-0004 Open Records Request	-	-	-	35	-	-	-
0460-0000 Unmetered Sales Gen Cust	5,827	3,961	5,654	3,162	2,844	3,000	3,500
0461-0000 Res-Meter Sales	2,745,123	2,633,353	2,563,084	2,743,837	2,248,929	2,500,000	2,695,000
0461-0001 Bus-Meter Sales	966,355	939,222	949,600	1,032,223	846,573	915,000	1,105,000
0461-0002 Indus-Meter Sales	413,807	351,675	361,651	479,017	427,802	400,000	534,000
0462-0000 Private Fire Protection	166,405	169,199	180,900	175,653	132,308	174,100	180,000
0463-0000 Hydrant Rental-VMF	1,631,563	1,643,008	1,684,428	1,663,828	1,243,675	1,658,233	1,658,233
0464-0000 Public-Meter Sales	44,965	37,443	36,653	39,390	38,130	30,000	34,000
0464-0001 Muni-Meter Sales	20,053	20,750	20,465	21,809	16,542	15,100	18,000
0470-0000 Penalties	41,156	43,256	26,219	45,594	20,326	30,000	30,000
0471-0000 Services Calls	3,765	15,913	9,343	5,602	8,836	17,000	12,000
0471-0001 Service Calls - Lannon	-	526	(315)	315	-	1,500	1,650
0472-0000 Rent-Meters	83,517	84,695	96,845	141,278	107,667	117,000	157,000
0473-0000 ROI-Meters	37,051	38,291	41,297	46,055	-	39,000	48,000
0474-0000 Refunds	-	(76)	207	-	733	-	-
0474-0009 Other Revenues	2,311	10,840	2,360	594	-	1,000	-
RE05 Total	6,311,197	6,155,804	6,147,136	6,578,229	5,224,372	6,089,773	6,672,483
RE08 Other Income (Water Util)							
0415-0000 Sale Of Pipe, Fitting Etc	1,205	912	872	1,611	231	1,000	500
0415-0001 Sale of Meters, Hydrants -	-	-	8,199	-	-	1,250	800
0419-0000 Interest Earnings	117,317	21,749	9,751	6,632	3,996	9,000	5,000
0419-0002 Interest-Impact Fees	49,462	9,835	4,230	2,769	659	5,000	-
0419-0003 Interest-Impact Fees Effec	19,442	3,903	2,328	1,747	1,568	2,500	2,000
0422-0010 Impact Fees-Effect 4/10/06	166,886	205,948	165,950	160,188	119,294	170,000	150,000
0423-0000 Water Impact Fees Refund	-	-	-	(1,906)	-	-	-
0423-0010 Refunded Impact Fees (Effe	-	-	-	(6,049)	-	-	-
0474-0002 Water Test Kits	-	-	-	2,640	5,520	2,000	2,000
RE08 Total	354,312	242,347	191,330	167,632	131,268	190,750	160,300
RE85 Miscellaneous							
0421-0002 Scrap Metal Sales	-	-	3,492	13,147	10,610	9,000	7,000
0430-0000 Gain/Loss on Sale	21,833	-	446	24,466	-	-	-
0499-0000 Spec Assessments Collect	-	-	12,498	-	-	-	-
RE85 Total	21,833	-	16,436	37,613	10,610	9,000	7,000
TOTAL REVENUES	7,657,637	6,479,860	7,007,247	7,174,243	5,366,250	6,489,523	6,839,783
EXPENSES							
EX20 Fringe Benefits							
8013-0000 Health Insurance	510	-	-	-	-	-	-
0932-0420 Wage/Bene Tfr Equip Mtnce	826	-	-	-	-	-	-
8030-0140 Wage/Bene GF Transfers	-	-	2,153	-	-	-	-
EX20 Total	1,336	-	2,153	-	-	-	-
EX65 Operating Expense							
Source of Supply:							
0602-0000 SOS Milwaukee Water	1,321,177	1,293,407	1,278,198	1,473,373	1,116,817	1,450,000	1,540,000
0614-0000 SOS Maint-Wells/Springs	12,960	11,226	15,287	-	2,898	20,000	25,000
0614-0001 L-SOS Maint.Wells,Spr	-	1,118	-	-	-	-	-
Total Source of Supply:	1,334,137	1,305,751	1,293,485	1,473,373	1,119,715	1,470,000	1,565,000
Pumping Operations:							

Village of Menomonee Falls
720-001 Revenues and General
Activity Through September 30, 2012

	<u>2008</u> Actual	<u>2009</u> Actual	<u>2010</u> Actual	<u>2011</u> Actual	<u>2012</u> Thru Septe	<u>2012</u> Budget	<u>2013</u> Budget
0620-0000 Pump Operation Engineern	-	48	-	-	-	-	-
0620-0001 L-Supv.Pump.Operation	-	5	-	-	-	-	-
0623-0000 Pumping Power Purchased	167,873	168,845	161,884	171,845	127,551	186,500	180,000
0624-0000 Pumping Expenses	-	-	7,666	85,823	104	-	-
0624-0001 L-Pumping Operations	210,296	216,403	257,548	260,470	148,684	258,400	217,300
0626-0000 Pumping Supplies & Exp	19,037	15,822	14,367	14,022	5,749	17,000	16,000
0631-0001 L-Pump.Maint.Structur	10,920	-	-	-	-	7,900	-
0633-0000 Pumping Maint Equipment	-	-	-	-	-	-	1,200
0633-0001 L-Pump.Eq.Maint.	73,270	68,589	86,695	73,931	52,655	78,600	61,700
Total Pumping Operations:	481,396	469,712	528,160	606,091	334,743	548,400	476,200
Treatment:							
0641-0000 Water Treat-Chemicals	28,525	18,763	16,685	11,952	16,630	31,200	35,000
0642-0000 Watr Treat-Oper Expenses	11,791	16,179	10,676	11,317	7,464	13,000	13,000
0642-0001 L-Treatment Operation	30,659	33,453	39,990	41,530	26,225	41,600	34,700
0652-0001 L-Treat.Eq.Maint.	794	942	1,400	2,546	2,063	1,100	2,200
Total Treatment:	71,769	69,337	68,751	67,345	52,382	86,900	84,900
Distribution:							
0662-0001 L-T&D Operations	24,284	20,373	28,302	35,425	19,398	41,600	29,700
0663-0001 L-Meters T&D	14,705	18,124	13,248	15,011	6,682	14,600	12,600
0664-0001 L-Cust Installations	1,585	119	-	59	148	6,700	100
0670-0000 TD-Maint-Engineering	-	-	-	21,780	5,720	-	33,100
0671-0000 TD-Maint-Struc/Improvmts	7,191	11,994	13,217	10,161	8,147	9,000	11,000
0671-0001 L-Struc/Impr.Maint.	-	-	-	33	-	1,100	-
0672-0000 TD-Maint-Reservoirs	1,544	2,411	15,000	8,492	590	7,000	13,000
0672-0001 L-Reservoir Maint	2,208	5,696	712	1,548	2,044	7,900	1,300
0673-0000 TD-Maint-Mains	66,174	55,144	78,119	71,551	44,406	75,000	65,000
0673-0001 L-Mains Maintenance	56,430	93,001	54,235	67,369	49,946	78,600	92,500
0675-0000 TD-Maint-Services	2,604	6,661	5,106	6,946	3,948	5,000	5,000
0675-0001 L-T&D Services	11,570	9,169	(7,478)	17,439	11,347	11,200	17,300
0676-0000 TD-Maint-Meters	19,870	20,075	8,162	3,349	9,054	15,000	11,000
0676-0001 L-Meter Maintenance	2,691	3,842	4,133	(10,904)	43,426	76,400	41,300
0677-0000 TD-Maint-Hydrants	19,132	7,219	45,472	38,365	6,673	34,000	10,000
0677-0001 L-Hydrant Maintenance	60,016	75,412	49,701	37,423	23,837	67,400	40,400
0680-0000 Lannon - Materials	-	-	-	-	-	1,250	1,200
0680-0001 Lannon - Labor	-	-	-	-	-	1,500	1,000
Total Distribution:	290,004	329,240	307,929	324,047	235,366	453,250	385,500
Customer Service:							
0902-0000 L-Meter Reading	8,863	9,770	12,357	10,940	7,546	10,000	9,200
0903-0000 L-Acctg&Collection	41,937	23,892	45,265	56,753	25,404	35,700	47,500
0903-0010 Postage	10,917	13,233	11,161	8,799	10,469	13,100	13,600
0903-0020 Water Lock Box	6,358	6,214	6,096	6,485	4,860	6,200	6,300
0904-0000 Uncollectible Accounts	-	24,728	4,559	2,967	-	5,000	4,000
0905-0000 Misc Cust Acct Suppl&Exp	3,993	3,766	7,575	7,980	6,848	9,200	9,400
Total Customer Service:	72,068	81,603	87,013	93,924	55,127	79,200	90,000
EX65 Total	2,249,374	2,255,643	2,285,338	2,564,780	1,797,333	2,637,750	2,601,600
EX66 Debt Service							
0930-4270 Int-Long Term Debt	416,369	365,858	325,774	287,662	131,266	250,202	225,000
0930-4271 Bond Expense	1,881	1,887	1,872	2,640	1,539	2,400	2,500
0930-4280 Amort-Discount	66,298	66,298	66,242	66,242	-	66,242	26,516
0930-4281 Amort-Bond Issuance Costs	8,640	8,640	8,640	8,640	-	8,640	9,366
0930-4300 Int-Muni Debt	-	-	-	5,436	-	-	-
0930-0610 Int on Advance-Capital Proj	-	-	11,475	-	-	-	-
EX66 Total	493,188	442,683	414,003	370,620	132,805	327,484	263,382
EX90 Wu - Admin. & General							
0920-0000 Labor-Admin & General	399,628	364,571	304,399	294,715	250,069	291,500	279,200
0921-0000 Office Supplies/Expenses	11,199	7,697	7,397	11,869	4,292	10,000	8,500
0921-0010 Foot Protection Reimb	990	1,170	1,170	1,080	-	1,100	-
0921-8000 Computer Hardware	1,301	-	2,391	3,639	2,132	2,000	2,800
0921-8130 Computer Supplies	343	1,183	258	146	107	500	400
0921-8152 Rent-Off. Eq.	-	-	-	1,238	1,238	500	1,500
0921-8160 Computer Maintenance	18,346	20,241	-	1,844	-	500	-
0921-8162 RM-Computer Hardware	-	11	-	-	174	2,000	-
0921-8165 Microsoft Enterprise Agree	-	-	1,778	3,886	3,886	3,900	3,900
0921-8209 Diggers Hot Line	43,450	26,436	27,194	32,901	23,079	27,400	25,200
0921-8210 Telephone Service	8,702	7,150	4,913	4,860	3,316	5,000	5,100

Village of Menomonee Falls
720-001 Revenues and General
Activity Through September 30, 2012

	2008	2009	2010	2011	2012	2012	2013
	<u>Actual</u>	<u>Actual</u>	<u>Actual</u>	<u>Actual</u>	<u>Thru Septe</u>	<u>Budget</u>	<u>Budget</u>
0921-8211 Cellular Data Service	-	955	1,568	1,844	1,280	1,300	3,100
0921-8212 Pager Service	-	797	43	83	33	100	-
0921-8213 Cellular Telephone Service	-	-	2,096	2,194	1,626	2,650	2,300
0921-8214 Internet Service	-	-	-	-	-	-	910
0921-8301 Maintenance and Support	-	-	20,696	22,847	22,432	24,115	24,700
0923-0000 Legal/Acctg-Outside Serv.	58,147	57,765	51,265	40,503	25,622	50,000	40,000
0923-0001 GIS O/S	17,784	3,432	9,513	4,996	4,679	3,000	5,000
0923-0003 Audit and Financial Service	-	-	-	-	9,300	-	10,000
0923-0011 Inspection Services	-	-	-	3,620	5,162	-	5,000
0923-0020 Rate Study	-	3,941	11,365	3,373	-	-	4,500
0924-0000 Property Insurance	12,017	4,371	23,462	23,154	-	13,000	30,000
0925-0000 Injuries & Damages-W.Co	45,261	44,556	58,323	42,805	32,763	45,385	33,300
0926-8011 Pension VMF	46,557	48,466	50,345	56,985	43,203	60,300	57,400
0926-8012 Pension Employee	60,736	63,509	65,406	42,249	-	-	-
0926-8013 Health Insurance	241,790	299,217	310,970	316,492	215,128	315,000	264,700
0926-8014 Dental Insurance	14,290	16,559	17,057	17,231	11,855	18,000	15,000
0926-8015 Life Insurance	2,508	2,768	2,741	2,778	1,871	3,000	2,300
0926-8016 OPEB Expense	29,115	30,280	38,469	32,846	-	38,000	38,000
0928-0000 Regulatory Commission Exp	-	-	-	-	-	100	-
0928-0001 Emer.Planning Notif.Fees	-	-	-	-	-	1,000	-
0928-0002 Hazardous Waste Fees	150	150	150	205	205	300	410
0930-0000 Misc General Expenses	4,739	4,029	3,146	7,943	5,252	8,000	8,000
0930-0001 Training - Operations	221	620	800	270	110	1,000	500
0930-0002 Training - GIS	171	388	77	110	-	900	500
0930-0235 Refunds	1,109	1,174	330	339	585	1,000	1,000
0930-4030 Depreciation	1,508,763	1,485,508	1,472,028	1,473,925	1,125,000	1,531,000	1,475,000
0930-4080 FICA	74,206	79,759	75,900	77,562	54,968	78,200	66,000
0930-4081 Real Estate Taxes	1,002,460	1,110,169	1,200,836	1,203,973	900,000	1,205,000	1,240,000
0930-4082 PSC Remainder Assessme	5,055	5,454	6,008	7,164	-	6,500	7,500
0932-0000 Clearing Transportn.Exp.	-	-	-	-	40,149	-	-
0932-0001 Clearing-Deprec.Transport	-	-	-	279	1,547	-	-
EX90 Total	<u>3,609,038</u>	<u>3,692,326</u>	<u>3,772,094</u>	<u>3,741,948</u>	<u>2,791,063</u>	<u>3,751,250</u>	<u>3,661,720</u>
EX97 Capital In Progress							
0940-0000 Water Utility Project Expen	-	-	-	-	912,592	-	-
0940-7247 Well #9 Emergency Repairs	-	-	-	-	21,500	-	-
EX97 Total	<u>-</u>	<u>-</u>	<u>-</u>	<u>-</u>	<u>934,092</u>	<u>-</u>	<u>-</u>
TOTAL EXPENSES	<u><u>6,352,936</u></u>	<u><u>6,390,652</u></u>	<u><u>6,473,588</u></u>	<u><u>6,677,348</u></u>	<u><u>5,655,293</u></u>	<u><u>6,716,484</u></u>	<u><u>6,526,702</u></u>

Village of Menomonee Falls
730-000 Revenues
Activity Through September 30, 2012

	<u>2008</u> Actual	<u>2009</u> Actual	<u>2010</u> Actual	<u>2011</u> Actual	<u>2012</u> Thru Septe	<u>2012</u> Budget	<u>2013</u> Budget
REVENUES							
RE02 Capital Contributions							
7785-0002 CIAOC - Developers	69,677	78,696	814,547	365,114	-	182,000	-
7785-0003 CIAOC - Muni	<u>259,558</u>	-	-	-	-	-	-
RE02 Total	329,235	78,696	814,547	365,114	-	182,000	-
RE05 Charges for Services							
7550-0000 Penalties-Sewer	83,545	88,197	115,198	88,944	37,941	98,800	85,000
7551-0000 Lannon Services	13,840	16,923	26,112	25,266	11,117	20,000	25,000
7552-0000 Harmony Hills LS Revenue	<u>7,000</u>	<u>7,000</u>	<u>7,000</u>	<u>7,000</u>	-	<u>7,000</u>	<u>7,000</u>
RE05 Total	104,385	112,120	148,310	121,210	49,058	125,800	117,000
RE10 Property Taxes							
7002-0000 Intercept.Sewer	<u>300,000</u>	<u>300,000</u>	<u>300,000</u>	<u>300,000</u>	<u>300,000</u>	<u>300,000</u>	<u>300,000</u>
RE10 Total	300,000	300,000	300,000	300,000	300,000	300,000	300,000
RE71 Vmf - Operations & Maint.							
7520-0100 VMF User Chg-Res	1,747,999	1,730,555	1,671,150	1,391,656	1,074,509	1,541,000	1,386,000
7520-0200 VMF User Chg-NCC	478,282	454,211	447,050	393,855	315,800	404,000	400,000
7520-0300 VMF User Chg DCC	35,300	25,021	15,456	17,890	13,693	14,000	21,000
7520-0400 VMF User Chg-NCI	1,522	1,244	1,140	1,274	960	1,000	2,000
7520-0500 VMF User Chg-DCI	115,911	92,599	96,012	105,741	78,747	83,000	119,000
7520-0600 VMF User Chg-WCI	32,642	35,014	33,059	30,412	20,014	29,000	38,000
7520-0700 VMF User Chg-WCC	80,296	73,123	82,718	58,160	37,530	75,000	49,000
7520-1100 VMF Bkfd Res.User Charge	90,894	90,900	90,621	73,653	59,120	84,000	75,000
7520-1200 VMF Bkfd NCC User Chrg	2,545	2,325	2,437	1,958	1,555	2,000	2,000
7520-2100 VMF Sussex Residential	88,979	91,441	91,233	78,280	62,120	84,000	79,000
7520-2200 VMF Sussex NCC	<u>20,968</u>	<u>24,025</u>	<u>23,299</u>	<u>19,914</u>	<u>15,632</u>	<u>21,000</u>	<u>20,000</u>
RE71 Total	2,695,338	2,620,458	2,554,175	2,172,793	1,679,680	2,338,000	2,191,000
RE73 Sewage Treatment User Chg							
7500-0100 MMSD-Residential	1,176,214	1,160,391	1,136,258	1,233,810	937,387	1,048,000	1,236,000
7500-0200 MMSD-NCC	344,734	326,873	324,785	347,034	276,525	293,000	356,000
7500-0300 MMSD-DCC	21,208	17,035	17,012	18,454	13,725	15,000	14,000
7500-0400 MMSD-NCI	1,406	1,291	1,235	1,462	1,056	1,000	2,000
7500-0500 MMSD-DCI	90,048	81,422	84,240	92,357	90,545	73,000	97,000
7500-0600 MMSD-WCI	35,285	40,860	40,195	38,080	29,420	35,000	48,000
7500-0700 MMSD-WCC	50,741	50,081	62,910	65,397	47,016	57,000	71,000
7500-1100 Bkfd User Chg-Res	60,117	60,106	60,464	62,904	50,008	56,000	64,000
7500-1200 Bkfd User Chg-NCC	1,836	1,672	1,777	1,731	1,362	2,000	2,000
7500-2100 Sussex User Chg -Res	58,474	60,209	59,957	67,422	52,504	55,000	69,000
7500-2200 Sussex User Chg-NCC	<u>15,634</u>	<u>17,810</u>	<u>17,264</u>	<u>17,894</u>	<u>13,834</u>	<u>16,000</u>	<u>18,000</u>
RE73 Total	1,855,697	1,817,750	1,806,097	1,946,545	1,513,382	1,651,000	1,977,000
RE74 Sewage Treatment Cap.Chg.							
7510-0100 MMSD-Res Cap.Recovery	2,890,853	2,856,072	2,794,806	2,661,455	2,024,764	2,577,000	2,605,000
7510-0200 MMSD-NCC Cap.Recovery	780,767	744,893	734,661	733,593	584,823	664,000	740,000
7510-0300 MMSD-DCC Cap.Recovery	52,414	37,677	25,562	33,379	25,323	23,000	38,000
7510-0400 MMSD-NCI Cap.Recovery	2,582	2,085	1,887	2,360	1,777	2,000	4,000
7510-0500 MMSD-DCI Cap.Recovery	193,006	152,736	158,228	195,842	145,753	137,000	219,000
7510-0600 MMSD-WCI Cap.Recovery	53,116	56,976	54,374	56,282	37,040	47,000	70,000
7510-0700 MMSD-WCC Cap.Recovery	53,751	53,859	46,456	46,258	38,235	42,000	50,000
7510-1100 Bkfd Res.Cap Recovery	149,455	149,445	149,698	137,293	109,625	138,000	140,000
7510-1200 Bkfd NCC Cap.Recovery	4,158	3,794	4,004	3,654	2,880	4,000	3,000
7510-2100 Sussex Res Cap Recovery	146,303	150,376	150,052	146,654	115,204	138,000	147,000
7510-2200 Sussex NCC Cap Recovery	<u>34,050</u>	<u>39,130</u>	<u>37,955</u>	<u>37,358</u>	<u>28,937</u>	<u>34,000</u>	<u>37,000</u>
RE74 Total	4,360,455	4,247,043	4,157,683	4,054,128	3,114,361	3,806,000	4,053,000
RE80 Interest Income							
7600-0000 Interest Earnings	140,761	41,372	2,931	5,593	3,318	10,000	4,000
7600-0610 Interest on Advance to Gov	35,394	6,388	-	-	-	-	-
7610-0000 Int-Past Due Invoices	375	-	-	-	-	-	-
7620-0000 Int-Extraord Call Reserve	17,844	1,504	-	-	-	-	-
7621-0000 Int-Interceptor Sewer Rs	40,766	8,327	3,753	1,940	1,274	2,500	1,500
7621-0001 Int-Impact Fees	<u>132,803</u>	<u>26,311</u>	<u>11,320</u>	<u>3,846</u>	<u>827</u>	<u>6,000</u>	-

Village of Menomonee Falls
730-000 Revenues
Activity Through September 30, 2012

	<u>2008</u> Actual	<u>2009</u> Actual	<u>2010</u> Actual	<u>2011</u> Actual	<u>2012</u> Thru Septe	<u>2012</u> Budget	<u>2013</u> Budget
7621-0003 Int-Impact Fees Effec 4/10/	26,280	5,501	3,002	2,186	1,857	3,000	2,500
7622-9501 Int-Fox River Eq.Reserve	2,853	572	253	167	135	150	100
7622-9502 Int-MenoRiver Eq.Reserve	<u>3,643</u>	<u>724</u>	<u>320</u>	<u>210</u>	<u>170</u>	<u>150</u>	<u>100</u>
RE80 Total	400,719	90,699	21,579	13,942	7,581	21,800	8,200
RE85 Miscellaneous							
7445-0000 Lbr & Matl Sales (SU)	1,050	-	-	-	-	-	-
7445-0001 Refunds	17,351	-	-	-	-	-	-
7560-0010 Sewer Impact Fee-Effect 4/	163,676	199,833	153,757	156,430	118,392	160,000	150,000
7561-0000 Sewer Impact Fees Refund	-	-	-	(1,866)	-	-	-
7561-0010 Refunded Impact Fees (Effe	-	-	-	(65,228)	-	-	-
7720-0000 Sale Of VMF Property	8,685	147	4,232	-	-	-	-
7725-0000 Scrap Metal Sales	-	-	-	-	6,732	-	-
7750-0000 Misc Rentals	-	-	2,400	19,200	-	16,800	19,200
7785-0000 SA-Collected	<u>-</u>	<u>-</u>	<u>13,056</u>	<u>-</u>	<u>-</u>	<u>-</u>	<u>-</u>
RE85 Total	190,762	199,980	173,445	108,536	125,124	176,800	169,200
TOTAL REVENUES	<u>10,236,591</u>	<u>9,466,746</u>	<u>9,975,836</u>	<u>9,082,268</u>	<u>6,789,186</u>	<u>8,601,400</u>	<u>8,815,400</u>

Village of Menomonee Falls
730-300 Sanitary Sewer & Maint.
Activity Through September 30, 2012

	2008 Actual	2009 Actual	2010 Actual	2011 Actual	2012 Thru Septe	2012 Budget	2013 Budget
EXPENSES							
EX10 Salaries & Wages							
8000-0000 Salaries	537,516	505,114	517,796	524,592	383,155	524,000	499,000
8001-0000 Overtime	20,700	12,809	15,292	14,112	8,211	6,000	6,500
8002-0000 Part Time Wages	5,834	5,959	3,291	-	-	-	-
8004-0000 Temporary Help	3,513	3,736	3,387	7,780	8,866	4,500	4,500
EX10 Total	567,563	527,618	539,766	546,484	400,232	534,500	510,000
EX20 Fringe Benefits							
8010-0000 FICA	41,519	42,344	37,879	40,261	29,009	41,000	39,100
8011-0000 Pension-VMF	26,134	24,008	24,694	28,461	23,095	31,400	33,700
8012-0000 Pension-EEE Share	34,092	31,460	31,463	20,889	-	-	-
8013-0000 Health Insurance	125,036	143,987	151,733	158,707	108,499	153,200	147,600
8013-0010 Health/Dental Payout	-	-	7,931	8,192	-	-	-
8013-0001 OPEB Expense	9,092	13,248	7,939	(9,169)	-	8,000	8,000
8014-0000 Dental Insurance	7,499	7,917	8,557	8,813	6,008	8,900	8,400
8015-0000 Life Insurance	1,963	2,007	1,788	1,712	1,214	2,000	1,500
8016-0000 Worker's Comp Insurance	11,080	14,438	8,722	13,208	13,608	16,910	15,300
8030-0140 Wage/Bene GF Transfers	7,242	13,535	11,873	6,544	6,500	24,000	24,000
8030-0420 Wage/Bene Tfr Equip Mtnce	230	-	-	-	-	-	-
8030-0720 Wage/Bene WU Transfers	41,467	58,058	62,506	58,947	46,456	54,000	47,500
EX20 Total	305,354	351,002	355,085	336,565	234,389	339,410	325,100
EX30 Employee Training/Expense							
8070-0000 Training & Education	1,308	775	1,098	1,400	546	2,200	1,000
8070-0001 Training-Data Base GIS	125	93	77	110	-	850	-
8080-0000 Travel Expenses	-	-	-	-	-	200	-
EX30 Total	1,433	868	1,175	1,510	546	3,250	1,000
EX40 Materials And Supplies							
8100-0000 Office Supplies	643	699	228	207	163	800	500
8100-0010 Postage	10,799	10,808	11,502	9,541	10,865	17,450	8,700
8110-0000 Department Supplies	3,140	5,405	3,857	4,393	4,516	6,000	6,000
8110-0100 Small Equip./Tools	2,282	2,646	2,287	373	817	2,500	2,000
8110-1111 Lock Box Service Fees	6,358	6,214	6,096	6,485	4,860	6,200	6,300
8110-3001 Main Infiltration	-	45	-	-	-	-	-
8110-3002 Mainline Cons/Repair	758	255	35,351	3,261	150,126	1,000	5,000
8110-3005 Monitoring Equipment	15,808	686	44,763	695	3,046	22,500	22,500
8110-3020 Supplies Shared WU	7,809	6,551	14,444	11,220	2,343	15,000	11,000
8130-0000 Computer Supplies	-	460	95	238	214	500	500
8170-4000 Gas & Diesel Fuel	13,396	7,763	10,358	13,278	11,836	9,000	11,000
8182-1300 Manhole Repair VMF	3,070	343	20,914	38,415	1,506	15,000	15,000
8182-1310 Main Repair	2,943	4,633	(1,263)	28,486	8,970	25,000	25,000
EX40 Total	67,006	46,508	148,632	116,592	199,262	120,950	113,500
EX44 Repair/Maintenance							
8160-6100 MCont/Copier	-	-	-	-	-	500	-
8160-8000 MCont-Computer Equipmen	22,613	21,419	-	-	-	3,000	-
8160-8002 RM-Cabling	-	-	-	1,844	-	-	-
8162-2000 RM-Building & Grounds	1,049	1,199	105	1,063	1,908	2,200	2,200
8162-2530 RM-Lift Station	8,931	31,024	8,273	19,600	37,351	41,800	40,000
8162-3000 RM-Equipment	3,258	12,394	13,308	27,688	4,458	20,000	17,500
8162-4000 RM-Vehicles	-	-	53	-	4,336	-	-
8162-4100 RM-Radio Equip.	506	-	-	1,810	-	700	700
8162-7000 RM-TV Monitoring	1,571	2,502	3,950	8,811	2,824	10,000	8,500
8162-8000 RM-Computer Hardware	-	-	177	171	27	500	-
8300-3001 Sanitary Sewer & Maintena	-	-	223	-	-	-	-
EX44 Total	37,928	68,538	26,089	60,987	50,904	78,700	68,900
EX45 Lease/Rent Expense							
8152-1001 Rent-501(c)(3)	-	-	2,400	19,200	-	19,200	19,200
8152-3000 Rent-Equipment	-	-	-	-	-	500	-
8152-6000 Rent-Off.Eq.	-	-	-	1,238	1,238	1,490	1,500

Village of Menomonee Falls
730-300 Sanitary Sewer & Maint.
Activity Through September 30, 2012

	<u>2008</u> Actual	<u>2009</u> Actual	<u>2010</u> Actual	<u>2011</u> Actual	<u>2012</u> Thru Septe	<u>2012</u> Budget	<u>2013</u> Budget
EX45 Total	-	-	2,400	20,438	1,238	21,190	20,700
EX47 Property & Equipment							
8190-6000 Office Furnishings	47	-	-	-	-	500	500
8190-8000 Computer Hardware	95	3,488	627	4,088	1,111	1,000	1,400
8190-8001 GIS	22,084	465	9,513	4,996	4,679	7,500	5,000
8190-8100 Computer Software	<u>1,177</u>	<u>1,018</u>	<u>11,500</u>	<u>-</u>	<u>-</u>	<u>500</u>	<u>-</u>
EX47 Total	23,403	4,971	21,640	9,084	5,790	9,500	6,900
EX50 Utilities							
8200-0010 Light/Power	2,497	4,202	2,455	21,056	1,186	2,400	2,900
8200-0020 Heat (Gas & Oil)	3,280	3,311	2,954	1,881	2,061	6,550	5,000
8200-0030 Water/Sewer VMF	1,009	1,427	1,532	1,087	1,792	600	700
8200-3001 Lift Station Power	17,643	25,711	25,477	25,768	20,555	27,000	29,000
8210-0000 Telephone Service	2,747	2,136	1,339	954	638	2,100	1,100
8212-0001 Cellular Data Service	-	1,108	1,045	960	701	1,200	1,540
8212-0002 Pager Service	-	-	72	51	33	100	-
8212-0003 Cellular Telephone Service	-	-	565	559	602	625	600
8212-0004 Internet Service	<u>-</u>	<u>-</u>	<u>-</u>	<u>-</u>	<u>-</u>	<u>150</u>	<u>390</u>
EX50 Total	27,176	37,895	35,439	52,316	27,568	40,725	41,230
EX60 Contractual Services							
8160-5000 Microsoft Enterprise Agree	-	-	950	1,283	1,283	1,300	1,300
8182-1301 Manhole Repair Contractor	829	7,975	-	-	-	8,000	8,000
8182-1305 Interceptor Maint - Lannon	-	12,535	20,243	-	16,775	15,000	19,000
8182-1315 Interceptor Maint - Brookfiel	16,632	-	-	-	-	500	3,400
8300-1401 Engineering Services	4,646	809	9,717	9,762	1,104	7,000	5,000
8300-1901 Audit/Acctg. Serv.	9,000	7,116	8,062	7,671	9,200	7,500	9,500
8300-5001 Consulting Services	619	7,597	6,388	-	-	8,500	10,000
8301-0000 Maintenance and Support	-	-	21,454	24,104	23,690	21,500	26,000
8310-0000 Legal Services	<u>68</u>	<u>-</u>	<u>-</u>	<u>27</u>	<u>7</u>	<u>2,500</u>	<u>2,000</u>
EX60 Total	31,794	36,032	66,814	42,847	52,059	71,800	84,200
8077-0000 Foot Protection	360	360	360	360	-	-	-
EX70 Other Operating							
8110-3022 Meter Depr.From WU 50%	102,428	102,605	81,816	82,317	63,000	84,000	84,000
8110-3024 R.O.I. Meters-WU 50%	37,051	38,291	41,297	46,055	-	39,000	48,000
8110-3025 Sussex Reserve Cap Asse	17,160	1,568	2,504	1,631	2,380	2,400	2,500
8209-0000 Diggers Hot Line	13,551	26,677	26,555	32,540	22,958	27,400	28,000
8435-0000 Prior Year Refunds	8,285	1,119	6,726	494	-	-	1,000
8436-0000 Uncollectible Accounts	-	17,035	10,327	7,138	-	-	10,000
8950-0000 Depreciation Expense	1,257,826	1,253,168	1,351,740	1,327,122	1,035,000	1,491,000	1,450,000
8950-0050 Amortization - CWF	<u>205,278</u>	<u>252,152</u>	<u>252,152</u>	<u>252,152</u>	<u>-</u>	<u>252,152</u>	<u>252,152</u>
EX70 Total	1,641,579	1,692,615	1,773,117	1,749,449	1,123,338	1,895,952	1,875,652
EX75 Insurances							
8110-3003 SelfInsur/Propertydamage	-	125	-	-	-	1,000	-
8610-0000 Liability Insurance	<u>3,105</u>	<u>1,506</u>	<u>5,077</u>	<u>5,255</u>	<u>-</u>	<u>3,000</u>	<u>5,500</u>
EX75 Total	3,105	1,631	5,077	5,255	-	4,000	5,500
TOTAL EXPENSES	<u>2,706,701</u>	<u>2,768,038</u>	<u>2,975,594</u>	<u>2,941,887</u>	<u>2,095,326</u>	<u>3,119,977</u>	<u>3,052,682</u>

Village of Menomonee Falls
730-320 Sewage Treatment
Activity Through September 30, 2012

	<u>2008</u> Actual	<u>2009</u> Actual	<u>2010</u> Actual	<u>2011</u> Actual	<u>2012</u> Thru Septe	<u>2012</u> Budget	<u>2013</u> Budget
EXPENSES							
EX05 Sewage Treatment User Chg							
8320-0000 MMSD-User Charge	1,493,279	1,645,345	1,686,782	1,714,870	997,512	1,690,000	1,725,576
8330-0000 Bkfd User Charge	47,812	57,041	82,744	73,927	31,136	55,000	80,000
8340-0000 Sussex User Charge	<u>49,737</u>	<u>41,333</u>	<u>72,734</u>	<u>76,916</u>	<u>61,424</u>	<u>75,000</u>	<u>90,000</u>
EX05 Total	1,590,828	1,743,719	1,842,260	1,865,713	1,090,072	1,820,000	1,895,576
EX06 Sewage Treatment Cap.Chg.							
8325-0000 MMSD-Capital Charge	<u>4,400,225</u>	<u>4,352,766</u>	<u>4,263,981</u>	<u>4,548,149</u>	<u>5,121,619</u>	<u>5,056,641</u>	<u>5,020,738</u>
EX06 Total	4,400,225	4,352,766	4,263,981	4,548,149	5,121,619	5,056,641	5,020,738
TOTAL EXPENSES	<u>5,991,053</u>	<u>6,096,485</u>	<u>6,106,241</u>	<u>6,413,862</u>	<u>6,211,691</u>	<u>6,876,641</u>	<u>6,916,314</u>

Village of Menomonee Falls
730-910 Other Uses Of Funds
Activity Through September 30, 2012

	<u>2008</u> Actual	<u>2009</u> Actual	<u>2010</u> Actual	<u>2011</u> Actual	<u>2012</u> Thru Septe	<u>2012</u> Budget	<u>2013</u> Budget
EXPENSES							
EX92 Bond Issue Expenditures							
8800-0000 Bond Expenses	1,200	7,700	1,272	1,272	64	1,700	2,000
8800-0002 Arbitrage Expense	4,000	-	2,500	-	-	-	-
8800-0005 Loss on Debt Retirement	-	504,829	-	-	-	-	-
8800-0010 Amort - Debt Discount	101,531	101,531	2,241	16,809	-	2,241	-
8800-0020 Amort - Bond Costs	<u>26,197</u>	<u>26,197</u>	<u>-</u>	<u>-</u>	<u>-</u>	<u>-</u>	<u>-</u>
EX92 Total	132,928	640,257	6,013	18,081	64	3,941	2,000
EX94 Debt - Interest Payments							
8850-0000 Interest Payments on Long	-	-	-	-	42,300	-	63,905
8850-0035 I-Sussex CWF	14,611	12,053	9,412	6,685	-	4,351	-
8850-0039 I-Brkfld CWF	15,545	13,887	12,176	10,406	-	8,896	-
8850-0067 I-2000 Revenue Bond	62,894	58,957	54,005	46,129	-	-	-
8850-0070 I-Brkfld CWF 2001	4,594	4,280	3,957	3,622	-	3,339	-
8850-0089 I-'04 Ref #47	186,633	123,355	-	-	-	-	-
8850-0097 I-Sussex CWF	44,137	46,006	44,478	42,386	-	40,637	-
8850-0098 I-2008 CIP GO	10,371	15,437	15,366	13,789	-	12,330	-
8850-0110 I-2011 CIP GO	-	-	-	2,890	-	7,845	-
8899-0000 Int GF-Debt Repayment	<u>-</u>	<u>-</u>	<u>-</u>	<u>626</u>	<u>-</u>	<u>-</u>	<u>10,425</u>
EX94 Total	338,785	273,975	139,394	126,533	42,300	77,398	74,330
EX97 Capital In Progress							
8905-0000 Sewer Utility Project Expen	-	-	-	-	1,392	-	-
8905-2200 WIP Mains	194,600	-	-	-	77,287	-	-
8905-2220 WIP Laterals	<u>(194,600)</u>	<u>-</u>	<u>-</u>	<u>-</u>	<u>-</u>	<u>-</u>	<u>-</u>
EX97 Total	-	-	-	-	78,679	-	-
TOTAL EXPENSES	<u><u>471,713</u></u>	<u><u>914,232</u></u>	<u><u>145,407</u></u>	<u><u>144,614</u></u>	<u><u>121,043</u></u>	<u><u>81,339</u></u>	<u><u>76,330</u></u>

Village of Menomonee Falls
740-000 Revenues
Activity Through September 30, 2012

	<u>2008</u> Actual	<u>2009</u> Actual	<u>2010</u> Actual	<u>2011</u> Actual	<u>2012</u> Thru Septe	<u>2012</u> Budget	<u>2013</u> Budget
REVENUES							
RE02 Capital Contributions							
7785-0002 CIAOC - Developers	50,939	14,813	-	215,867	-	151,500	-
7785-0003 CIAOC - Muni	<u>290,688</u>	<u>-</u>	<u>-</u>	<u>-</u>	<u>-</u>	<u>-</u>	<u>-</u>
RE02 Total	341,627	14,813	-	215,867	-	151,500	-
RE10 Property Taxes							
7000-0000 RE/PP Taxes	<u>877,535</u>	<u>895,085</u>	<u>912,990</u>	<u>931,250</u>	<u>931,250</u>	<u>931,250</u>	<u>931,250</u>
RE10 Total	877,535	895,085	912,990	931,250	931,250	931,250	931,250
RE50 Licenses And Permits							
7240-0000 Erosion Cntrl.Permits	40,650	32,414	30,346	30,037	17,482	25,000	30,000
7240-0010 Recording Fees	257	21	-	-	-	100	-
7240-0020 Storm Water Permit Fees	<u>-</u>	<u>1,400</u>	<u>3,250</u>	<u>2,200</u>	<u>1,850</u>	<u>5,000</u>	<u>2,000</u>
RE50 Total	40,907	33,835	33,596	32,237	19,332	30,100	32,000
RE80 Interest Income							
7600-0000 Interest Earnings	<u>15,849</u>	<u>4,873</u>	<u>3,653</u>	<u>2,573</u>	<u>2,616</u>	<u>2,000</u>	<u>2,650</u>
RE80 Total	15,849	4,873	3,653	2,573	2,616	2,000	2,650
RE85 Miscellaneous							
7720-0002 Gain/Loss on Disposal	(51,656)	-	-	(331)	-	-	-
7745-0000 Rain Barrel Revenue	-	9,460	9,300	3,605	1,625	2,500	-
7765-0000 Stormwater Conference Re	-	4,150	2,051	6,200	2,768	3,000	2,500
7775-0000 Tree Seedlings Sale	-	76	11,258	9,617	11,902	7,500	-
7776-0000 River Clean-Up Revenue	-	-	19	520	520	500	530
7777-0000 Stormwater Education	-	-	1,000	-	-	-	-
7778-0000 Paws Pledge Revenue	-	-	-	-	500	-	-
7779-0000 Tamarack Ed Kiosk Reven	<u>-</u>	<u>-</u>	<u>-</u>	<u>-</u>	<u>900</u>	<u>-</u>	<u>-</u>
RE85 Total	(51,656)	13,686	23,628	19,611	18,215	13,500	3,030
TOTAL REVENUES	<u><u>1,224,262</u></u>	<u><u>962,292</u></u>	<u><u>973,867</u></u>	<u><u>1,201,538</u></u>	<u><u>971,413</u></u>	<u><u>1,128,350</u></u>	<u><u>968,930</u></u>

Village of Menomonee Falls
740-330 Operations & Maintenance
Activity Through September 30, 2012

	<u>2008</u> Actual	<u>2009</u> Actual	<u>2010</u> Actual	<u>2011</u> Actual	<u>2012</u> Thru Septe	<u>2012</u> Budget	<u>2013</u> Budget
EXPENSES							
EX10 Salaries & Wages							
8000-0000 Salaries	192,434	175,508	160,305	183,940	139,343	178,100	171,100
8001-0000 Overtime	<u>317</u>	<u>184</u>	<u>233</u>	<u>282</u>	<u>257</u>	<u>300</u>	<u>2,200</u>
EX10 Total	192,751	175,692	160,538	184,222	139,600	178,400	173,300
EX20 Fringe Benefits							
8010-0000 FICA	14,252	14,077	12,350	13,452	10,384	13,800	13,300
8011-0000 Pension-VMF	8,833	8,195	7,479	9,832	8,236	10,700	11,600
8012-0000 Pension-EEE Share	11,523	10,739	9,653	7,150	-	-	-
8013-0000 Health Insurance	30,413	28,384	23,763	28,511	19,186	29,000	30,400
8013-0001 OPEB Expense	1,839	1,913	2,406	2,784	-	2,400	3,000
8014-0000 Dental Insurance	1,895	1,621	1,379	1,570	1,071	1,800	1,800
8015-0000 Life Insurance	574	519	298	320	225	450	340
8016-0000 Worker's Comp Insurance	1,042	1,116	186	236	175	300	575
8030-0140 Wage/Bene GF Transfers	<u>51,497</u>	<u>70,788</u>	<u>61,160</u>	<u>37,105</u>	<u>19,179</u>	<u>-</u>	<u>30,000</u>
EX20 Total	121,868	137,352	118,674	100,960	58,456	58,450	91,015
EX30 Employee Training/Expense							
8070-0000 Training & Education	<u>35</u>	<u>130</u>	<u>1,925</u>	<u>1,082</u>	<u>55</u>	<u>1,500</u>	<u>750</u>
EX30 Total	35	130	1,925	1,082	55	1,500	750
EX40 Materials And Supplies							
8100-0225 Recording Fees	278	2,267	139	120	-	250	200
8110-0000 Department Supplies	42	-	282	(25)	1,380	200	500
8110-3000 Rain Barrels	-	7,705	5,398	2,531	1,070	1,500	-
8110-3200 Stormwater Conference Ex	-	74	5,274	5,636	3,405	3,000	1,750
8110-3300 Tree Seedlings Expense	-	132	4,155	3,161	1,312	3,200	-
8110-3400 Stormwater Education Exp	-	-	565	435	-	500	500
8110-3500 River Cleanup Expense	-	-	-	524	648	500	650
8110-3700 Tamarack Ed Kiosk Expens	-	-	-	-	697	-	-
8110-4004 Erosion Control Materials	300	(633)	(245)	154	-	500	500
8170-4000 Gas & Diesel Fuel	13,200	7,110	8,714	9,317	6,111	8,000	9,000
8182-1405 Storm Sewer Maintenance	<u>6,341</u>	<u>5,015</u>	<u>(2,481)</u>	<u>3,857</u>	<u>118</u>	<u>5,500</u>	<u>4,000</u>
EX40 Total	20,161	21,670	21,801	25,710	14,741	23,150	17,100
EX44 Repair/Maintenance							
8162-3000 RM-Equipment	<u>773</u>	<u>247</u>	<u>-</u>	<u>-</u>	<u>1,548</u>	<u>1,000</u>	<u>1,000</u>
EX44 Total	773	247	-	-	1,548	1,000	1,000
EX47 Property & Equipment							
8190-8100 Computer Software	<u>-</u>	<u>-</u>	<u>-</u>	<u>-</u>	<u>-</u>	<u>500</u>	<u>100</u>
EX47 Total	-	-	-	-	-	500	100
EX50 Utilities							
8212-0001 Cellular Data Service	<u>-</u>	<u>447</u>	<u>523</u>	<u>480</u>	<u>320</u>	<u>600</u>	<u>960</u>
EX50 Total	-	447	523	480	320	600	960
EX60 Contractual Services							
8300-1401 Engineering Services	1,268	21,056	16,074	3,101	-	3,000	3,000
8300-1901 Audit/Acctg. Serv.	4,500	3,587	3,552	3,917	5,500	4,140	5,500
8300-5003 Consulting - GIS	<u>-</u>	<u>-</u>	<u>-</u>	<u>2,352</u>	<u>4,433</u>	<u>7,500</u>	<u>7,000</u>
EX60 Total	5,768	24,643	19,626	9,370	9,933	14,640	15,500
EX70 Other Operating							
8110-4006 Storm Watr.Dischg.Permitt	5,000	5,000	5,000	5,000	5,000	5,000	5,000
8209-0000 Diggers Hot Line	5,688	2,866	3,580	4,758	3,544	10,275	5,000
8950-0000 Depreciation Expense	<u>518,165</u>	<u>511,926</u>	<u>513,060</u>	<u>518,630</u>	<u>405,000</u>	<u>555,000</u>	<u>520,000</u>
EX70 Total	528,853	519,792	521,640	528,388	413,544	570,275	530,000
TOTAL EXPENSES	870,209	879,973	844,727	850,212	638,197	848,515	829,725

Village of Menomonee Falls
740-330 Operations & Maintenance
Activity Through September 30, 2012

<u>2008</u> <u>Actual</u>	<u>2009</u> <u>Actual</u>	<u>2010</u> <u>Actual</u>	<u>2011</u> <u>Actual</u>	<u>2012</u> <u>Thru Septe</u>	<u>2012</u> <u>Budget</u>	<u>2013</u> <u>Budget</u>
------------------------------	------------------------------	------------------------------	------------------------------	----------------------------------	------------------------------	------------------------------

Village of Menomonee Falls
740-335 Public Works Activities
Activity Through September 30, 2012

	<u>2008</u> Actual	<u>2009</u> Actual	<u>2010</u> Actual	<u>2011</u> Actual	<u>2012</u> Thru Septe	<u>2012</u> Budget	<u>2013</u> Budget
EXPENSES							
EX40 Materials And Supplies							
8700-0000 Leaf Collection	-	-	-	108	-	-	-
8705-0000 Sweeping	7,045	8,371	11,769	4,187	6,608	8,000	8,000
8710-0000 Catch Basin Cleaning	-	-	-	-	-	500	-
8715-0000 CB & MH Repair	4,643	4,850	8,968	3,705	5,163	5,500	5,000
8720-0000 Curb & Gutter	1,500	438	989	1,275	202	500	500
8725-0000 Frozen Culverts	415	544	50	-	-	500	250
8730-0000 Roadside Debris	-	-	-	-	-	100	100
8735-0000 Culverts/Ditching	6,666	5,414	(15,223)	11,227	5,330	13,000	15,000
8740-0000 Erosion Control	9,236	10,929	8,558	12,120	7,904	9,500	10,000
8745-0000 Detention Basin Maint.	95	546	-	5,220	-	500	500
8760-0000 Illicit Discharge	-	1,350	226	-	-	500	500
8770-0000 Public Education	-	3,300	2,070	3,845	2,653	4,000	4,500
8775-0000 Storm Sewer Monitoring/Sa	5,305	-	-	985	-	500	1,500
EX40 Total	34,905	35,742	17,407	42,672	27,860	43,100	45,850
EX51 DPW Activities							
8700-0001 Leaf Collection Labor	65,562	65,325	70,041	67,019	-	65,000	65,000
8705-0001 Sweeping Labor	59,360	38,508	39,886	45,837	33,562	45,000	40,000
8710-0001 Catch Basin Cleaning Labor	27,077	11,638	19,659	14,752	3,905	17,000	14,000
8715-0001 CB & MH Repair Labor	53,632	38,091	45,917	54,829	7,709	20,000	1,500
8720-0001 Curb & Gutter Labor	9,948	39,527	-	95	-	500	100
8725-0001 Frozen Culverts Labor	486	3,143	913	505	218	1,000	500
8730-0001 Roadside Debris Labor	2,970	7,369	-	-	-	3,000	8,000
8735-0001 Culverts/Ditching Labor	166,683	141,044	156,820	172,132	115,797	110,000	85,000
8736-0001 Ditch/Detention Pond Mowi	-	-	-	35,458	16,547	100	12,000
8740-0001 Erosion Control Labor	4,142	2,118	170	505	-	2,000	600
8745-0001 Detention Basin M. Labor	834	213	1,818	2,130	218	1,500	1,500
8750-0001 Waste Oil Program Labor	-	-	314	-	-	-	-
8760-0001 Illicit Discharge Labor	-	264	-	509	-	500	500
8765-0001 Invest/Elimin. Labor	-	11,379	28,635	3,849	-	6,500	5,000
EX51 Total	390,694	358,619	364,173	397,620	177,956	272,100	233,700
EX60 Contractual Services							
8300-8736 Contracted Det. Pond Mowi	-	-	-	-	-	-	7,000
EX60 Total	-	-	-	-	-	-	7,000
TOTAL EXPENSES	<u>425,599</u>	<u>394,361</u>	<u>381,580</u>	<u>440,292</u>	<u>205,816</u>	<u>315,200</u>	<u>286,550</u>

Village of Menomonee Falls
740-910 Other Uses Of Funds
Activity Through September 30, 2012

	<u>2008</u> Actual	<u>2009</u> Actual	<u>2010</u> Actual	<u>2011</u> Actual	<u>2012</u> Thru Septe	<u>2012</u> Budget	<u>2013</u> Budget
EXPENSES							
EX60 Contractual Services							
8300-1915 Arbitrage Calc	-	667	-	-	-	-	-
EX60 Total	-	667	-	-	-	-	-
EX92 Bond Issue Expenditures							
8800-0000 Bond Expenses	129	355	166	320	312	300	300
EX92 Total	129	355	166	320	312	300	300
EX93 Debt - Principal Payments							
8801-0000 Interest Expense	18,158	42,920	60,664	79,426	59,232	101,200	147,000
8801-0100 Int on Advance-General Fu	34,537	31,048	27,349	16,020	-	15,200	9,500
EX93 Total	52,695	73,968	88,013	95,446	59,232	116,400	156,500
EX94 Debt - Interest Payments							
8850-0003 Amort of Deferred Debt Cos	-	-	-	-	-	-	465
8850-0004 Amort of Debt Premium/(Dis	-	-	-	-	-	-	(1,313)
EX94 Total	-	-	-	-	-	-	(848)
EX97 Capital In Progress							
8905-0000 Sewer Utility Project Expen	-	-	-	-	77,896	-	-
8905-2230 WIP Equipment	-	-	-	-	65,924	-	-
EX97 Total	-	-	-	-	143,820	-	-
TOTAL EXPENSES	<u>52,824</u>	<u>74,990</u>	<u>88,179</u>	<u>95,766</u>	<u>203,364</u>	<u>116,700</u>	<u>155,952</u>